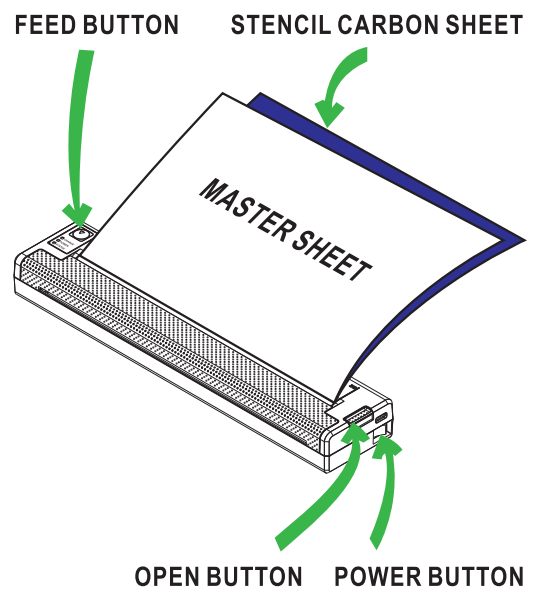


POCKET S6 USER MANUAL



INDICATOR LIGHTS

CHARGE

CHARGING INDICATOR
SOLID LIGHT: CHARGING
LIGHT OFF: FULLY CHARGED

BATTERY LEVEL

GREEN: HIGH
RED: MEDIUM
FLASHING RED: LOW

POWER


PRESSING THE POWER BUTTON, THE INDICATOR LIGHT TURNS GREEN.

STATUS

PRINTER STATUS LIGHT
OFF: READY (PAPER LOADED, PRINTHEAD DOWN)
BLINKING: NO PAPER OR PRINTHEAD LIFTED

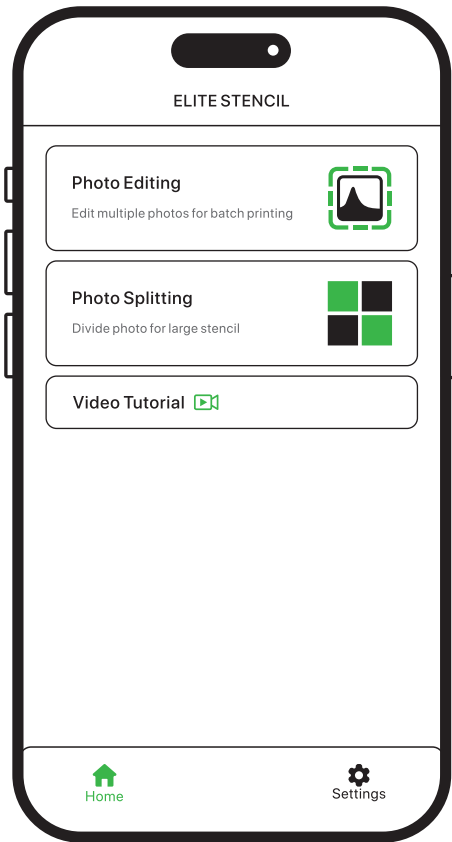
1

Elite Stencil

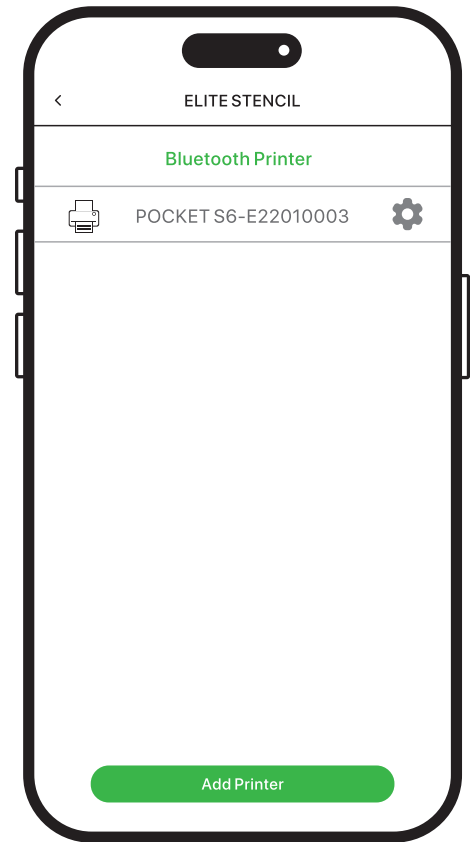


GET/INSTALL THE **Elite Stencil** APP ON PHONE OR PAD

2



3



4

CAUTIONS:

1. PRINTHEAD CARE: CLEAN REGULARLY WITH ALCOHOL AND COTTON SWABS FOR OPTIMAL PRINT CLARITY.
2. TEMPERATURE: KEEP THE PRINTER AWAY FROM EXTREME HEAT.
3. BATTERY: ENSURE ADEQUATE CHARGE TO PRESERVE PRINT QUALITY.

TROUBLESHOOTING:

1. BLUETOOTH: CHECK IF IT'S ACTIVE AND RECONNECT IF NEEDED.
2. CLARITY: UNCLEAR PRINTS? CLEAN THE PRINTHEAD PROMPTLY.

WWW.ELITETATTOO.COM

VISIT OUR YOUTUBE CHANNEL
 ELITE TATTOO OFFICIAL
FOR USAGE INSTRUCTIONS

ELITETATTOOOFFICIAL