

NO DRILL
REQUIRED, DO
NOT USE POWER
SCREWDRIVER

READ ALL INSTRUCTIONS BEFORE
ASSEMBLY AND USE.

KEEP INSTRUCTIONS FOR FUTURE USE.


⚠️ ADULT ASSEMBLY REQUIRED

DUE TO THE PRESENCE OF SMALL PARTS
DURING ASSEMBLY, KEEP OUT OF REACH OF
CHILDREN UNTIL ASSEMBLY IS COMPLETE.

Delta™

Children's Products

Disney Enchanted Princess Dress Kit



THIS PRODUCT IS NOT INTENDED FOR INSTITUTIONAL OR COMMERCIAL USE.

STYLE No: 75518 -



COLOR



REV



FACTORY

When contacting Delta Consumer Care you
will need to reference the above number.

Consumer Care:

www.DeltaChildren.com

Delta Children's Products

114 West 26th Street

New York, NY 10001

Tele.212-645-9033

To register your product for important safety alerts and updates to your product
please visit www.DeltaChildren.com and click on Product Registration

⚠️ WARNING

FALL HAZARD - To prevent death or serious injury, always keep child within arm's reach. The maximum recommended occupant weight is 30 lbs (13.6kg). The changing pad used must be 32" x 16 1/4" with a maximum thickness of 1". Always secure the Dress Kit to the changing surface by attaching the screws to the back of the dresser. See Instructions.

This product is only intended to attach to Delta Children's Products item 75513 (Disney Enchanted Princess 3 Drawer Dresser). DO NOT attach to other items.

Read all instructions before use of the Dress Kit.

KEEP THESE INSTRUCTIONS IN A SAFE PLACE FOR FUTURE USE.

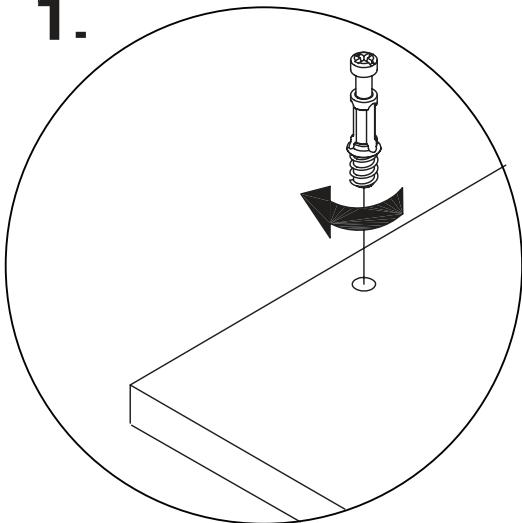
Inspect the changing table periodically. Do not use the Dress Kit if it is damaged or broken.

Contact Delta Children's Products with any questions.

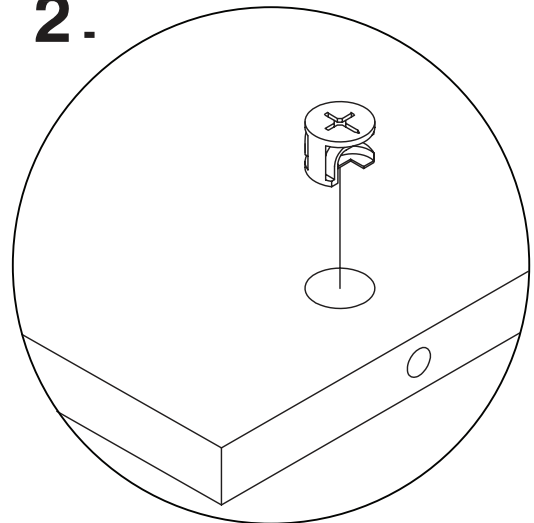
Tighten all loose screws and bolts before each use.

How to use cam lock system:

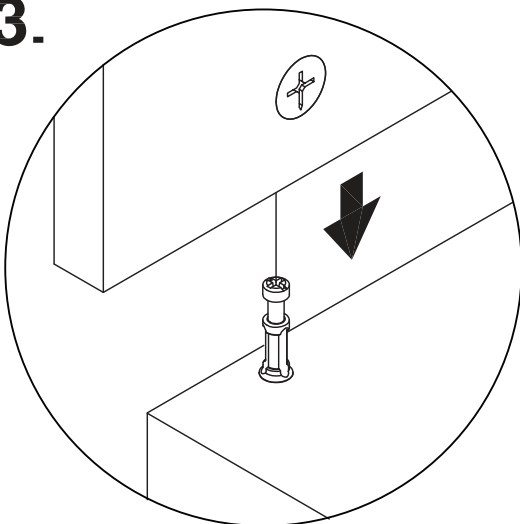
1.



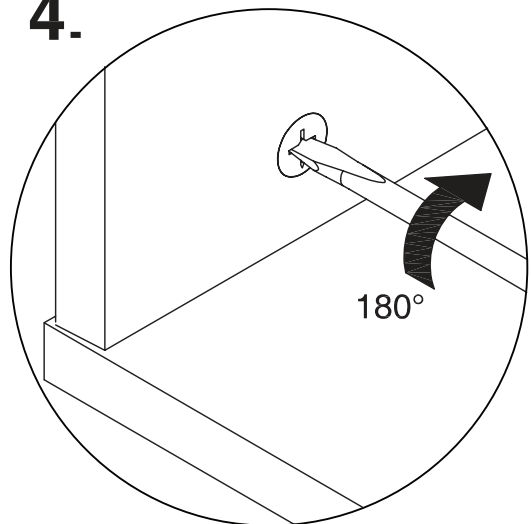
2.



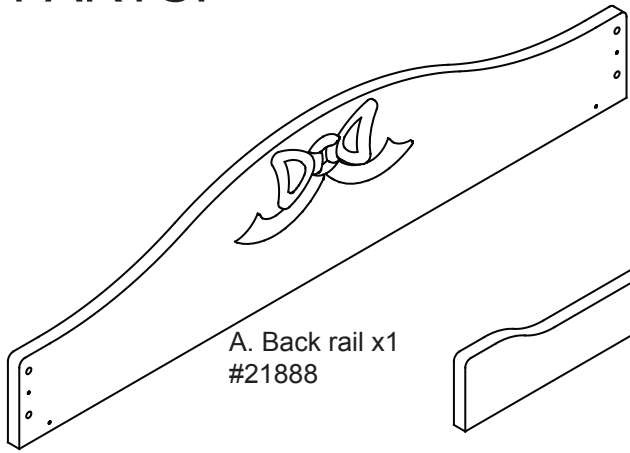
3.



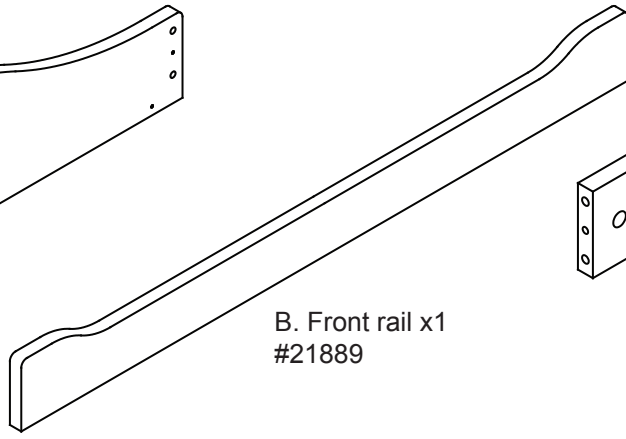
4.



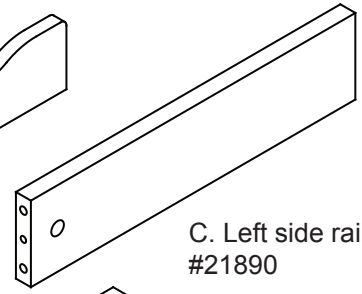
PARTS: This item uses Hardware Kit #21892.



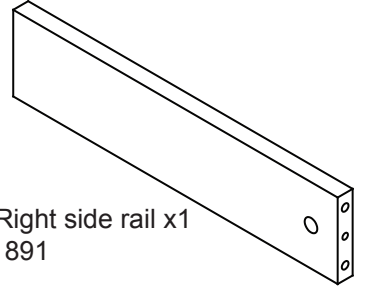
A. Back rail x1
#21888




B. Front rail x1
#21889



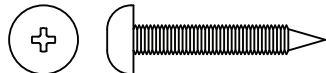
C. Left side rail x1
#21890




D. Right side rail x1
#21891



E. Wood dowel x8



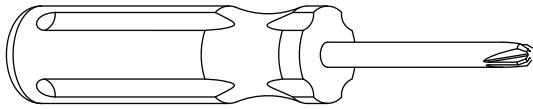
F. 25mm Screw x4



G. Cam bolt x2

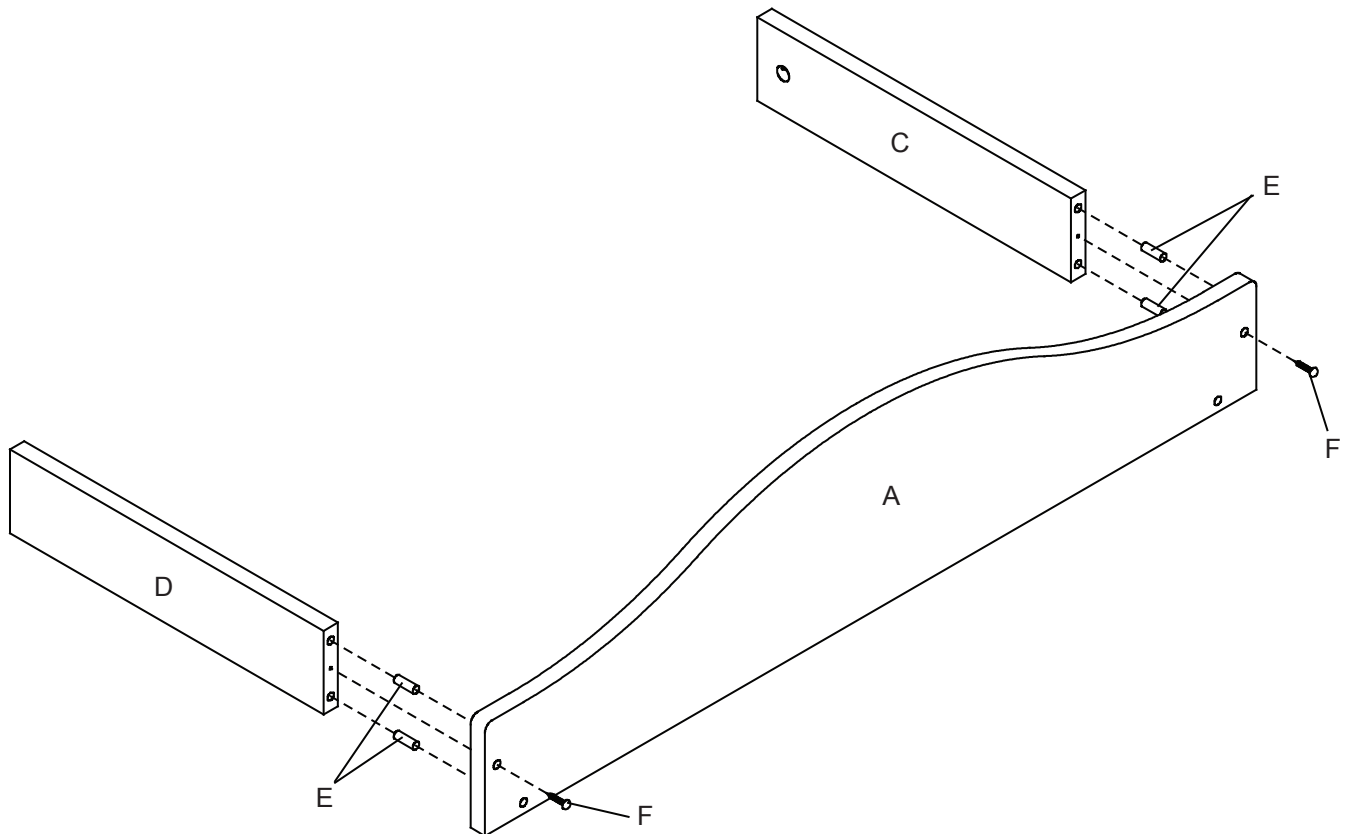


H. Cam lock x2

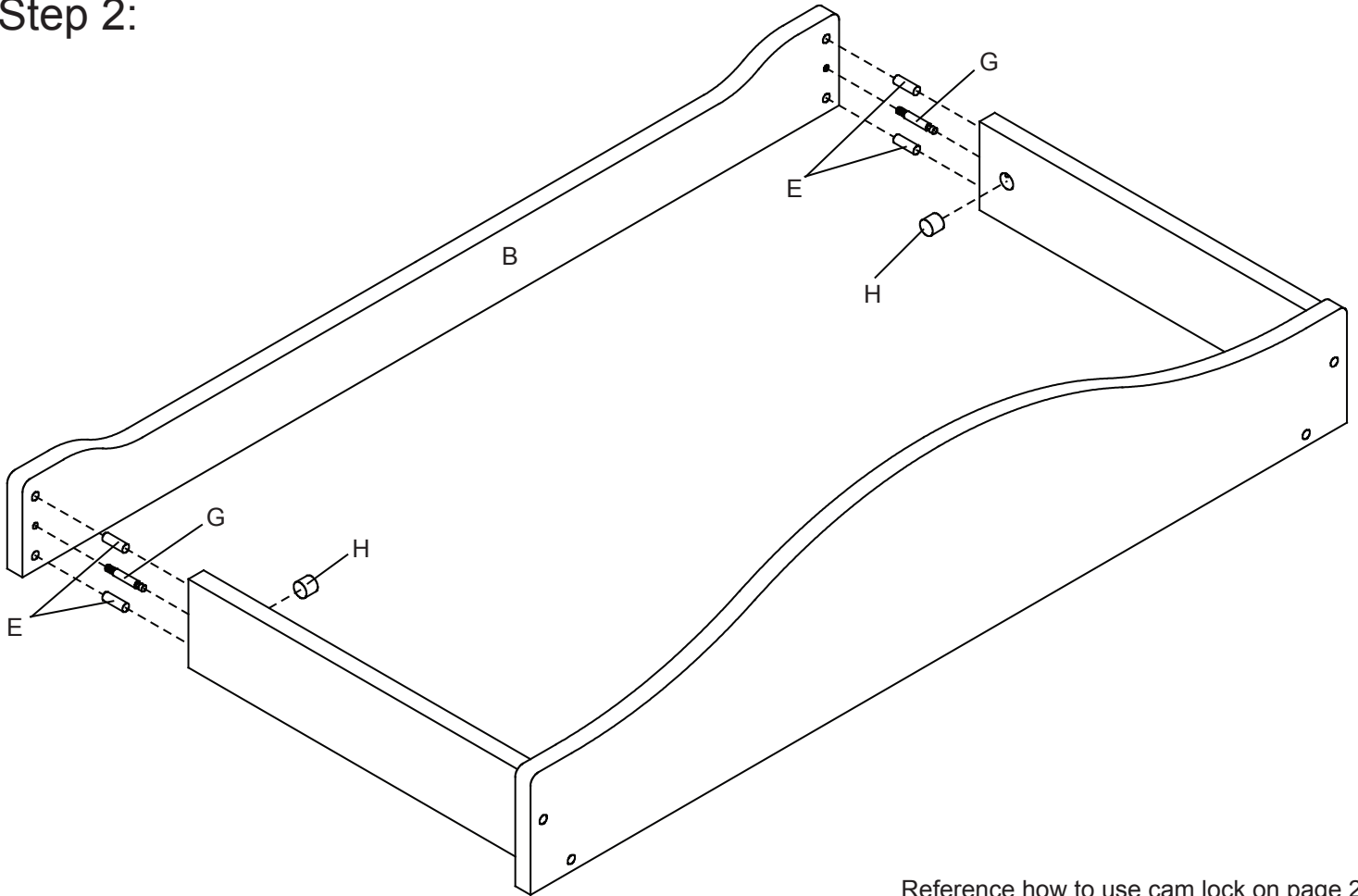


PHILLIPS SCREWDRIVER
NOT SUPPLIED

Step 1:

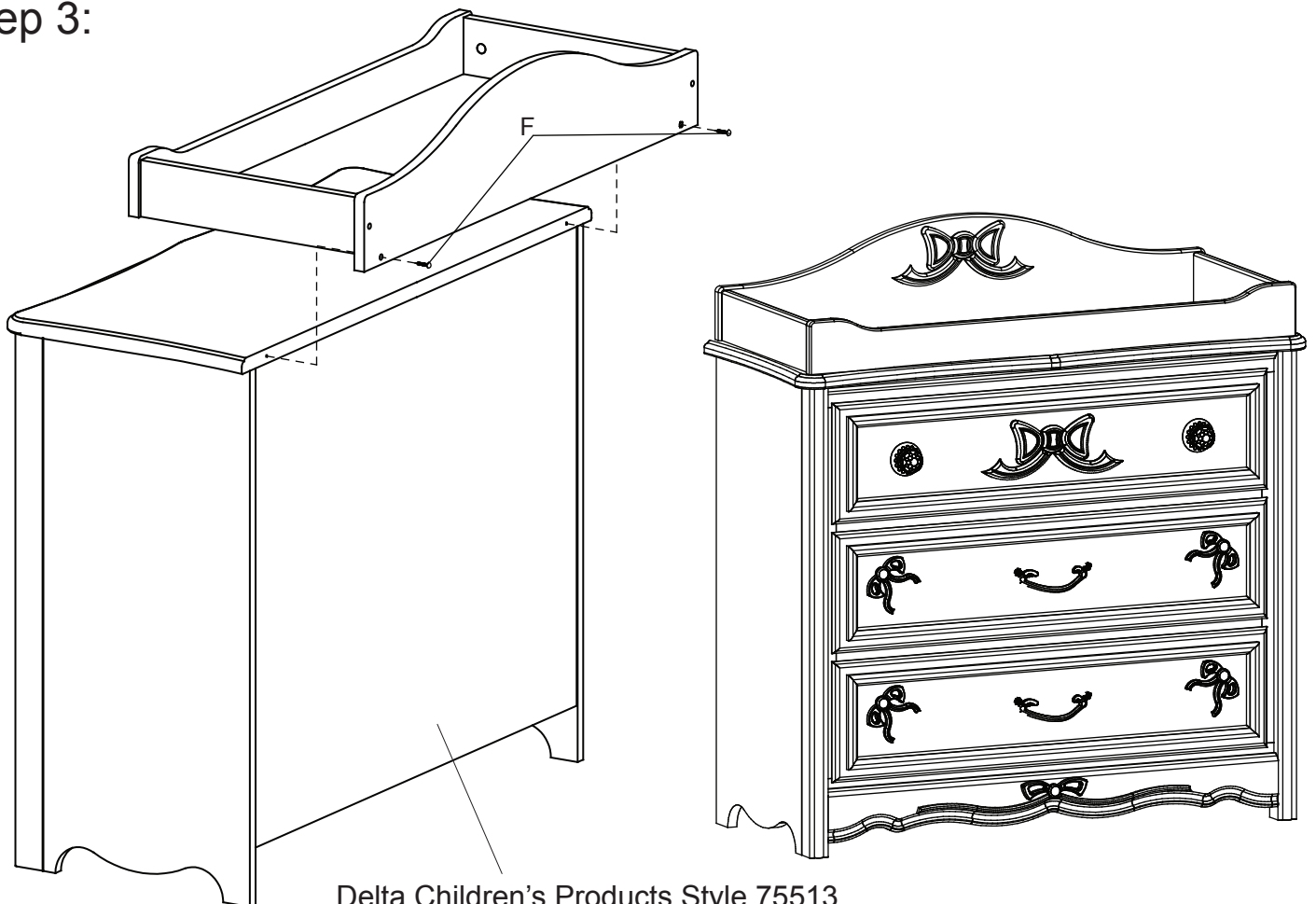


Step 2:



Reference how to use cam lock on page 2

Step 3:



Delta Children's Products Style 75513



Children's Products

Consumer Care:

www.DeltaChildren.com

Delta Children's Products

114 West 26th Street

New York, NY 10001

Tele.212-645-9033

Warranty: This Delta Product is warranted to be free from defects for a period of 90 days from the date of purchase under normal use. This warranty extends only to the original retail purchaser and is valid only when supplied with proof of purchase, or if received as a gift, when the registration is on file with Delta.

Please visit www.DeltaChildren.com and click on Product Registration to register your product for important safety alerts and updates.

For questions or comments, please log on to www.DeltaChildren.com and click Consumer Care, or contact us by phone at (212) 645-9033.

In the event that you need to contact our Consumer Care department please have the Style Number and Lot Number available. If they are not printed below they can be found on the label on the Back face of back rail of the product.

Use the space below to make note of those numbers.

STYLE No: 75518 -

COLOR

REV

FACTORY

Lot No. : _____

Pack Date: _____

Date of Purchase: _____ (you should also keep your receipt)