

Simmons Kids® Kensington Collection

A Crib 'N' More 284180

This Crib 'N' More is made with a V-Match Cherry Veneer panel headboard, solid hardwoods, and beautiful thick molding, with subtle curves throughout the design. Construction is "glued and screwed" for maximum strength and durability. 3-position mattress support easily adjusts to fit growing child. Converts from crib to toddler bed to daybed to full-size bed. (Daybed conversion kit included; toddler guard rail & full-size bed rails available separately.)

B Double Dresser 284030

C 6-Drawer Chest 284050

Cases constructed with a rigid hardwood frame and solid wood edged top. Corner block reinforced drawer boxes are built with English dovetail construction, and metal side mounted roller glides with security stops. The top two drawers feature V-Match Cherry Veneer. Simmons signature "Soft Detailing" on all edges and corners.

D Hutch 284200

A perfect complement to the double dresser, the double hutch provides a stylish approach to offering extra storage. Constructed of solid hardwood and hardwood veneers. It features one permanent shelf, one removable shelf, and two cubbies with V-Match Cherry Veneer doors that will conceal private storage.


E Night Stand 284020

F Toddler Guard Rail 180114

G Wood Bed Rails 180080



Available as shown in (608) Autumn Berry




Night Stand



Toddler Bed Conversion



Daybed Conversion



Full Size Bed Conversion



Simmons Kids® Kensington Collection




Sizes are approximate. ©2011 Simmons Kids® Furniture



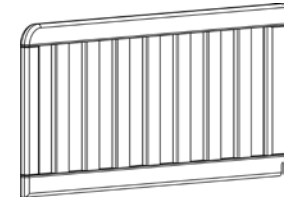
◀ Crib 'N' More No. 284180

W	H	D
56.25"	52"	36.38"



▲ Wood Bed Rails No. 180080

W	H	D
77.75"	5"	2.25"




▲ Toddler Guard Rail 180114

W	H	D
27.94"	12"	.75"



◀ Chest 284050

W	H	D
39"	47.75"	19.38"



▲ Night Stand 284020

W	H	D
25.75"	24"	17.38"

Hutch No. 284200 ▶

W	H	D
54"	44"	12"

Double Dresser 284030 ▶

W	H	D
54"	35.94"	19.38"

