

Delta™

Children's Products


READ ALL INSTRUCTIONS BEFORE
ASSEMBLY AND USE.

KEEP INSTRUCTIONS FOR FUTURE USE.

⚠ ADULT ASSEMBLY REQUIRED

DUE TO THE PRESENCE OF SMALL PARTS
DURING ASSEMBLY, KEEP OUT OF REACH OF
CHILDREN UNTIL ASSEMBLY IS COMPLETE.

ROCKING CHAIR



THIS PRODUCT IS NOT INTENDED FOR INSTITUTIONAL OR COMMERCIAL USE.

STYLE No: 2600 -



COLOR



REV



FACTORY

When contacting Delta Consumer Care you
will need to reference the above number.

Consumer Care:

www.deltachildrensproducts.com

Delta Children's Products

114 West 26th Street

New York, NY 10001

Tele.212-645-9033

To register your product for important safety alerts and updates to your product
please visit www.deltachildrensproducts.com and click on Product Registration.

NOTES ON ASSEMBLY:

-During the assembly process whenever using screws or bolts, check each by placing the screw/bolt on the diagram of the item which is drawn actual size and design. Be sure to use the proper size and shape specified in the instructions.

-To assemble this unit you may be required to place the unit on it's side and face. It is strongly recommended that assembly is done on a soft, non-abrasive surface to avoid damaging the finish.

NOTES ON CARE AND MAINTENANCE:

- **Do not** scratch or chip the finish.

- Inspect the product periodically, contact delta children's products for replacement parts or questions.

- **Do not** store the product or any parts in extreme temperatures and conditions such as a hot attic or a damp, cold basement. These extremes can cause a loss of structural integrity.

-To preserve the luster of the high quality finish on your product, it is recommended to place a doily or felt pad under any items you place on the finish.

-Clean with a damp cloth, then a dry cloth to preserve the original luster and beauty of this fine finish.

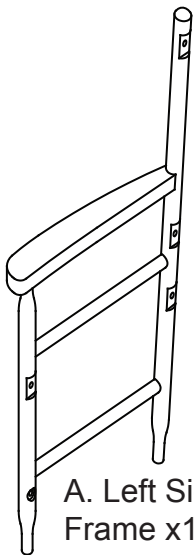
-**Do not** use abrasive chemicals.

-**Do not** spray cleaners directly onto furniture.

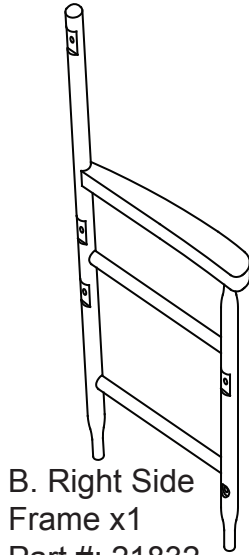
-Lift slightly when moving on carpeting to prevent leg breakage.

-Use of a vaporizer near furniture will cause wood to swell and finish to peel.


PARTS



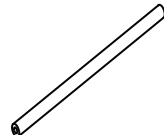
A. Left Side
Frame x1
Part #: 21831



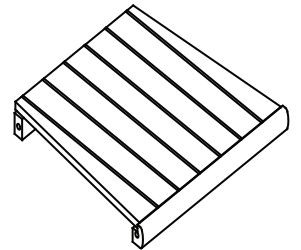
B. Right Side
Frame x1
Part #: 21832



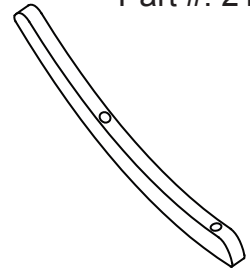
C. Back Rest x1
Part #: 21833



D. Front Round
Rail x1
Part #: 21834



E. Seat x1
Part #: 21835

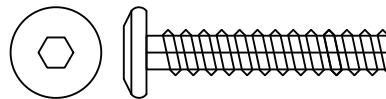


F. Runner x2
Part #: 21836


HARDWARE KIT PART: #21837 FOR COLOR 100, #21839 FOR COLOR 260,
#21840 FOR COLOR 604. SEE FRONT COVER.



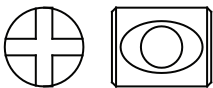
G. BOLT 64mm x6



H. BOLT 32mm x6



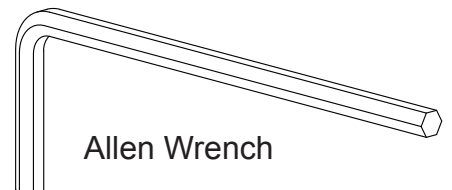
J. Wood dowel
30mm x2



K. Barrel nut x6

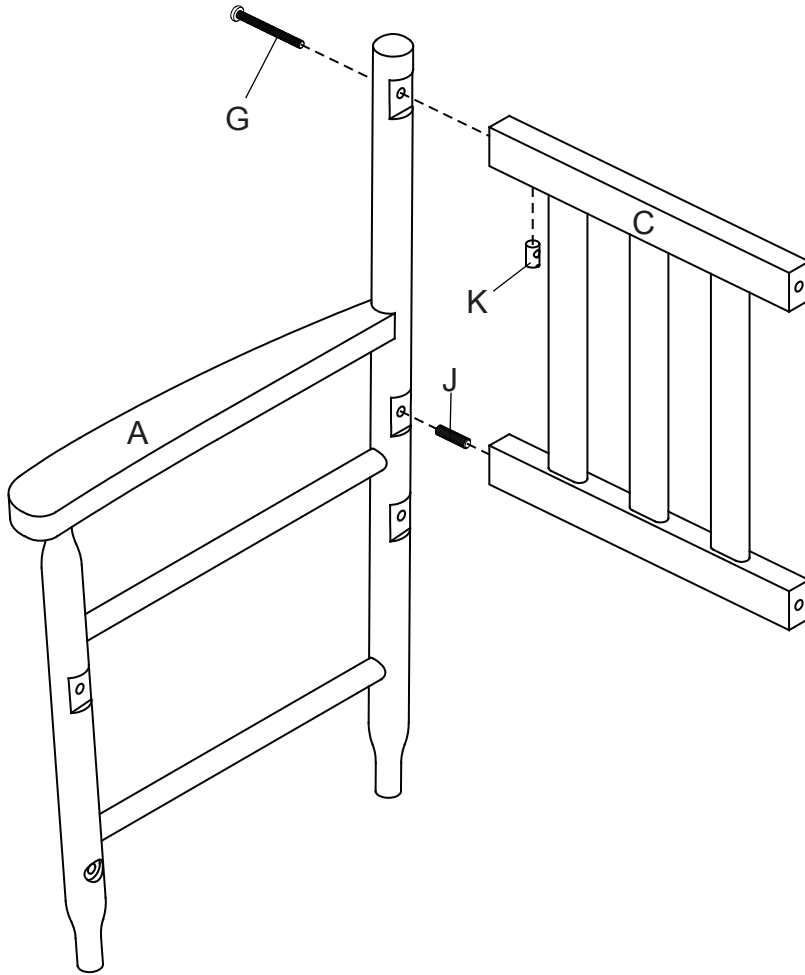


PHILLIPS SCREWDRIVER
NOT SUPPLIED

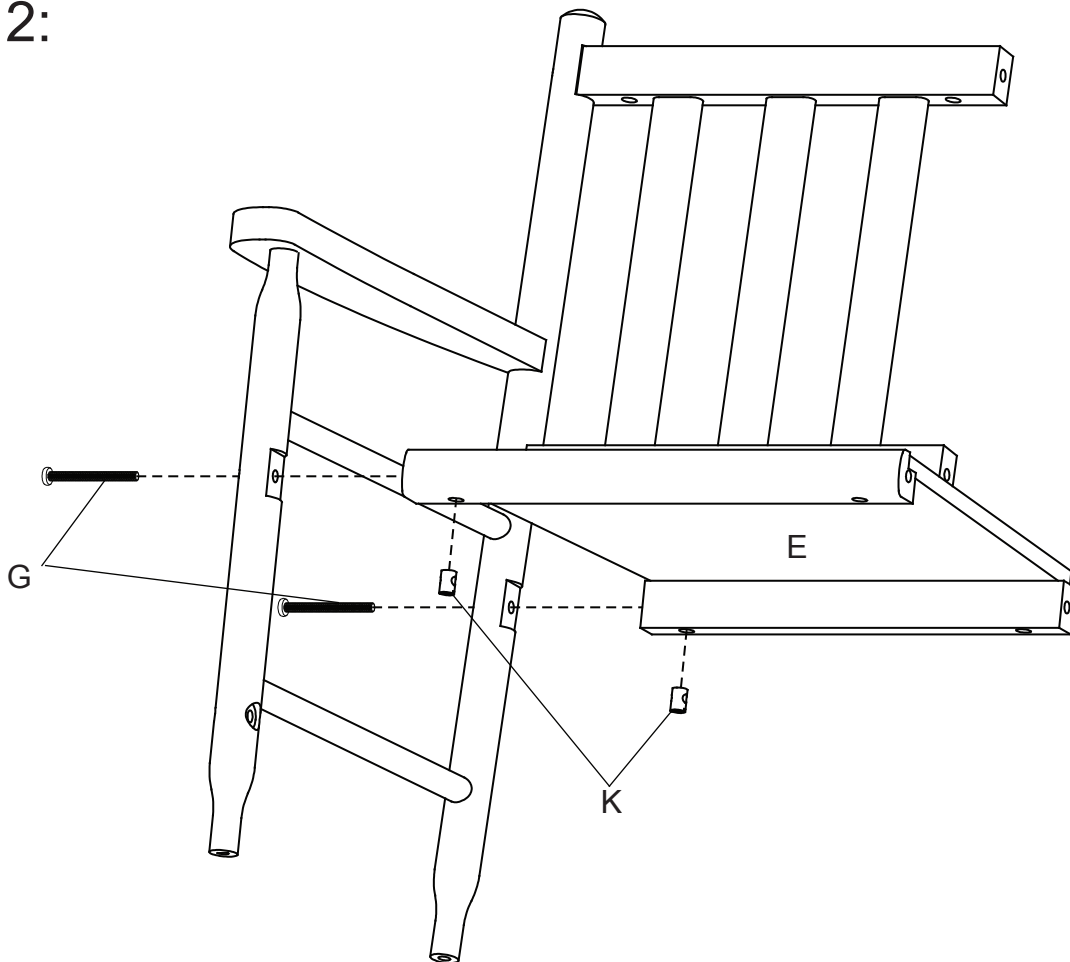


Allen Wrench

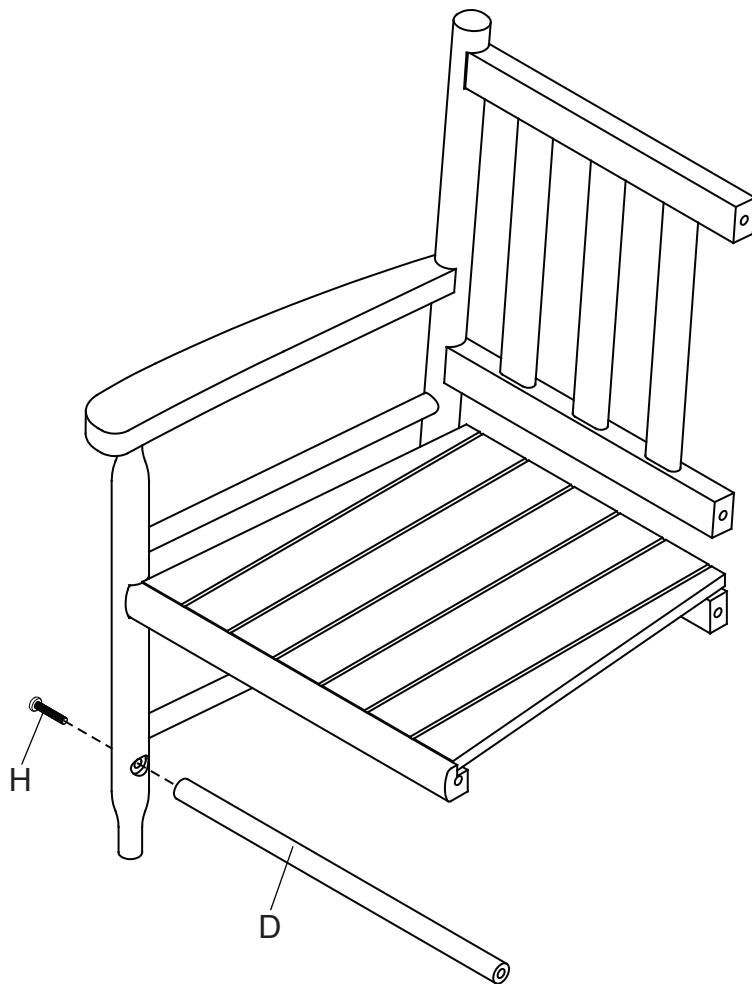
STEP 1:



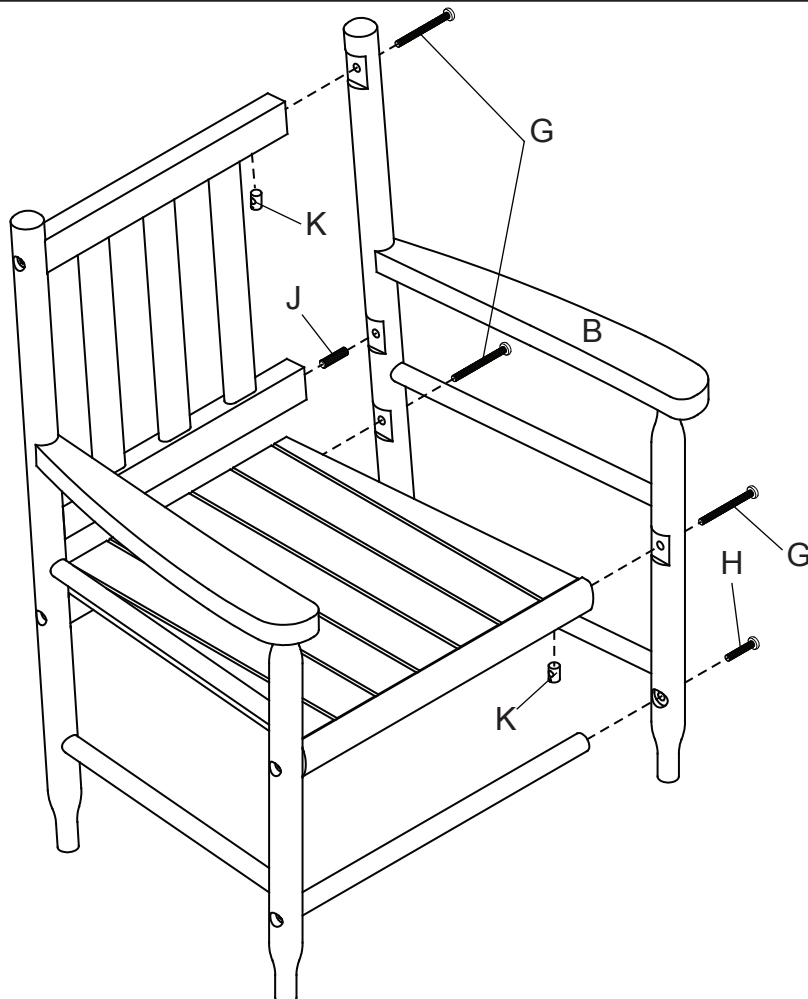
STEP 2:




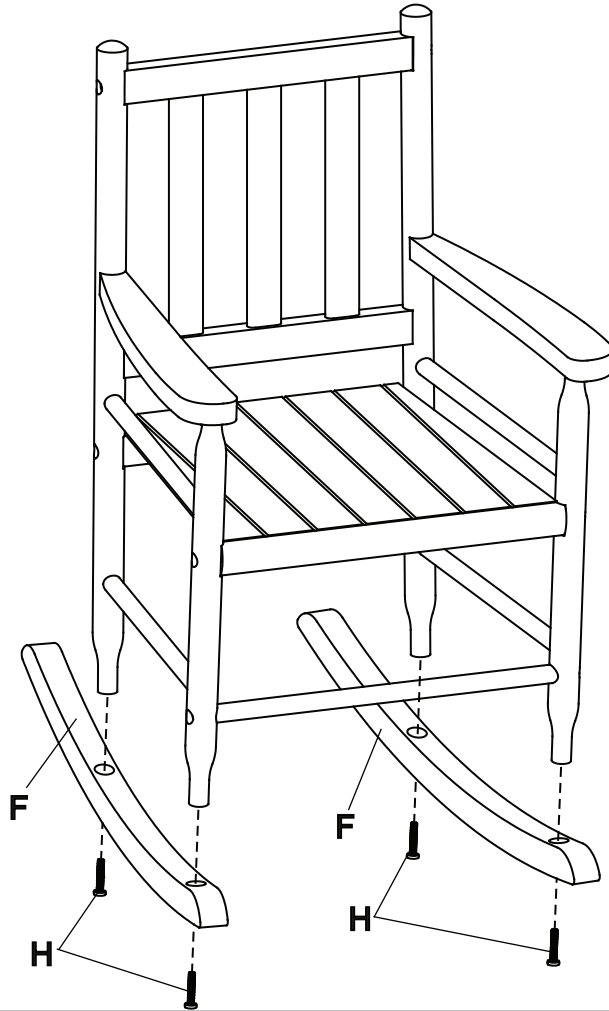
STEP 3:



STEP 4:



STEP 5:





Children's Products

Consumer Care:

www.deltachildrensproducts.com

Delta Children's Products

114 West 26th Street

New York, NY 10001

Tele.212-645-9033

Warranty: This Delta Product is warranted to be free from defects for a period of 90 days from the date of purchase under normal use. This warranty extends only to the original retail purchaser and is valid only when supplied with proof of purchase, or if received as a gift, when the registration is on file with Delta.

Please visit www.deltachildrensproducts.com and click on Product Registration to register your product for important safety alerts and updates.

For questions or comments, please log on to www.deltachildrensproducts.com and click Consumer Care, or contact us by phone at (212) 645-9033.

In the event that you need to contact our Consumer Care department please have the Style Number and Lot Number available. If they are not printed below they can be found on the label on the Seat bottom.

Use the space below to make note of those numbers.

STYLE No: 2600 -

COLOR

REV

FACTORY

Lot No. : _____

Pack Date: _____

Date of Purchase: _____ (you should also keep your receipt)