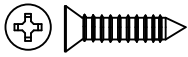
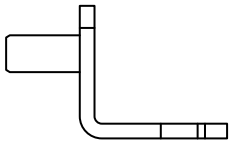


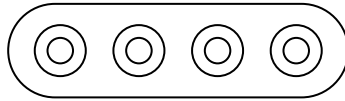
# #300200 INSTRUCTIONS



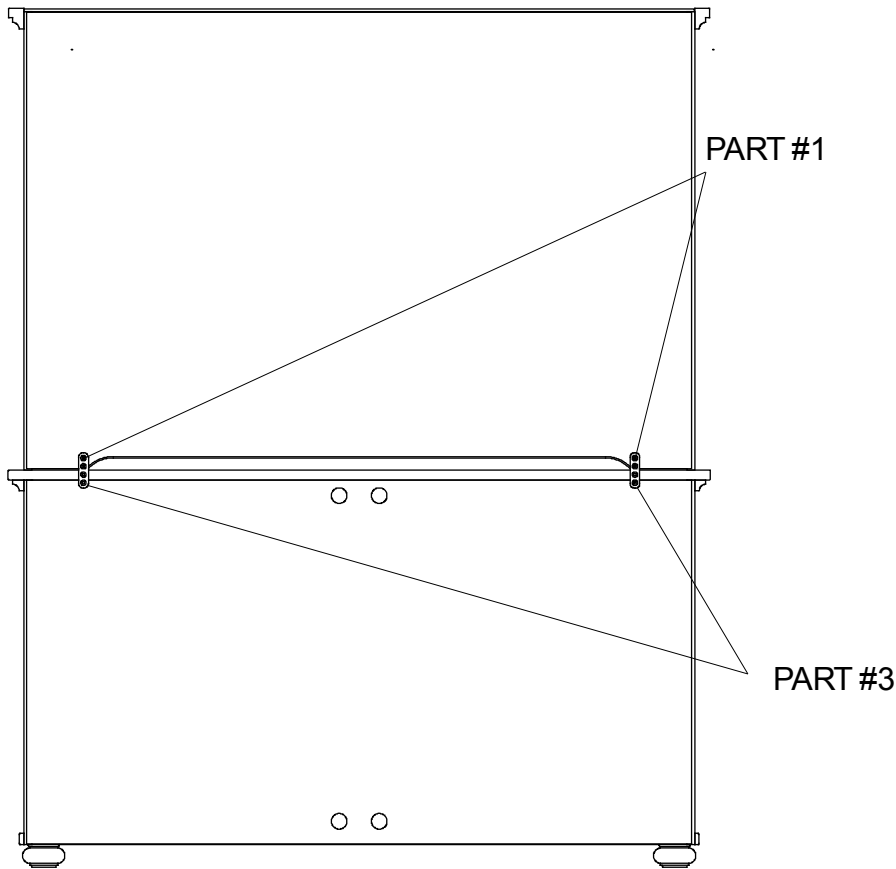
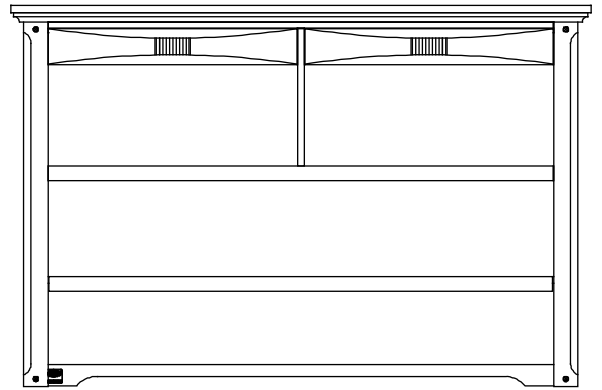
#1 - (8) 3.5 x 16mm Plate Screws



#2 - (8) - SHELF SUPPORTOR



#3 - (2) PLATES



## STEPS:

1. INSTALL PLATES (PART #3) TO BACK OF THE HUTCH USING 4 SCREWS (PART #1) INTO THE PRE-DRILLED HOLES.
2. INSTALL 4 SCREWS (PART #1) THROUGH THE PLATE (PART #3) INTO THE BACK OF THE DOUBLE DRESSER INTO THE PRE-DRILLED HOLES.
3. YOUR HUTCH HAS BEEN PROVIDED WITH A REMOVABLE SHELF. DO NOT INSTALL THE SHELF WHILE USING THE DOUBLE DRESSER AS A CHANGING SURFACE. TO INSTALL, INSERT THE SHELF SUPPORTS (PART #2) INTO THE PREDRILLED HOLES IN THE SIDE OF THE HUTCH AND PLACE SHELF ON THE SUPPORTS.



## SIMMONS JUVENILE FURNITURE

A Division Of Children's Products, LLC

114 WEST 26TH STREET

NEW YORK, NY 10001

PHONE: 1-800-218-2741

TÉLÉPHONE: 1-800-218-2741

TELÉFONO: 1-800-218-2741

FAX: (920) 779-4216

Trademark is a registered trademark of Dreamwell, LTD., a subsidiary of Simmons Bedding Company, Atlanta, GA. Manufactured by Children's Products, LLC under license from the trademark owner, Dreamwell, LTD., a subsidiary of Simmons Bedding Company, Atlanta, GA.

OCTOBER 7, 2011

22486