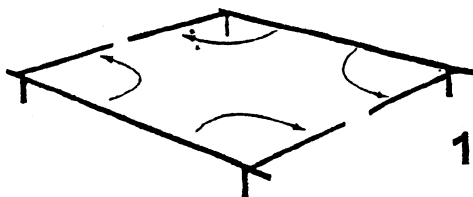



TO ASSEMBLE 3/3 (TWIN SIZE)-4/6 (FULL SIZE) CLAMP FRAME



1 Swing out all cross arms as shown.

2 Slip clamps on cross rails. (One front, one back)

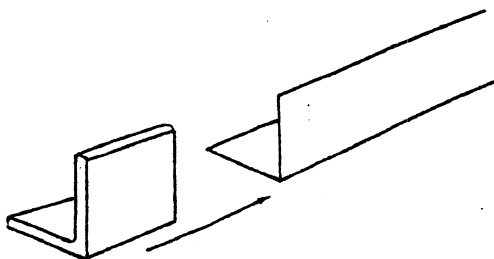


3 Overlap cross rails and adjust to width of box spring. Place frame on side and place mattress in frame before adjusting.

4 Slide clamps on overlapped cross rails and tighten thumbscrew.

5 Insert casters, glides or rugrollers into sockets. Be sure the stem is pushed in all the way.

6



Place protective plastic end caps on the end of the rails.

Adjust threaded glides so that they touch the floor.

