

U1-36NE 12Volt 36Ah

Specifications

Nominal Voltage(V) **12V**

Nominal Capacity

20 hour rate	(1.8A to 10.50V)	36Ah
10 hour rate	(3.42A to 10.50V)	34.2Ah
5 hour rate	(6.12A to 10.20V)	30.6Ah
1 C	(36A to 9.60V)	22.8Ah
3 C	(108A to 9.60V)	14.4Ah

Weight **Approx. 11.3kg(24.9Lbs.)**

Internal Resistance (at 1KHz) **Approx. 4 mΩ**

Maximum Discharge Current for

5 seconds: **540A**

Charging Methods at 25 (77)

Cycle use:

Charging Voltage **14.4 to 15.0V**

Coefficient -5.0mv/ /cell

Maximum Charging Current : **10.8A**

Standby use:

Float Charging Voltage **13.50 to 13.80V**

Coefficient -3.0mv/ /cell

Operating Temperature Range

Charge **-15 (5) to 40 (104)**

Discharge **-15 (5) to 50 (122)**

Storage **-15 (5) to 40 (104)**

Charge Retention (shelf life) at 20 (68)

1 month **92%**

3 month **90%**

6 month **80%**

Case Material **ABS**

(Option: UL94 HB & UL94 V-0 flame retardant)

Terminal **F8**

Description of torque value of hard ware for the terminals:

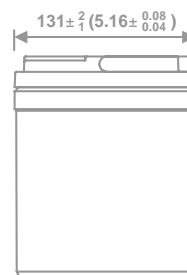
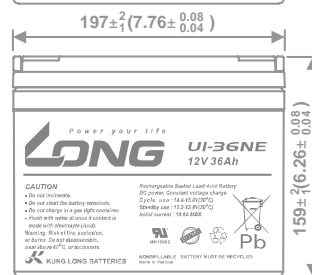
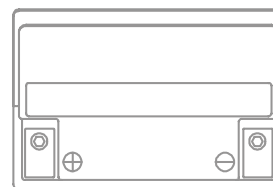
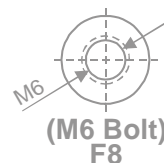
Recommended torque value **M6: 5.39 N-m (55kg-cm)**

Maximum allowable torque value **M6: 8.82 N-m (90kg-cm)**

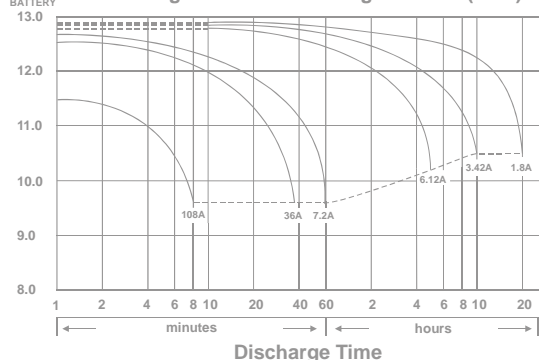


Dimensions

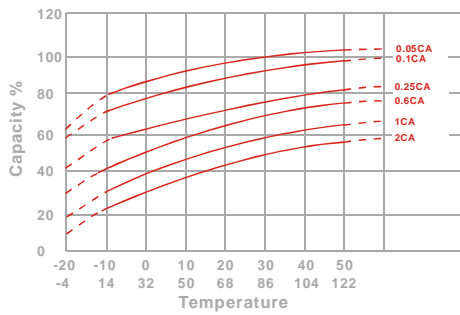
mm(inch)



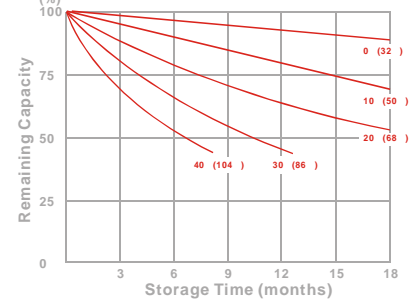
(v) Discharge Time VS. Discharge Current (25)



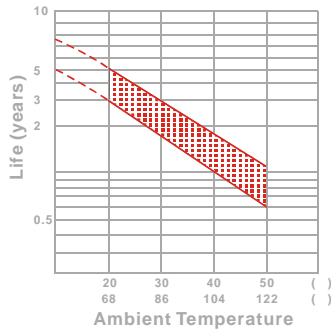
Effect of Temperature on Capacity 25 (77)



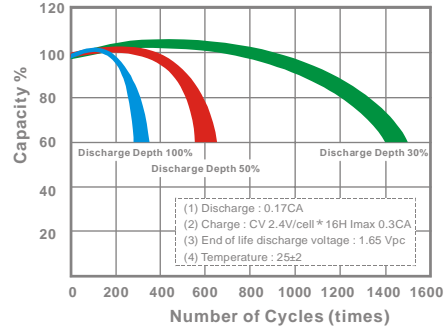
Capacity Retention Characteristic



Trickle (or float) Service Life



Cycle Service Life



- PERFORMANCE DATA

Discharge Rates in Watts to Various End Voltages at 25 (77)

End Voltage		1.85V	1.80V	1.75V	1.70V	1.67V	1.65V	1.60V
5	min	1028	1106	1195	1266	1302	1335	1385
10	min	782	832	884	929	961	982	1027
15	min	673	709	733	756	765	787	806
30	min	447	458	467	475	479	484	491
60	min	279	284	287	290	291	293	295
120	min	151	153	155	156	157	158	159
180	min	121	122	123	124	125	125	126
240	min	93.4	94.1	94.7	95.3	95.6	96.0	96.5
300	min	75.4	75.8	76.1	76.3	76.4	76.5	76.7
600	min	42.5	43.3	44.0	44.7	45.4	45.8	46.3
1200	min	21.4	22.1	22.6	23.1	23.3	23.5	23.9

- Discharge Rates in Amperes to Various End Voltages at 25 (77)

End Voltage		1.85V	1.80V	1.75V	1.70V	1.67V	1.65V	1.60V
5	min	91.3	102	113	122	126	130	137
10	min	67.4	72.7	77.8	82.6	85.1	87.8	92.3
15	min	58.6	61.5	62.7	63.8	64.2	64.7	65.4
30	min	38.2	39.3	40.2	40.9	41.4	41.7	42.4
60	min	23.8	24.1	24.4	24.6	24.7	24.9	25.2
120	min	12.3	12.6	12.8	13.0	13.1	13.3	13.5
180	min	9.82	9.93	10.1	10.2	10.3	10.4	10.5
240	min	7.71	7.78	7.84	7.89	7.91	7.94	7.98
300	min	6.02	6.09	6.13	6.18	6.20	6.22	6.25
600	min	3.52	3.58	3.63	3.67	3.68	3.70	3.71
1200	min	1.76	1.84	1.89	1.92	1.93	1.94	1.95

All data on the spec. sheet is an average value:

The tolerance range : X<6min(+15%~-15%), 6min X<10min(+12%~-12%),10min X < 60min(+8%~-8%), X 60min(+5%~-5%)