

Make: SUBARU
 Model: 2003-2005 Forester 2.5i/XT
 2006-2008 Forester 2.5i/XT
 *Non-JDM Bumper
 Application: Rally Light Bar


PACKAGE CONTENTS				TOOLS
QTY		QTY		9/16" Wrench or Socket 7/16" Wrench or Socket
1	Rally Light Bar	14	3/8" Flat Washer	
2	Mounting Brackets	2	3/8"-16 x 1" Hex Bolt	
2	3/8" Bolt Plate	2	L-Brackets	
4	3/8"-16 x 2" Hex Bolt	2	1" long screw	
8	3/8"-16 Hex Nut	2	1/4" washer	
8	3/8" Lock Washer			

INSTALLATION INSTRUCTIONS




Remove splash guard and locate the indicated holes.

1



Locate the large hole on the frame and insert 3/8" Bolt Plate with the threaded shaft protruding through the smaller hole.

2



Attach the mounting brackets with 3/8" Flat Washer, Lock Washer, and Hex Nut. Orient the bracket such that the bent tab is inboard of the car.

3



Attach the light bar to the brackets with (2) 3/8"x16 -2" Hex Bolts, (4) Washers, (2) Lock Washer, and (2) Hex Nut on each side. Loosely fasten to allow adjustments


4

DISCLAIMER FOR RALLY INNOVATIONS PRODUCTS: Buyers assume all risk and liability whatsoever for the installation and the use of Rally Innovations products. Rally Innovations products are sold as decorative accessories and should not be relied upon as protection for the vehicle or occupants in the event of a collision or roll over. Vehicles equipped with a supplemental restraint system (air bag) deployed by impact should not be modified by any aftermarket Light Bar or Skid Guard without first consulting the vehicle manufacturer. Rally Innovations, a subsidiary of Pentech Automotive assumes no liability for injury, loss, incidental or consequential damages in the event of a collision or roll over.



Attach license plate L-brackets on the front bumper using (2) screws, (2) 1/4" washers, and (2) 3/8"-16 x 1" bolts, (4) 3/8" washers, (2) 3/8" lock washers, and (2) 3/8-16 nuts

5



Torque 3/8" hardware used on the top and bottom mounting locations of the light bar assembly to 32 ft-lbs.

6



06-08 Forester: Attach license plate L-brackets in the orientation shown. The brackets sit on top of the light bar. Torque nuts to 32 ft-lbs.

7