




Make: Subaru

Model: 2012-2016 Impreza/Sport  
2013-2017 Crosstrek XV

Application: Rally Light Bar


PACKAGE CONTENTS				TOOLS
QTY		QTY		
1	Rally Light Bar	2	1/4" Flat Washers	Flathead Screwdriver 9/16" Wrench or Socket Sharp Cutting Tool
1	Mounting Brace	2	3/8"-16 x 1.75" Hex Bolt	
1	License Plate Bracket	6	3/8"-16 Hex Nut	
2	1/4" Lag Screw	6	3/8" Lock Washer	
2	3/8" Bolt Plate	12	3/8" Flat Washer	
4	3/8"-16 x 1" Hex Bolt			

## INSTALLATION INSTRUCTIONS




Attach (2) Light Bases to the Light Bar using (1) 3/8" x 1.75" Hex Bolt, (2) Flat Washers, and (1) 3/8" Hex Nut per side.

1



Remove the splash guard and insert (2) 3/8" Bolt Plates into the (2) slots shown above.

2



Attach the Mounting Brace to the Bolt Plates using (1) 3/8" Flat Washer, (1) Lock Washer, and (1) Hex Nut per side. Trim the bumper cover as shown.

\*2013-2015 Crosstrek shown.

3



**For 2013-2017 Crosstrek:**  
Trim the bumper as shown.

4

DISCLAIMER FOR RALLY INNOVATIONS PRODUCTS: Buyers assume all risk and liability whatsoever for the installation and the use of Rally Innovations products. Rally Innovations products are sold as decorative accessories and should not be relied upon as protection for the vehicle or occupants in the event of a collision or roll over. Vehicles equipped with a supplemental restraint system (air bag) deployed by impact should not be modified by any aftermarket Light Bar or Skid Guard without first consulting the vehicle manufacturer. Rally Innovations, a subsidiary of Pentech Automotive assumes no liability for injury, loss, incidental or consequential damages in the event of a collision or roll over.



Attach License Plate Bracket to existing holes in bumper cover using (1) 1/4" Lag Screws and (1) Flat Washer for each mounting hole.

\*2016-2017 Crosstrek shown.

5




Attach the Light Bar to the License Plate Bracket using (1) 3/8" x 1" Hex Bolt, (2) Flat Washers, (1) Lock Washer, and (1) 3/8" Hex Nut per side. Keep loose for adjustments.

6



Attach Light Bar to Mounting Bracket using (1) 3/8" x 1" Hex Bolt, (1) Lock Washer, and (1) Flat Washer

7



**For 2012-2016 Impreza / 2013-2015 Crosstrek:**  
Cut the splash guard as shown above and reattach.

8



**For 2012-2016 Impreza / 2016-2017 Crosstrek:**  
Cut the splash guard as shown above and reattach.

9