


Make: Ford

Model: 2017-2019 Fusion Sport

Application: 2-PC Rear Splitter

PACKAGE CONTENTS		TOOLS	
QTY		QTY	
2	Rear Splitter - Side Piece		7mm Socket/Wrench

INSTALLATION INSTRUCTIONS




Locate the mounting holes in the rear bumper (circled above). Remove the screws from them.

1




Use the mounting holes shown in the image above. Reuse factory hardware for each mounting hole. Tighten hardware.

2



Review installed piece and repeat for the passenger side.

3



Completed assembly.

4

DISCLAIMER FOR RALLY INNOVATIONS PRODUCTS: Buyers assume all risk and liability whatsoever for the installation and the use of Rally Innovations products. Rally Innovations products are sold as decorative accessories and should not be relied upon as protection for the vehicle or occupants in the event of a collision or roll over. Vehicles equipped with a supplemental restraint system (air bag) deployed by impact should not be modified by any aftermarket Light Bar or Skid Guard without first consulting the vehicle manufacturer. Rally Innovations, a subsidiary of Pentech Automotive assumes no liability for injury, loss, incidental or consequential damages in the event of a collision or roll over.