



Discover Your Perfect Wood Floor.



# Discover your perfect *wood floor*.

Welcome to our spring catalogue, where we invite you to browse our core collections of responsibly sourced engineered and laminate wood floors.

The floors in this edition, including our new collections Cortejo® Luxury Cork and Bjelin Hardened Wood flooring, are available to see in our Design Centre at our Surrey HQ and in V4 Retail Partner showrooms across the UK. We invite you to explore each collection and then browse our Inspiration gallery, which showcases a cross-section of each range in real homes and amazing interior designs.

To keep printed pages to a minimum and lessen our carbon footprint, we have included QR codes for each collection, allowing you to delve deeper into your favourite products on our new website. There, you will find detailed guides on care, maintenance, and installation, along with extensive image galleries, case studies, and our room visualizer, which enables you to upload photographs of your home and see any of these floors in your space.

So whether you are looking to redesign one room, or create your dream home from scratch, we can help you find the right floor to create your perfect space.



## **V4 Collections.**

Explore our extensive range of floors that will bring warmth and beauty to every room of your home.



## **Inspiration Gallery.**

Here we offer you a rare glimpse at some inspiring residential and commercial spaces, featuring some of your favourite floors.



## **Floor Care Advice.**

Along with useful wood floor care advice, this section will also guide you through some of the key features of our collections.

# Bring Nature Inside...

## *Choose sustainability* **with our responsibly sourced wood floors.**

V4 has always taken an environmentally friendly approach to wood flooring, using only sustainably sourced timber. This means choosing V4 is not only a great choice for yourself or your project, but also the planet.

For over 20 years we have built a reputation in the flooring industry as providers of quality wood floors made with responsibly sourced timber and it is a reputation we are proud of.

With this in mind, we have always made sure that all of our wood floors are produced only with wood felled or harvested from well managed forests with FSC® certification and other controlled sources, and all our floors are in full compliance with the UK Timber Regulation / UKTR.



Look out for the FSC® and PEFC® logos on certified products.

Scan here and find out more about how we design and source our wood floors to reduce our impact on the environment.



# Warehouse Style Apartment.

ZB203 **White Smoked Oak** - [Page 6](#)

"We chose the white smoked oak herringbone timber flooring to create warmth and add texture to the interior. We used a variety of oak finishes throughout the apartment, the various tones of these finishes worked in harmony with each other."

*Ruth Milne, Studio Milne, London*

*Explore Our Collections...*




**Deco Parquet.**  
Engineered Oak & Walnut  
Herringbone.



**Deco Plank.**  
Engineered Oak & Walnut  
Plank.



**Tundra.**  
Engineered Oak Chevron,  
Herringbone & Plank.



**Heritage.**  
Engineered Oak Plank,  
Hand-Finished in the UK.



**Alpine.**  
Engineered Natural Oak  
Plank.



**Driftwood.**  
Engineered Lacquered Oak  
Plank.



**Bjelin**  
**Hardened Wood.**  
Woodura® Hardened Wood  
Select Grade Plank.



**Cortejo®**  
**Luxury Cork.**  
Natural Cork &  
Wood Look Plank.



**Natureffect®.**  
Laminate Wood &  
Mineral Core LVT Plank.



# Deco Parquet.

Parquet blocks engineered with hardwood top layers, featuring a range of finishes sealed with either UV lacquer or natural oil. The collection also includes a matching Deco Plank for a cohesive aesthetic.

To discover more  
about these floors  
scan this QR code:



ZB101 - **Gallery Page 18**

## **Frozen Umber**

Brushed & Colour Oiled Rustic Oak  
W90 D14/3 L400 mm



ZB102 - **Gallery Page 20**

## **Nordic Beach**


Brushed & Colour Oiled Rustic Oak  
W90 D14/3 L400 mm



ZB103 - **Gallery Page 22**

## **Silver Haze**


Brushed & Colour Oiled Rustic Oak  
(Please enquire for dimensions)



ZB108 - **Gallery Page 24**

## **Natural Oak**


Oiled Rustic Oak  
W90 D14/3 L400 mm



ZB109 - **Gallery Page 26**

## **Brushed Matt Oak**


Brushed & Matt Lacquered Rustic Oak  
W90 D14/3 L400 mm



ZB201 - **Gallery Page 28**

## **Smoked Oak**

Brushed & Oiled Rustic Smoked Oak  
W90 D14/3 L400 mm



ZB203 - **Gallery Pages 4 & 30**

## **White Smoked Oak**

Brushed & White Oiled Rustic Smoked Oak  
W90 D14/3 L400 mm



ZB204 - **Gallery Page 31**

## **Shore Drift Oak**

Brushed & Invisible Lacquered Rustic Oak  
W90 D14/3 L400 mm



ZB205 - **Gallery Page 32**

## **Black Walnut**

Oiled Mixed Grade American Black Walnut  
W90 D14/3 L400 mm



ZB206 - **Gallery Page 33**

## **Tannery Brown**

Distressed & Colour Oiled Rustic Oak  
W90 D14/3 L400 mm

# Deco Plank.

Wide planks with hardwood top layers in a choice of finishes, sealed with either UV cured, lacquer or natural oil. The collection includes a corresponding Deco Parquet for cohesive designs.

To discover more  
about these floors  
scan this QR code:



DC101 - **Gallery Page 19**  
**Frozen Umber**

Brushed & Colour Oiled Rustic Oak  
W190 D14/3 L1900 mm



DC104 - **Gallery Page 21**  
**Nordic Beach**

Brushed & Colour Oiled Rustic Oak  
W190 D14/3 L1900 mm




DC105 - **Gallery Page 23**  
**Silver Haze**

Brushed & Colour Oiled Rustic Oak  
W190 D14/3 L1900 mm




A112 - **Gallery Page 25**  
**Natural Oak**

Oiled Rustic Oak  
W190 D14/3 L1900 mm




A111 - **Gallery Page 27**  
**Brushed Matt Oak**

Brushed & Lacquered Rustic Oak  
W190 D14/3 L1900 mm



DC201 - **Gallery Page 29**  
**Smoked Oak**

Brushed & Oiled Rustic Smoked Oak  
W190 D14/3 L1900 mm



DC203 - **Gallery Pages 17 & 30**  
**White Smoked Oak**

Brushed & White Oiled Rustic Smoked Oak  
W190 D14/3 L1900 mm



DC204  
**Shore Drift Oak**

Brushed & Invisible Lacquered Rustic Oak  
W190 D14/3 L1900 mm



DC205  
**Black Walnut**

Oiled Mixed Grade American Black Walnut  
W190 D14/3 L1900 mm




DC206 - **Gallery Page 34**  
**Tannery Brown**


Distressed & Colour Oiled Rustic Oak  
W190 D14/3 L1900 mm




Matching finishes in Herringbone, Chevron and Plank featuring lightly brushed European oak top layers, available in our natural Tundra finishes.




**CV101 - Gallery Page 36**  
**Natural Oak Chevron**  
Brushed & Oiled Rustic Oak  
W90 D9/3 L610 mm




**CV103**  
**Smoked Oak Chevron**  
Brushed & Oiled Smoked Rustic Oak  
W90 D10/4 L610 mm




**CV104 - Gallery Page 37**  
**Seashell Chevron**  
Brushed & Colour Oiled Rustic Oak  
W90 D9/3 L610 mm




**CV105 - Gallery Page 38**  
**Misty Grey Chevron**  
Brushed & Colour Oiled Rustic Oak  
W90 D9/3 L610 mm




**CV106**  
**Thermo Oak Chevron**  
Brushed & Oiled Thermo Treated Rustic Oak  
W90 D10/4 L610 mm




**TH107**  
**Natural Oak Herringbone**  
Brushed & Oiled Rustic Oak  
W70 D11/3 L490 mm




**TH108**  
**Smoked Oak Herringbone**  
Brushed & Oiled Smoked Rustic Oak  
W70 D11/4 L490 mm




**TH109 - Gallery Page 40**  
**Seashell Herringbone**  
Brushed & Colour Oiled Rustic Oak  
W70 D11/4 L490 mm




**TH110 - Gallery Page 39**  
**Misty Grey Herringbone**  
Brushed & Colour Oiled Rustic Oak  
W70 D11/4 L490 mm




**TH111**  
**Thermo Oak Herringbone**  
Brushed & Oiled Thermo Treated Rustic Oak  
W70 D11/4 L490 mm




**TK101**  
**Natural Oak Plank**  
Brushed & Oiled Rustic Oak  
W190 D14/3 L1900 mm



**TK103**  
**Smoked Oak Plank**  
Brushed & Oiled Smoked Rustic Oak  
W190 D14/3 L1900 mm



**TK104 - Gallery Page 41**  
**Seashell Plank**  
Brushed & Colour Oiled Rustic Oak  
W190 D14/3 L1900 mm



**TK105**  
**Misty Grey Plank**  
Brushed & Colour Oiled Rustic Oak  
W190 D14/3 L1900 mm



**TK106**  
**Thermo Oak Plank**  
Brushed & Oiled Thermo Treated Rustic Oak  
W190 D14/3 L1900 mm



# Heritage.

Engineered planks featuring brushed European oak, meticulously hand-finished in the UK with enchanting natural colour oils.

To discover more  
about these floors  
scan this QR code:



**HG101 - Gallery Page 64**  
**Kingswood**  
Brushed & Colour Oiled Rustic Oak  
W190 D14/3 L1900 mm




**HG102**  
**Bisham**  
Brushed & Colour Oiled Rustic Oak  
W190 D14/3 L1900 mm




**HG103**  
**Rockingham**  
Brushed & Colour Oiled Rustic Oak  
W190 D14/3 L1900 mm



**HG104**  
**Enbourne**  
Brushed & Colour Oiled Rustic Oak  
W190 D14/3 L1900 mm



**HG106**  
**Brampton**  
Brushed & Colour Oiled Rustic Oak  
W190 D14/3 L1900 mm



**HG107**  
**Delamere**  
Brushed & Colour Oiled Rustic Oak  
W190 D14/3 L1900 mm



**HG109**  
**Grasmere**  
Brushed & Colour Oiled Rustic Oak  
W190 D14/3 L1900 mm



**HG111**  
**Toridan**  
Brushed & Colour Oiled Rustic Oak  
W190 D14/3 L1900 mm



**HG112**  
**Lomond**  
Brushed & Colour Oiled Rustic Oak  
W190 D14/3 L1900 mm



**HG113**  
**Cairngorms**  
Brushed & Colour Oiled Rustic Oak  
W190 D14/3 L1900 mm

# Alpine.

This is our original collection, and perhaps the key to its enduring appeal lies in design simplicity. Engineered oak planks, available in various sizes, are finished with either pure oil or lacquer.


To discover more  
about these floors  
scan this QR code:




**E125**  
**Sunlit Oak**  
Satin Lacquered Rustic Oak  
W125 D18/5 L300-1500 mm



**EP103 - Gallery Page 42**  
**Golden Oak**  
Brushed & Colour Oiled Rustic Oak  
W125 D18/5 L300-1500 mm



**EP101**  
**Forest Oak**  
Brushed & Oiled Rustic Oak  
W150 D18/5 L300-1500 mm




**A103**  
**Brushed Oak**  
Brushed & Matt Lacquered Rustic Oak  
W150 D14/3 L1900 mm




**A104**  
**Upland Oak**  
Brushed & Oiled Rustic Oak  
W150 D14/3 L1900 mm



**VIT107 - Gallery Page 44**  
**Vale Oak**  
Oiled Rustic Oak  
W190 D14/3 L300-1200 mm



**A110 - Gallery Page 43**  
**Glade Oak**  
Matt Lacquered Rustic Oak  
W190 D14/3 L1900 mm



**EC101**  
**Hillside Oak**  
Matt Lacquered Rustic Oak  
W190 D8/3 L1900 mm



**EC103 - Gallery Page 59**  
**Canyon Oak**  
Brushed & Oiled Rustic Oak  
W190 D8/3 L1900 mm



**EG106**  
**Broad Oak**  
Oiled Rustic Oak  
W220 D21/6 L2200 mm

# Driftwood.

To discover more  
about these floors  
scan this QR code:



Showcasing the natural beauty of oak, using robust yet elegant lacquer finishes inspired by weathered driftwood, strewn across pebbled shores, just waiting to be discovered.



AL101  
**Brushed Oak**  
Brushed & Lacquered Rustic Oak  
W180 D14/2.5 L2200 mm



AL102  
**Jetsam Oak**  
Brushed, Stained & Lacquered Rustic Oak  
W180 D14/2.5 L2200 mm




AL103 - *Gallery Page 45*  
**Fjordic Shore**  
Brushed, Stained & Lacquered Rustic Oak  
W180 D14/2.5 L2200 mm



AL104  
**Silver Sands**  
Brushed, Stained & Lacquered Rustic Oak  
W180 D14/2.5 L2200 mm



AL106  
**Marsh Grey**  
Brushed, Stained & Lacquered Rustic Oak  
W207 D14/3.2 L2200 mm



AL107  
**Pebble Grey**  
Brushed, Stained & Lacquered Rustic Oak  
W155 D14/2.5 L2200 mm



AL108  
**Lichen White**  
Brushed, Stained & Lacquered Rustic Oak  
W207 D14/3.2 L2200 mm



AL109  
**Embered Oak**  
Brushed, Stained & Lacquered Rustic Oak  
W207 D14/3.2 L2200 mm



AL110  
**Burnt Bracken**  
Brushed, Stained & Lacquered Rustic Oak  
W180 D14/2.5 L2200 mm



A305  
**Deckboard Oak**  
Lacquered Rustic Oak (No Bevels)  
W207 D14/2.5 L2200 mm




# Bjelin Hardened Wood.


To discover more  
about these floors  
scan this QR code:



Swedish made with a meticulously finished **Woodura® Hardened Wood** top layer of select-grade hardwood, positioned on a precision-milled hardened wood base gives unparalleled strength and stability.



VL101  
**Mineral Grey Oak**  
Brushed, Stained & Lacquered Select Oak  
W206 D11.3/0.6 L2200 mm



VL102  
**Terra Brown Oak**  
Brushed, Stained & Lacquered Select Oak  
W206 D11.3/0.6 L2200 mm



VL103 - **Gallery Page 46**  
**Earth Grey Oak**  
Brushed, Stained & Lacquered Select Oak  
W206 D11.3/0.6 L2200 mm



VL104 - **Gallery Page 47**  
**Powder White Oak**  
Brushed, Stained & Lacquered Select Oak  
W206 D11.3/0.6 L2200 mm



VL105 - **Gallery Page 48**  
**Misty White Oak**  
Brushed, Stained & Lacquered Select Oak  
W206 D11.3/0.6 L2200 mm



VL106 - **Gallery Page 49**  
**Natural Oak**  
Brushed & Lacquered Select Oak  
W206 D11.3/0.6 L2200 mm



VL107  
**Earth Grey Ash**  
Stained & Lacquered Select Ash  
W206 D11.3/0.6 L2200 mm



VL108  
**Powder White Ash**  
Stained & Lacquered Select Ash  
W206 D11.3/0.6 L2200 mm

## Introducing Bjelin's Woodura® Technology.



- ① Brushed Matt lacquer or Matt Lacquer
- ② Compressed and hardened surface layer of hardwood
- ③ Compressed and hardened wood-based powder layer
- ④ Moisture resistant Välinge Compositek core
- ⑤ Compressed and hardened wood-based powder layer
- ⑥ Compressed and hardened balancing layer of wood



Seamless joints that are  
protected against water  
ingression for 24 hrs!

# Cortejo® Natural Cork.

To discover more  
about these floors  
scan this QR code:



Natural Cork floors made with a waterproof layered cork structure that provides exceptional thermal and acoustic comfort, making it a sustainable and comfortable flooring choice for any space.



**COR101 - Gallery Page 50  
Encruzado**

PVC Free Resin Coated, Coloured Cork  
W195 D7 L1225 mm



**COR102 - Gallery Page 51  
Muscat**

PVC Free Resin Coated, Coloured Cork  
W195 D7 L1225 mm



**COR103 - Gallery Page 52  
Arinto**

PVC Free Resin Coated, Coloured Cork  
W195 D7 L1225 mm



**COR104  
Amarela**

PVC Free Resin Coated, Coloured Cork  
W195 D7 L1225 mm



**COR105  
Barroca**

PVC Free Resin Coated, Coloured Cork  
W195 D7 L1225 mm



**COR106  
Tempranillo**

PVC Free Resin Coated, Coloured Cork  
W195 D7 L1225 mm

*Natural cork layers with  
an integrated cork underlay.*



- 1 Commercial Class 33 Surface
- 2 Natural Cork Veneer
- 3 PVC Free Cork Rigid Core
- 4 2G Locking System
- 5 Integrated Cork Underlay

# Cortejo® Wood Look.

By combining an advanced surface technology with a register embossed grain so that a new level of realism is achieved. Wood Look is not only sustainable and aesthetically pleasing, but also comfortable, even when barefoot.



**COR221  
Touriga Oak**

Grain Textured SRT Oak Effect Cork  
W195 D7 L1225 mm




**COR222  
Avesso Oak**

Grain Textured SRT Oak Effect Cork  
W195 D7 L1225 mm



**COR223  
Ramisco Oak**

Grain Textured SRT Oak Effect Cork  
W195 D7 L1225 mm



**COR224  
Moreto Oak**

Grain Textured SRT Oak Effect Cork  
W195 D7 L1225 mm



**COR225 - Gallery Page 53  
Mourisco Oak**

Grain Textured SRT Oak Effect Cork  
W195 D7 L1225 mm



**COR226  
Troussseau Oak**

Grain Textured SRT Oak Effect Cork  
W195 D7 L1225 mm

# Natureffect® *Laminate.*


To discover more  
about these floors  
scan this QR code:



European-made laminate wood flooring, imprinted with high resolution wood images and natural textured grain that is warm and tactile underfoot, this durable and unique surface gives every sensation of a real timber floor.



NE23  
**Cairn Stone Oak**  
Textured Oak Effect Laminate  
W194 D8 L1286 mm



NE24 - **Gallery Page 54**  
**Wheatan Tan Oak**  
Textured Oak Effect Laminate  
W194 D8 L1286 mm



NE27  
**Hay Bluff Oak**  
Textured Oak Effect Laminate  
W194 D8 L1286 mm



NE28  
**Bracken Brown Oak**  
Textured Oak Effect Laminate  
W194 D8 L1286 mm



NE31  
**Silent Pool Oak**  
Textured Oak Effect Laminate  
W194 D8 L1286 mm



NE32  
**Sunwashed Oak**  
Textured Oak Effect Laminate  
W194 D8 L1286 mm

# Natureffect® *Aqualock Laminate.*


Natureffect® Aqualock Laminate Plank. A water-resistant locking mechanism tested and certified to withstand water ingress for 36 hours, makes for an ideal flooring solution for the busy family home where accidental spills can be mopped up with the added confidence that the floor has not been damaged.




NAL51  
**Fenland Oak**  
Textured Oak Effect Aqualock Laminate  
W192 D8 L1285 mm




NAL52  
**Hammer Beam Oak**  
Textured Oak Effect Aqualock Laminate  
W192 D8 L1285 mm



NAL53  
**Indian Summer Oak**  
Textured Oak Effect Aqualock Laminate  
W192 D8 L1285 mm



NAL54  
**Granary Oak**  
Textured Oak Effect Aqualock Laminate  
W192 D8 L1285 mm



NAL55  
**Silvered Oak**  
Textured Oak Effect Aqualock Laminate  
W192 D8 L1285 mm



NAL56 - **Gallery Page 55**  
**Cromer Sands Oak**  
Textured Oak Effect Aqualock Laminate  
W192 D8 L1285 mm




# Natureffect® Mineral Core LVT.


To discover more  
about these floors  
scan this QR code:



Indulge in European-made luxury vinyl flooring, featuring a rigid calcium composite core with an integrated underlay and click system. Enjoy a real wood aesthetic, that is waterproof, durable and effortlessly beautiful.



NM101  
**Catkin Oak**  
Embossed Grain Oak Effect Rigid Core LVT  
W228 D5/0.3 L1220 mm



NM102  
**Harvest Moon Oak**  
Embossed Grain Oak Effect Rigid Core LVT  
W228 D5/0.3 L1220 mm



NM103  
**Morning Sun Oak**  
Embossed Grain Oak Effect Rigid Core LVT  
W228 D5/0.3 L1220 mm



NM104  
**Quarry Sands Oak**  
Embossed Grain Oak Effect Rigid Core LVT  
W228 D5/0.3 L1220 mm



NM105  
**Bulrush Oak**  
Embossed Grain Oak Effect Rigid Core LVT  
W228 D5/0.3 L1220 mm



NM106  
**Barleycorn Oak**  
Embossed Grain Oak Effect Rigid Core LVT  
W228 D5/0.3 L1220 mm



NM101 Catkin Oak

*Inspiration* Gallery...

# Attic Conversion.

DC203 White Smoked Oak - Page 7

"I wanted it to be bright, even though it's technically in the attic. So choosing a floor which reflects the light well, but still provides a super cosy and inviting feel, whilst being synonymous with the rest of my home, were all key on my wish-list. I love the finish of the 'White Smoked Oak' in the plank style."

*Emily Canham, London*





# Ground Floor Revamp, Leeds.

ZB101 Frozen Umber - Page 6

"The client was always keen to have wooden floors which we were happy about as it instantly adds depth and warmth to any room. We chose Frozen Umber because of the variation of the tone and texture in the planks – it is a big enough space to take this and also the herringbone is a timeless look."

*Emily & Victoria, Kerv Interiors*





## Medieval Barn Conversion.

DC101 Frozen Umber - [Page 7](#)

"Deco Frozen Umber immediately stood out to me. The tones were more muted than many of the oak floors I had looked at, and whilst they had a modern look about them, the grain and texture in each plank gave them an almost aged feel. They were perfect."

*Jonathan, Henley-on-Thames*





# Kitchen Extension, Walthamstow.

ZB102 Nordic Beach- [Page 6](#)

"I love the Nordic Beach herringbone wood flooring against the birch ply kitchen. The Farrow & Ball 'School House White' walls are a soft putty white, so the colour plays off the wood nicely and doesn't look too harsh."

*Ruth Milne, Studio Milne*







## Edwardian Home *Renovation.*

DC104 Nordic Beach - Page 7

"We like big planks and European oak. We have actually used this wood before in a previous project as we like it so much. It is a beautiful oak with a tinge of white (not too much) which matches our design goals of keeping everything clean and bright. It is fantastic quality with a very high finish."

*Belle Lucia, Property Developer, London.*



# Ground Floor *Extension.*

ZB103 Silver Haze- Page 6







## Boat Race House Apartments.

DC105 Silver Haze - Page 7

"The floors blend effortlessly with the inside space, working alongside the soft hues used throughout the apartments interior design and finishes, but also create an harmonious connection to the silver ripples reflecting from the outside river scape."

*Wayne Rawling, West London*







## First Floor *Makeover.*

ZB108 Natural Oak - *Page 6*

"I'd seen V4 floors on Instagram and was always drawn to the Deco Parquet herringbone styles so I started my search there and it was really straightforward to choose the floor. So it was no surprise that when samples arrived it was easy for me to pick the Natural Oak finish as my favourite."

*Amanda Cotton, Watford*



# Oak Frame Extension.

A112 Natural Oak - Page 7

"We were wowed when we entered the showroom, not only by all the floors, but the overall design and feel of the space. It really spoke great design and high quality to us."

*Jacqui, Holmbury St. Mary*





# New Build, Yorkshire.

ZB109 & A111 **Brushed Matt Oak** - Page 6, 7

"One of the things I was so pleased about with V4 Wood flooring was the matching stair nosings. I always wanted to have wall to wall herringbone downstairs... I went with oak planks in the bedroom, but I was worried as I wanted to keep the flow of the wood throughout. I didn't realise V4 did the treads, risers, and bullnose edgings, it was amazing to hear they did that match the parquet and the wooden floor colours."

*Craig, Silkstone, Yorkshire*







## Home & Yoga Studio.

A111 Brushed Matt Oak - [Page 7](#)

"When this beautiful floor went in downstairs, our house really started to feel like our home"

*Sarah Malcolm, Bucks*

# Natural Wood *Kitchen Design.*

ZB201 Smoked Oak - [Page 6](#)

"We are so pleased with this decision; the sensory feeling underfoot is delightful; we relish walking barefoot on the oiled oak. And the underfloor heating works so well with this flooring. We love the colour; it underpins the familial feel of our home."

*Caroline Wilson, Surrey*







# Contemporary Workspace, *Mayfair.*

DC201 Smoked Oak - *Page 7*

"Working with a small footprint and restrained palette, the use of wooden floors provides a seamless, warming blend of texture throughout the open plan. This offers a great juxtaposition to a residential aesthetic. The V4 Smoked Oak plank offered the most matted effect of wood tone whilst oozing the warmth and heritage of a classic that never goes out of style."

*Loop Interiors, London*





# Ground Floor Renovation, *Oxted.*

ZB203 & DC203 **White Smoked Oak** - *Page 6, 7*

"The client was looking for a floor which unified their home, helping connect the rooms with a visual continuation, unifying the whole space, whilst allowing each room to have its own identity with other decorated areas."

*Signature Me, V4 Cube Award Winners 2023*





## Cosy Living Room.

ZB204 Shore Drift Oak - [Page 6](#)

"The perfect colour for this house, with just natural light it brightens the whole space"

*Moonwalk Flooring, Hampshire*







## Victorian Terrace, *London.*

ZB205 **Black Walnut** - *Page 6*

"This client wanted a bold, open plan space and were happy to invest in high quality self-finished materials."

*Stephanie Dale, Studio Webster Dale*





# Coppa Club, Guildford.

ZB206 Tannery Brown - *Page 6*

"New to the Deco collection and available in both plank and engineered herringbone, Tannery Brown is a subtly distressed oak floor with an abundance of rustic charm. With tumbled edges and a pitted surface, the oak boards have an aged appearance that provides the perfect base note for the opulent 'speak-easy' styling of the Coppa Club."

*Run For The Hills, London*









# Dream Home *in the* *Country.*

DC206 Tannery Brown - *Page 7*

Hollywood couple Ed Westwick and Amy Jackson created their dream home in the English countryside, pairing contemporary styled furnishings with lime rendered walls and our distressed oak plank.





# Apartment Development, Brighton.

CV101 Natural Oak Chevron - *Page 8*

This seaside home is given a sense of calm and individual character with a selection of floors from the Tundra Chevron Collection.





# Town House.

CV104 Seashell Chevron - Page 8

"I had heard great things about V4 and when I ordered the samples the quality was amazing... I wanted a neutral-toned floor that would be the perfect canvas, and as soon as I got the seashell sample, I knew it was perfect".

*Natalie Glaze, Wandsworth*





## Open Plan *Kitchen Diner.*

CV105 Misty Grey Chevron - *Page 8*

"The vibrancy and movement of the chevron. Even out the corner of your eye, it is almost like an undulation that doesn't tire or get boring."

*Francesca, Kingston-upon-Thames*







# Master Bedroom, Cobham.

TH110 Misty Grey Herringbone - *Page 8*



# Recreational *Space.*

TH109 Seashell Oak Herringbone - Page 8







## Sugar Quay, London.

TK104 Seashell Oak Plank - [Page 8](#)

"Flooring like this makes a huge difference to properties and homes as it is constantly within eyesight and a core detail to consider when designing a space."

*Chester Fernandez, New Homes Flooring*

# Kitchen *Design.*

EP103 **Golden Oak** - *Page 10*

"I ordered a good selection of samples, originally leaning towards more classic and lighter oak tones. In there were a few warmer options, including the Golden Oak sample. Reviewing them with my client, we kept coming back to this sample. We loved the honey glow that it had and how it really balanced out the other colours and materials we had chosen for the space."

*Charlotte Bucciero, Interior Designer*







## Breakout Space, *Essex.*

A110 Glade Oak - *Page 10*

"Glade Oak offers a traditional style, complete with a durable Matt Lacquer making it a brilliant choice for the busy employee canteen area."

*Farsound Aviation*



# Old Bakery, Grimsby.

VIT107 Vale Oak - Page 10

"George Clarke's Remarkable Renovations followed the heart-warming story of this charming Bakery renovation, complete with Vale Oak from our Alpine collection. Seamlessly blending with the rustic oak beams adorning the ceiling, the random length engineered oak planks crafts a delightful fusion of traditional kitchen style with a modern design."

*Amazing Productions, Channel 4*







## New Build *Apartment.*

AL103 Fjordic Shore - *Page 11*


"As I always find with V4's floors the installation process was really straightforward with minimum wastage. As soon as the first apartment was finished the developer and I both agreed we'd made the right choice. The modern light tones were perfect for the contemporary interior design concept they wanted in the new homes."

*Alan Marshall, Contract Flooring*



## New Build, *Berkshire.*

VL103 Earth Grey - Page 12







## Beautiful Home, *Norway.*

VL104 Powder White Oak - *Page 12*

"The brushed lacquer makes the floor more tactile, giving it a natural and authentic appearance," she says. The Select grading was chosen for its serenity."

*Kristin Lindhjem, interior designer.*



# Compact Apartment *Spacious Design.*


VL105 Misty White Oak - *Page 12*

"In a small apartment, it was more important to tie the floor together and have a uniform look. We wanted straight lines in each room."

*Christina Svensson, Stockholm*







## Hotel Suite, *Copenhagen.*

VL106 Natural Oak - *Page 12*

"We have received numerous compliments from our guests regarding the interior and the floors. Many have inquired about the floor, and it has become a focal point in the rooms."

*Kristian Vøttrup, Charlottehaven.*

# Family Kitchen, *Worpleston.*


COR101 Encruzado - *Page 13*





# Ensuite Bathroom, *Surrey.*

COR102 Muscat - Page 13





# Music Room, *Hampshire.*

COR103 Arinto - Page 13





# Changing Room, *Surrey.*

COR225 Mourisco - Page 13



# Living Space, *Fife*.

NE24 Wheatan Tan Oak - *Page 14*

"We have a lot of traffic coming through the house so the flooring had to be forgiving. I love the fact it creates a bit of warmth in the house, and contrasts to the light walls."

*Melanie Sinclair, Homeowner*







## Family Home *Leeds.*

NAL56 Cromer Sands Oak - [Page 14](#)

"We wanted to change the flooring to something more neutral and warmer in tone. The Natureffect Laminate range was the perfect choice for us due to the timeless style, affordability, colour choices and also the water-resistant locking system was a must have. Did I mention we have toddlers?"

*Sophie Bolas, Homeowner*

# Floor Care Box, *Cleaning.*

**Cleaning for all our flooring surfaces.**

When cleaning wood floors it is important to choose a system that will care for the natural timber surface. This kit includes **Rubio Monocoat All Natural Wood Cleaner** which cleans and nurtures oiled & lacquered wood floors leaving them spotless. With all natural ingredients, it is also ideal for laminate, cork and indeed all other hard floor surfaces!

**The box includes:**

- Collapsible Mop Applicator
- Washable Microfibre Cleaning Pad
- **All Natural Wood Cleaner Spray**
- **All Natural Wood Cleaner**

**Rubio Monocoat All Natural Wood Cleaner** is a safe, durable and user-friendly, pH neutral cleaner that is perfect for wood but also works efficiently on all floor surfaces. The microbiological characteristics of the product and the active micro-organisms ensure that the All Natural Wood Cleaner is self-cleaning and has a long-term after-effect. This means that there is less new soiling, which is also easy to remove during the next cleaning.

The product cleans the surface without building up a layer and ensures that the matt, natural look of the wood is preserved. In addition, the All Natural Wood Cleaner is highly concentrated and therefore extremely economical.

Ideal for all wood floor surfaces, from laminate and cork to engineered wood floors finished with oil or lacquer. Keep your floors looking their best with ease.



**Ask your flooring retailer or  
visit our Floor Care Shop**



**All Natural  
Wood  
Cleaner is  
VOC Free!**



**Kind to your floor *and* kind to your family.**



# Floor Care Box, Oil Maintenance.

Maintenance for all our oiled wood floors.

One of the features of an oiled surface is that it can be easily maintained and rejuvenated with the application of more oil. Along with **Rubio Monocoat Universal Maintenance Oil 2 Mix** and **All Natural Wood Cleaner**, this kit has all the tools you need to keep your oiled floor in perfect condition.

The box includes:

- Collapsible Mop Applicator
- Washable Microfibre Cleaning Pad
- Oil Applicator Pads, Buffing pads and Removal Cloths
- **All Natural Wood Cleaner**
- **Universal Maintenance Oil 2-Mix**

**Rubio Monocoat Universal Maintenance Oil 2 Mix**

The 2 Mix oil comes with a **2C Colour Oil** to match and enhance the colour of your oiled floor.

Use our look-up chart below to find the 2C Colour Oil that will complement and enhance the colour of your chosen V4 oiled wood flooring.

VOC Free,  
for better air  
quality in your  
home!



Rubio Monocoat Maintenance Oil Colours

V4 Oiled Floor Product Codes	Ash Grey	Black	Castle Brown	Corn Silk	Havana	Oyster	Pure	Savanna	Silver Grey	Sky Grey	Smoked Oak	Super White	White 5%
A104							●						
EC103							●						
EG106							●						
EP101							●						
EP103							●						
HG101		●											
HG102								●					
HG103						●							
HG104												●	
HG106	●												
HG107					●								
HG109			●										
HG111							●						
HG112							●						
HG113								●					
TH107 / TK107/ CV101							●						
TH108 / TK108/ CV103							●						
TH109 / TK109/ CV104				●									
TH110 / TK110 / CV105									●				
TH111 / TK111/ CV106							●						
ZB101/ DC101	●												
ZB102/ DC104												●	
ZB103/ DC105													
ZB108 / A112							●						
ZB201 / DC201							●						
ZB203 / DC203				●									
ZB205 / DC205							●						
ZB206 / DC206							●						
VIT107							●						



Order your Oil Maintenance, Floor Care Box with your local V4 Retailer or directly from:  
[v4.co.uk/floor-care-shop](http://v4.co.uk/floor-care-shop)

SCAN HERE:



# Floor Care Tips.

**There is no other natural surface as beautiful and robust as a hardwood floor. Here are some useful tips to help you get the most from your wood flooring and keep it looking like new.**

## Regular cleaning

Daily and weekly cleaning consists of sweeping and vacuum cleaning. Sweep with a soft broom or dust-attracting flat head mop. Before you vacuum make sure the hard floor or parquet setting is selected and check for debris which could cause scratches. Floors can be periodically damp cleaned with an appropriate (pH neutral) spray cleaner and mop pad or a well-wrung mop. Avoid the use of excess moisture and standing water. **DO NOT** use a steam cleaner on any wood flooring.

---

## Wipe up spills

Wipe up any liquid spills quickly with a non-abrasive, absorbent cloth or kitchen towel. Never allow spills to stay on the surface for any length of time. If moisture ingresses into the surface of your floor it may cause lasting damage. Oil and oil-fried food can react with oiled surfaces and should be wiped up directly.

## Avoid wet wipes & builders' wipes

These contain harsh surface-active surfactants that can react with the oiled or lacquered finish and damage the wooden surface.

---

## Using the right type of floor cleaner

Both lacquered and oiled finishes are semi-permeable allowing the wood to breathe. This means you should avoid using harsh chemical and abrasive cleaners on your hardwood or laminate wood floors. Many 'supermarket' brands claim to work well on all surfaces including wood floors but most should be avoided as they contain highly acidic or caustic ingredients that will quickly compromise the lacquered or oiled surface of your floor, destroying the water and stain-resistant properties.

---

## Other cleaning techniques to avoid

Do not use any strong chemicals on the flooring, including washing up liquid, bleach, sugar soap and any other abrasive cleaners. Do not use steam cleaners on the floor and limit the amount of water used when mopping the floor. Wood should only be cleaned with soft pads. The use of any abrasive pads, such as scouring pads, is not recommended.

## Kitchen floors

Wood flooring is a great natural choice for kitchens and will perform well if properly cared for. Oak is particularly well suited as it is naturally anti-septic, and if regularly swept and vacuum cleaned, will not require the use of bleach or disinfectant. It is important to be aware of how a wood should be cleaned and maintained to keep it stain and water-resistant and in great condition.

---

## Foot traffic

When possible avoid wearing outside shoes especially if wet or muddy. Stiletto heels may damage wood floor finish and regular traffic may cause compression marks on some wood species, and are not recommended for use on wood floors. Avoid heavy work boots with abrasive soles and thick treads which can retain abrasive objects such as gravel stones. In areas of high foot traffic pay special attention to daily cleaning and where possible use protective rugs and matting.

---

## Protect from furniture

Use self-adhesive felt pads on flat furniture feet to protect the floor from excessive scratching, and use felt-based castor cups under wheeled furniture. A purpose made polypropylene floor mat must be used below wheeled office chairs. Heavy scratching will break the surface causing damage to the timber by ingress of moisture from cleaning.

---

## Entrance Matting

Internal and external matting at all entrances to the property will help prevent abrasive particles from being carried onto the floor, and avoid excessive wear.

---

## Sunshine and the effects of UV light

Wood is a natural material and will react in different ways to UV light. In rooms with large windows, especially those which are south facing, special care should be taken to reposition furniture and rugs to ensure an even colour across the floor.





EC103 Canyon Oak - See Page 10

### Household plants

**A)** Take care when watering not to spill water around the base of any planter. Avoid using metal trays as these can react with water and the natural tannins in oak to produce black watermarks.

**B)** A planter with soil soaked in water can cause the underside to be cold which can lead to condensation, so it is a good idea to use protective non-reactive plastic mats beneath pots and trays.

---

### Pet care

**A)** Keep pets' claws well trimmed to avoid scratches and protect areas where they sleep to avoid damage from moisture and spills.

**B)** Always protect flooring around your pet's food and water bowls from spills and standing water.

---

### Protection whilst decorating

**A)** When protecting your floor, use card or fabric dust sheeting and avoid covering with plastic or material that does not breathe as it can form condensation.

**B)** When using masking tape to paint round architrave and skirting, DO NOT leave any type of adhesive tape on the floor for longer than it takes to paint each coat. If left for more than a couple of hours, tape adhesive can react with the floor finish causing damage.

**C)** If paint is spilt, remember that cleaning fluids may damage the floor so avoid using these, instead use mild soap and a nylon brush to work away the paint.

### Correct ambient conditions

During the life of the floor ambient humidity must be maintained within the range of 45% to 65% relative humidity (RH) and a room temperature between 18 to 24°C. This includes periods when the property is unoccupied, such as during holidays. Please note that high humidity may lead to warping and other issues, whilst excessive drying caused by high temperature &/or low humidity may lead to splits and warping. Avoid rapid changes in temperature.

---

### Wood Floors in Bathrooms

Whilst many people live happily with wood flooring in bathrooms, we do not recommend or guarantee our engineered or laminate wood floors for bathroom installation. Apart from water spills from showers and baths, the main problem is excessive humidity that can damage the wood causing it to swell and warp. It is worth also noting that harsh bathroom cleaners can damage oiled and lacquered wood surfaces.

---

### Underfloor heating with wood flooring

Engineered flooring is extremely versatile and can be installed over underfloor heating (UFH). For best results, we recommend using the underfloor heating at low and constant temperatures. When turning UFH on or off, do so gradually to avoid sudden changes in temperature. Avoid covering large areas with rugs which can cause over-heating.

---

### We are here to help with all things wood flooring

Email the team: [enquiries@v4.co.uk](mailto:enquiries@v4.co.uk)

# Choose Grade.

Only the finest European timber is selected for our hardwood floors. Each piece is grown in nature and therefore unique and selected for its natural beauty. Find out more about the different characteristics below.



## Select/ Nature Grade - AB

Planks are selected to give grain and colour variation. There can be a small amount of light sapwood around the edge of the board. Small sound knots and smaller filled knots also add to the natural effect.



## Mixed Grade - ABC

Popular in species such as walnut. This grade displays more variation in grain and colour with larger sound & filled knots with more sapwood well distributed. Small filled cracks and dark streaks are also apparent.



## Rustic Grade - CD

More economical timber selection allows for more grain and colour variation with contrasting sapwood, large sound knots and more filled knots, well distributed. Small filled cracks, end checks and dark streaks are also apparent.

# Choose Format.

We have many formats ranging from single-strip planks to intricate parquet designs, such as herringbone, chevron and design panels. All our floors are engineered with precision to work in any space.




Plank

Plank or one strip floors are available in many different widths and lengths and are often bevel edged to visually define each board.

### Installation

Engineered planks offer the quickest installation and can be installed by laying (floating) on an appropriate high-density underlay or by fully bonding to the subfloor with flexible wood floor adhesive. When floating a floor, T&G joints should be bonded with PVAC adhesive.

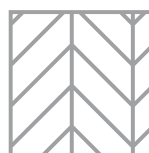


Herringbone

Traditional parquet style remains timeless, adaptable for single or double patterns, offering alternate options, remaining as trendy as ever.

### Installation

Herringbone parquet flooring should be fully bonded to a correctly prepared subfloor with a flexible wood floor adhesive. PVAC adhesive should not be used on the joints. Herringbone floors are multi-directional and installation is more complex so can take more time to plan and set out than plank floors.



Chevron

Typically, left and right blocks create the unbroken chevron pattern at a 45-degree angle, also referred to as French herringbone.

### Installation

Chevron parquet flooring should be fully bonded to a correctly prepared subfloor with a flexible wood floor adhesive. PVAC adhesive should not be used on the joints. Installation is more complex so can take more time to plan and set out than plank floors.







# Choose Finish.

## Oiled or lacquered?

Our engineered wood floors are expertly finished with natural oil or lacquer. Both create beautiful and durable surfaces, perfect for most interior spaces. Each finish has distinctive qualities and characteristics which may better suit your requirements.



Use the comparison chart below to see which surface is best for your project

 <b>Oiled Wood Floors</b>	 <b>Lacquered Wood Floors</b>
<b>Finish</b> Oil is buffed into the timber surface to saturate into the wood grain. Once cured, the oil hardens, forming a natural barrier against general wear, water, spills and staining.	<b>Finish</b> Lacquer is applied in multiple coats to form a protective film on the surface of the timber, which is a very effective barrier against general wear, water, spills and staining.
<b>Aesthetic</b> Oiled wood floors have a natural matt appearance with a tactile surface that can be buffed to form a sheen. Pure oil adds a rich, warm lustre to wood grain, and pigments can be added to create many different colours and effects.	<b>Aesthetic</b> Lacquered floors can have various levels of sheen, from gloss, to matt for a natural aesthetic. Smooth natural finishes can be achieved on sanded timber whilst textured and stained surfaces can also be coated and enhanced.
<b>Cleaning</b> Floors can be regularly swept and vacuum cleaned with a parquet setting to remove abrasive dust and surface dirt. Wipe up food and drink spills as they occur. Regular wet cleaning should be carried out weekly or less using a pH neutral oiled wood floor soap with a spray mop or well-wrung mop and bucket.	<b>Cleaning</b> Floors can be regularly swept and vacuum cleaned with a parquet setting to remove abrasive dust and surface dirt. Wipe up food and drink spills as they occur. Regular wet cleaning should be carried out weekly or less using a pH neutral wood floor soap with a spray mop or well-wrung mop and bucket.
<b>Scratches &amp; Repair</b> Minor scratches will blend into the grain texture and will not affect the floor's durability as the oil still permeates the surface of the timber. Oil is simply buffed into damaged or repaired areas, to seal and blend into the surrounding floor whilst watermarks, dark tannin stains and grease spots can often be eliminated with stain-removing products.	<b>Scratches &amp; Repair</b> Most scratches will not penetrate through the tough lacquer coats to bare wood, thus maintaining durability. A refresher or polish can be applied to fill in and smooth minor scratches, whilst spot repairs are best carried out by floor finishing professionals with experience in sanding and lacquer application.
<b>Maintenance</b> Oiled floors can be rejuvenated with an intensive clean, followed by an application of maintenance oil. Whilst this does not remove any surface damage, it will renew the durability and performance of a floor. Oil maintenance should be carried out periodically in regular intervals depending on the usage, see our website for detailed oil maintenance advice.	<b>Maintenance</b> Lacquered floors can be sanded, resealed and completely resurfaced. Existing lacquer is lightly sanded (keyed) and new coats of lacquer are applied. If floors are fully bonded to the subfloor, a more even sanding can be achieved so that very little surface is removed allowing for multiple resurfacing.

# Quick Reference Product Icons.

These icons will give you information whilst browsing our flooring collections. For detailed specification scan the collection QR codes and visit our website.

## FORMAT



### Plank

Plank or one strip floors are available in many different widths and lengths and are often bevel edged to visually define each board.



### Herringbone

Traditional parquet style remains timeless, adaptable for single or double patterns, offering alternate options, remaining as trendy as ever.



### Chevron

Typically, left and right blocks create the unbroken chevron pattern at a 45-degree angle, also referred to as French herringbone.

## FINISH



### Oiled Surface

Oil is buffed into the timber surface, saturating the wood grain. Once cured, it hardens, forming a natural barrier against wear, water, spills, and stains.



### Lacquered Surface

Multiple coats of lacquer create a protective film on timber surfaces, effectively guarding against wear, water, spills, and stains.



### Commercial Wear Layer Rating

Class 33 and 34 is for residential and commercial. Class 32 is for residential and light Commercial use. These ratings are given to laminate and veneer-coated floors.

## PROFILE



### Tongue & Groove Joint

For a seamless connection, tongue and groove joints fit together snugly. Use PVAC adhesive to bond joints for floating installations.



### Locking Joint

Simply click the floor together for glue-free installation. Waxed joints create watertight seals, preventing water damage for easy, durable installation.



### Bevel Edge

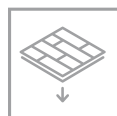
We add a micro bevel to the long edges and header joint of each plank, giving our floors a unique, defined edge finish.

## INSTALLATION



### Floated Installation

Most planks can be installed as a floated floor, joining them together and laying them over a cushioned underlay for sound protection and damp proofing.



### Integrated Underlay

Floors with a cushioned base can be laid directly over a prepared subfloor without need for added underlays



### Bonded Installation

For parquet floors, fully bonding to the subfloor with flexible flooring adhesive is necessary. It's also advised for engineered planks over large areas.



### Underfloor Heating Compatible

Compatible with underfloor heating. Consult the detailed installation guide for optimal use. ([v4.co.uk/support](http://v4.co.uk/support))

## WARRANTY



### 35 Year Warranty

All our engineered wood floors come with a 35-year domestic use warranty. Further details are available on our website.



### 12 Year Warranty

Natureffect laminate comes with a 12-year domestic use warranty. Further details are available on our website.



### 15 Year Warranty

Natureffect Mineral Core LVT has a 15-year domestic use warranty. Further details are available on our website.



### Limited Lifetime Warranty

Bjelin Hardened Wood and Cortejo® floors have a limited lifetime domestic use warranty. Further details are available on our website.





*We're here to  
help with all  
things wood  
flooring.*

Customer Care  
**01276 488099**  
**[enquiries@v4.co.uk](mailto:enquiries@v4.co.uk)**

Commercial Enquiry  
**01276 859111**  
**[design@v4.co.uk](mailto:design@v4.co.uk)**

V4 Design Centre & HQ  
**V4 Wood Flooring**  
**Greenbays Park**  
**Carhouse Lane**  
**Horsell, Surrey**  
**GU21 4YP**  
**United Kingdom**

V4 Design Centre  
**Open Hours**  
**Monday to Friday 9 am - 5 pm**  
**Saturday 10 am - 4 pm**

Website  
**[www.v4.co.uk](http://www.v4.co.uk)**



HG101 Kingswood - Page 9