


1 m oval booms




Boom insert for normal PW15 gooseneck . The Plate pushes in side the Plug via the slot.

Hole for down haul

Boom insert for ball raced Gooseneck insert.




Both of the above fittings are designed To be tight , But they may require a little Cleaning /de burring on the inside edges to stop them Scratching off the anodising. But do not open out the fittings in size as This tight fit is all that stops them from Moving .



Boom just pushed over insert/ plug

Kicker wire attached to boom using Oval plate with bend in As shown . Glue band to boom .

Main sheet tied off around main boom, No adjustment here , use tx trim for Main boom position



Oval jib boom

