




AETOS POWER SUPPLY INSTRUCTION MANUAL

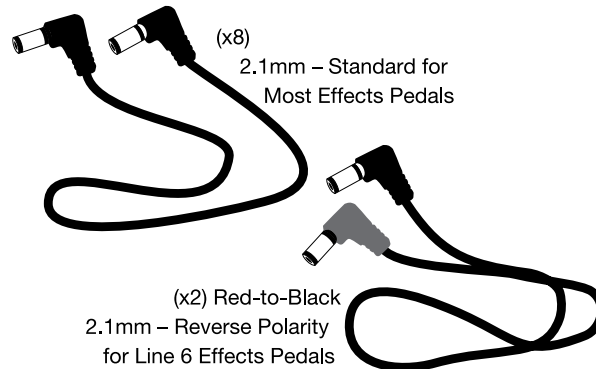
The Walrus Audio Aetos is an 8-output, isolated power supply, utilizing an internal custom wound toroidal transformer to provide the highest noise filtering and cleanest power, giving artists the purest sound in their signal chain. The Aetos is housed in a solid die cast enclosure and is 4.7" long x 3.7" wide x 1.2" height and has 8 total 9VDC outputs, 6 are 100mA and 2 outputs are high current outputs (300mA) for higher current drawing pedals like line 6 DL series modelers, the Boss Twin Series Pedals and many digital modulation pedals on the market. It comes with a detachable 120V AC Power cord and also has a 120VAC complimentary power output. This unit comes with 8 – 2.1mm barrel black power cables and 2 black-to-red (line 6) power cables.



OPERATING INSTRUCTIONS

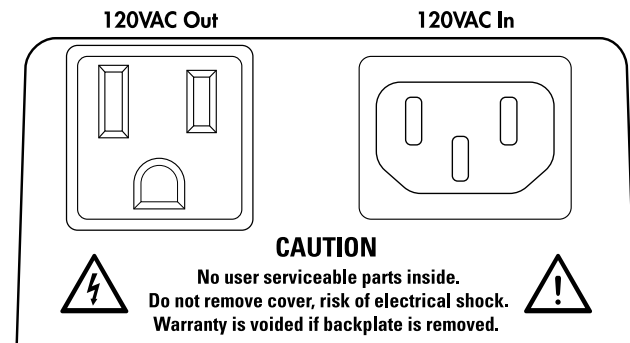
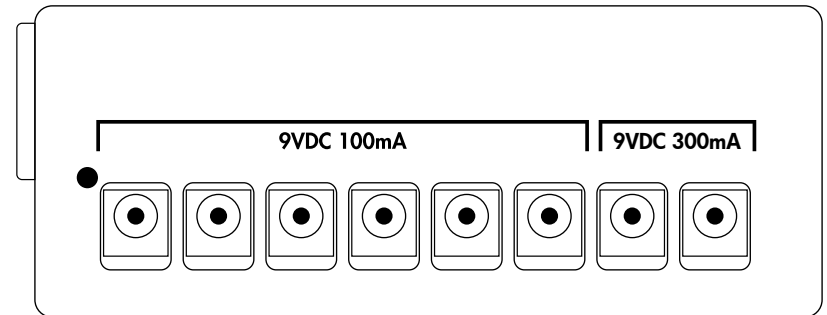
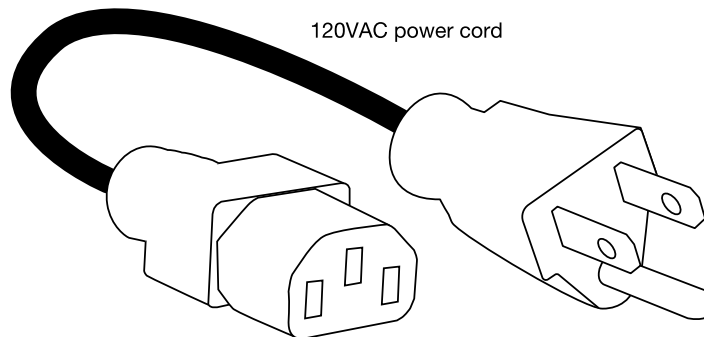
Plug in the 120VAC power cord to the 120VAC input. Plug the Male end of the power cord into a 120VAC power source (120VAC only – this product is not rated for any other voltages). Once plugged in, the blue LED will light up indicating that the power supply is on.

Warning! Before connecting your effects pedal to the Aetos, you must first verify the power requirements for your pedal.



VOLTAGE RATING

The voltage rating for your pedal must be 9VDC (direct current), do not use the Aetos for AC (alternating current) pedals. Most effects pedals are designed for 9VDC power, however, you should always check first or you could risk destroying your pedal. For other voltages, like 12VDC, 18VDC or 24VDC, which are common, you will need to use a custom power supply that the manufacturer provides or recommends. You can plug the individual adapter into the 120VAC courtesy output on the backside of the Aetos.



INTRODUCTION TO CLEAN (ISOLATED) POWER

The Aetos is designed around a custom-wound toroidal transformer, providing isolation to each of the 8 regulated outputs channels. The alternatives to multi-output isolated power supplies are individual wall-worts and daisy chains. Wall-worts, which do offer isolation, often lack the filtering that is necessary for audio applications and they take up an enormous amount of space. The daisy chain power supplies, while being cheap in price, often have grounding issues as a result of having multiple pedals pulling different currents from the power source creating ground loops and magnetic field issues. The noise is increasingly evident if you are powering higher current modulation effects or more than a few pedals. The advantages of isolated power supplies are well documented, but in summary, having each pedal in your chain have its own isolated power channel prevents 'leakage' of ground loops or the magnetic field of one pedal onto the power channel of another. These ground loops are often what introduce the hum and buzz into the signal chain. Isolated or "Clean Power" is the best choice for serious players and highly recommended for all Walrus Audio products.

POLARITY

The next step is to check the polarity of the device you are using. The vast majority of DC powered effects pedals are negative ground, much to the result of most early pedals being powered off of 9VDC batteries with the negative terminal of the battery connected to ground. Carrying on with the trend, most pedal manufacturers design 'negative to ground'. The majority of DC jacks are center negative and have a 2.1mm center barrel. Most of the market has followed the lead of boss and Ibanez and has standardized this jack for their pedals. For all standard effects pedals with center negative 2.1mm barrels, you can use the Black-to-Black barrel connectors. Specifically, for line 6 pedals, you will have to use the Black-to-Red connectors. If you have a question about the voltage requirement of your pedal or which of the Aetos outputs to use, contact us at sales@walrusaudio.com

CURRENT DRAW

The next step is to verify the current draw. You would only be able to know this by reading the manufacturer's instructions for the effects pedal you are using. If the requirement is over 100mA and under 300mA, you will need to use outputs 7 and 8 on the Aetos. For anything less than 100mA, you can use channels 1-6 (Note: using the high current output channels 7 and 8 for a low current draw pedal will work fine and will not hurt the pedal. The high output only refers to the capacity of the current that can be drawn). Most analog pedals (not all analog pedals), require under 25mA, for example, most overdrives, fuzz pedals, boost pedals, distortion and compression pedals are transistor based and do not have the large number of components that digital pedals do. Digital pedals have DSP chips (digital signal processors) which are micro controllers that contain thousands of little transistors on the single chip along with Analog to Digital Converters (ADACs), Memory chips and other components that draw far greater current than analog pedals.

WARNING:

- 1) Input Voltage Requirements – 120V (60Hz). This product will be destroyed if any other input voltage is used voiding the warranty.**
- 2) If backplate is opened, the warranty is immediately voided. For repairs or questions, contact Walrus Audio directly at sales@walrusaudio.com**
- 3) Always check the power requirement of the pedal you are plugging in to,**
- 4) Never plug an amplifier or any other device that is rated over 200Amps into the 120V courtesy power input.**

TROUBLESHOOTING

For troubleshooting issues, contact Walrus Audio directly at sales@walrusaudio.com

WARRANTY

The Aetos comes with a 5 (five) year warranty for workmanship and components. The 5 year Warranty time frame begins on the date of purchase. This warranty does not include misuse or accidents resulting in damage. The warranty is not transferable or assignable and will only be issued to the original owner. The warranty will only be valid for those who have a registered warranty card and a receipt showing the date of purchase.

REGISTRATION

Please register your product with us by filling out and returning the warranty card that is included with this product. If there is any defect with your product, as a result of the workmanship or materials, Walrus Audio will repair or replace the product at no charge to the customer.

WARNING:

If product is defective, do not attempt to fix it yourself. Please contact Walrus Audio to for help. **If the backplate has been opened on the Aetos, the warranty for your product will be voided.**

WHAT TO DO IF REPAIR IS NEEDED:

If the product has become defective during the duration of the 5 year warranty, please contact Walrus Audio and setup an RMA (Return Merchandise Authorization). Once determined by Walrus Audio that the product needs repair, Walrus Audio will send you an RMA reference number. Then ship the Aetos back to Walrus Audio, including your warranty card and purchase receipt. You will also need to include a pre-paid return shipping label in the package. You must write the provided RMA reference number on the box or it will not be received. (We only accept FEDEX or UPS shipping methods). **We are not responsible for the returned product until it is received on our dock and scanned as 'delivered' by the shipping company.** Do not attempt to return a product without first receiving an RMA reference number.

