

ITEM	PART NO.	DESCRIPTION	QTY.
11	DP0608	CHANNEL SLOPED POLYCAST 600 – 48.00”	1
12	DP0607	CHANNEL SLOPED POLYCAST 600 – 48.00”	1
13	DP0606	CHANNEL SLOPED POLYCAST 600 – 48.00”	1



CUSTOMER APPROVAL

DATE: _____

NAME: _____

SIGNATURE: _____

I HAVE REVIEWED THE SYSTEM DIMENSIONS PROVIDED AND APPROVE TDS TO PROCEED WITH RELEASING FOR PRODUCTION. I UNDERSTAND THAT ONCE RELEASED FOR PRODUCTION, ANY REVISION WILL RESULT IN ADDITIONAL CHARGES.

CUSTOM ITEMS ARE NON-RETURNABLE

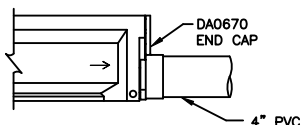
DISCLAIMER - THE CUSTOMER AND THE CUSTOMER'S ARCHITECTS, ENGINEERS, CONSULTANTS, AND OTHER PROFESSIONALS ARE COMPLETELY RESPONSIBLE FOR THE SELECTION INSTALLATION AND MAINTENANCE OF ANY PRODUCT PURCHASED FROM TRENCH DRAIN SYSTEMS AND/OR ITS MANUFACTURERS. TRENCH DRAIN SYSTEMS MAKES NO WARRANTY, EXPRESS OR IMPLIED, AS TO THE SUITABILITY, DESIGN, MERCHANTABILITY, OR FITNESS OF THE PRODUCT FOR CUSTOMERS APPLICATION. THE DRAWING AND INFORMATION PROVIDED REMAIN THE PROPERTY AND COPYRIGHT OF THE MANUFACTURER LISTED. THE MANUFACTURER RESERVES THE RIGHT TO MODIFY SPECIFICATION WITHOUT NOTICE.

(SECURE CHAIR IN BOTTOM DIMPLES ON THE CHANNELS)



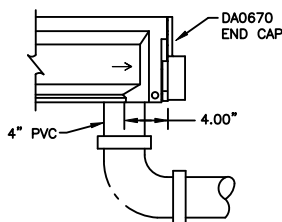
(ALL END CAPS ARE TO BE SECURED WITH AN ADHESIVE)

END CAP OUTLET



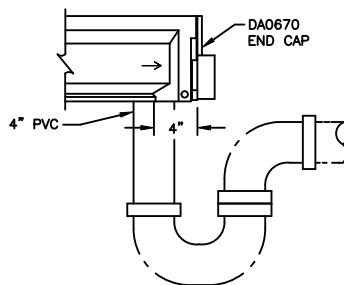
- 4" PVC

BOTTOM OUTLET




1.00

BOTTOM OUTLET W/"P" TRAP



— DA0670
END CAR



TDS
TRENCH DRAIN SYSTEMS
PO BOX 377
FREMONT, OH 43420
610-638-1221

DRAWN: CJP

CHECKED:

DATE: 6.13.19

DESCRIPTION

POLYCAST 700
SYSTEM LENGTH; 20FT
DI FRAME - DG0669 GRATE

DWG. NO.

PCK7-DG0669-CF-20

DO NOT SCALE DRAWING

WEIGHT: 591#

SHEET 1 OF 1

PROPRIETARY AND CONFIDENTIAL; THE INFORMATION CONTAINED IN THIS DRAWING IS THE SOLE PROPERTY OF TDS. ANY REPRODUCTION IN PART OR WHOLE WITHOUT THE WRITTEN PERMISSION OF TDS IS PROHIBITED.