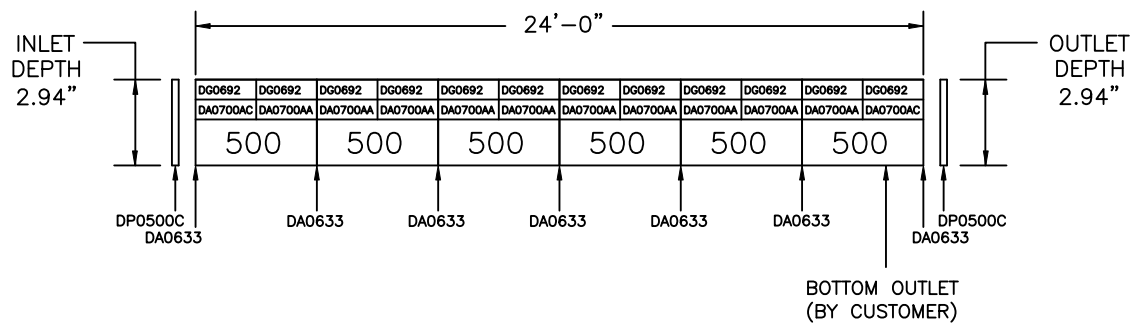


ITEM	PART NO.	DESCRIPTION	QTY.
1	DG0692	GRATE: DUCTILE IRON PATRIOT 2FT	12
2	DA0542BH	LOCKING DEVICE	12
3	DP0500C	END CAP – SOLID	2
4	DA0633	INSTALLATION CHAIR	7
5	DA0700AA	FRAME 700 SERIES DUCTILE IRON 2FT	10
6	DA0700AC	FRAME W/END PLATE 700 SERIES DUCTILE IRON – 2FT	2
7	DP0500	CHANNEL NEUTRAL POLYCAST 500 – 48.00”	6
8	LIT-PC8	INSTALLATION MANUAL	1

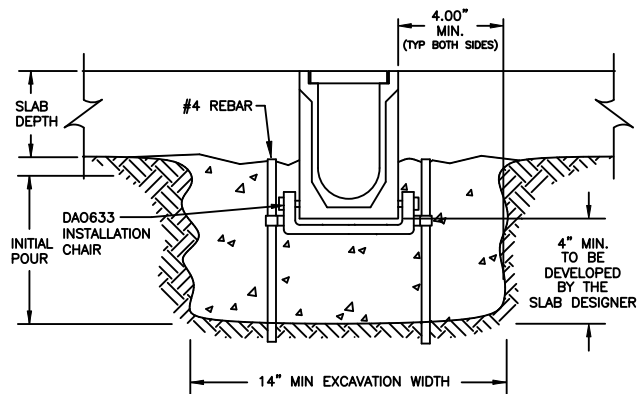


DRILL SIZE 3.50" FOR 3.0" SCH 40 & 80 PVC
DRILL SIZE 4.25" FOR 4.0" SCR-35 SEWER & DRAIN
DRILL SIZE 4.50" FOR 4.0" SCH 40 & 80 PVC

CUSTOMER APPROVAL	
DATE:	_____
NAME:	_____
SIGNATURE:	_____
I HAVE REVIEWED THE SYSTEM DIMENSIONS PROVIDED AND APPROVE TDS TO PROCEED WITH RELEASING FOR PRODUCTION. I UNDERSTAND THAT ONCE RELEASED FOR PRODUCTION, ANY REVISION WILL RESULT IN ADDITIONAL CHARGES.	
CUSTOM ITEMS ARE NON-RETURNABLE	

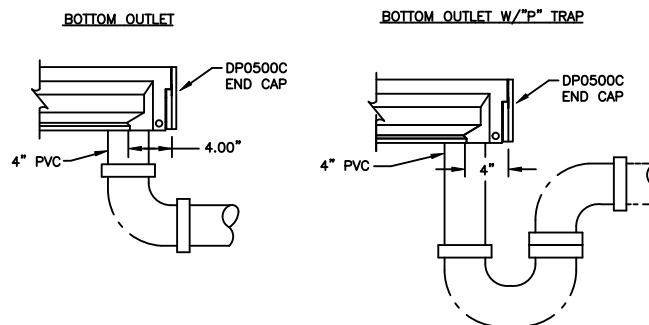
STANDARD CHAIR INSTALLATION

(SECURE CHAIR IN BOTTOM DIMPLES ON THE CHANNELS)



CHANNEL OUTLET DETAILS

(ALL END CAPS ARE TO BE SECURED WITH AN ADHESIVE)



DISCLAIMER – THE CUSTOMER AND THE CUSTOMER'S ARCHITECTS, ENGINEERS, CONSULTANTS, AND OTHER PROFESSIONALS ARE COMPLETELY RESPONSIBLE FOR THE SELECTION INSTALLATION AND MAINTENANCE OF ANY PRODUCT PURCHASED FROM TRENCH DRAIN SYSTEMS AND/OR ITS MANUFACTURERS. TRENCH DRAIN SYSTEMS MAKES NO WARRANTY, EXPRESS OR IMPLIED, AS TO THE SUITABILITY, DESIGN, MERCHANTABILITY, OR FITNESS OF THE PRODUCT FOR CUSTOMERS APPLICATION. THE DRAWING AND INFORMATION PROVIDED REMAIN THE PROPERTY AND COPYRIGHT OF THE MANUFACTURER LISTED. THE MANUFACTURER RESERVES THE RIGHT TO MODIFY SPECIFICATION WITHOUT NOTICE.

REV	DESCRIPTION	BY	DATE
	DRAWN: CJP		DATE: 6.13.19
	CHECKED:		
	DESCRIPTION		
	POLYCAST 500		
	SYSTEM LENGTH; 24FT		
	DI FRAME – DG0692 GRATE		
	DWG. NO.		
	PCK5-DG0692-CF-24		
	DO NOT SCALE DRAWING	WEIGHT: 613#	SHEET 1 OF 1

PROPRIETARY AND CONFIDENTIAL; THE INFORMATION CONTAINED IN THIS DRAWING IS THE SOLE PROPERTY OF TDS. ANY REPRODUCTION IN PART OR WHOLE WITHOUT THE WRITTEN PERMISSION OF TDS IS PROHIBITED.