




# Sunglass Rage/Clip-onSunglasses.com Skinny Curve Rectangle Sizing Template

1. Download this file template to your computer.
2. Open the file and print using "actual size" setting. **The template must be printed.**
3. After printing, place a quarter over the quarter image to verify actual size.
4. Place your glasses over the different templates. Try to find the closest match by holding your glasses over the templates lining up one side of your frame lens only with them template, there is a spring which allows the clip-on to expand and retract to the other side of your frame.
5. Note the shape/size on the template that fits best, return to the website to view clip-on color options.


Spring Expands & Retracts To Accommodate Frame Width		
Match Size 	Place your frame left side lens here. Your lens must fit inside this outline	Order Our Size Skinny Curve Rectangle 62mm X 39mm
Match Size 	Place your frame left side lens here. Your lens must fit inside this outline	Order Our Size Skinny Curve Rectangle 60mm X 37mm
Match Size 	Place your frame left side lens here. Your lens must fit inside this outline	Order Our Size Skinny Curve Rectangle 58mm X 37mm

## Sunglass Rage/Clip-onSunglasses.com Skinny Curve Rectangle Sizing Template

1. Download this file template to your computer.
2. Open the file and print using "actual size" setting. **The template must be printed.**
3. After printing, place a quarter over the quarter image to verify actual size.
4. Place your glasses over the different templates. Try to find the closest match by holding your glasses over the templates lining up one side of your frame lens only with them template, there is a spring which allows the clip-on to expand and retract to the other side of your frame.
5. Note the shape/size on the template that fits best, return to the website to view clip-on color options.

Spring Expands & Retracts To Accommodate Frame Width


Match Size



Place your frame left side lens here. Your lens must fit inside this outline

Order Our Size  
Skinny Curve Rectangle  
56mm X 34mm


Match Size



Place your frame left side lens here. Your lens must fit inside this outline

Order Our Size  
Skinny Curve Rectangle  
54mm X 31mm

Match Size



Place your frame left side lens here. Your lens must fit inside this outline

Order Our Size  
Skinny Curve Rectangle  
52mm X 30mm

# Sunglass Rage/Clip-onSunglasses.com Skinny Curve Rectangle Sizing Template

1. Download this file template to your computer.
2. Open the file and print using "actual size" setting. **The template must be printed.**
3. After printing, place a quarter over the quarter image to verify actual size.
4. Place your glasses over the different templates. Try to find the closest match by holding your glasses over the templates lining up one side of your frame lens only with them template, there is a spring which allows the clip-on to expand and retract to the other side of your frame.
5. Note the shape/size on the template that fits best, return to the website to view clip-on color options.

Spring Expands & Retracts To Accommodate Frame Width


Match Size



Place your frame left side lens here. Your lens must fit inside this outline

Order Our Size  
Skinny Curve Rectangle  
50mm X 29mm

Match Size



Place your frame left side lens here. Your lens must fit inside this outline

Order Our Size  
Skinny Curve Rectangle  
48mm X 28mm