


ULMCIM - UL micro single channel input unit



An extensive range of interfaces are available to support the Eaton range of UL intelligent addressable control panels, providing solutions for most design requirements.

The UL micro single channel input unit (ULMCIM) is a single input, soft addressed micro interface, incorporating integral short circuit isolators. It is extremely compact and therefore ideal for incorporation into other equipment.

It is designed for applications requiring the monitoring of a set of normally open, volt free contacts such as sprinkler system flow switches, auxiliary panel fire/fault signals as well as non fire input signals such as flow valve open contacts, generator start up, fire door closed etc.

Features and benefits

- Soft addressed
- Integral short circuit isolator
- Single address
- Suitable for monitoring:
flow switches / non fire inputs / auxillary panels
- Optional variant: ULMCIM-C
- Quick and simple to install
- No hard addressing required (plug and play)
- Compact size

Optional variant

The ULMCIM-C is designed for use with Eaton's pull stations and is identified by the panel as a pull station. Therefore, up to 200 can be connected to the loop (ULMCIM maximum is 200 per loop).

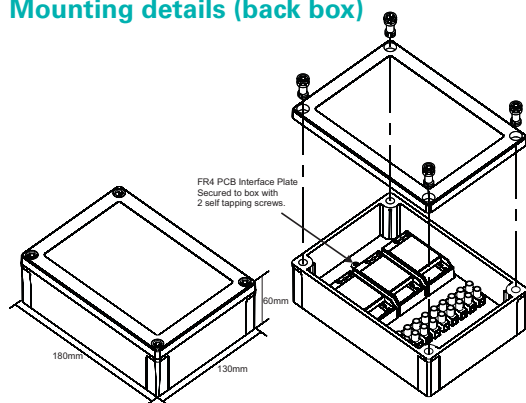
Technical specification

Code	ULMCIM / ULMCIM-C
Description	Single channel input units
Standards	UL864 9th edition
Signalling line circuit (Style 7, Class A, Supervised, Power Limited)	
Current	332µA
Operating voltage	24V dc
Input (Initiating Circuit Class B, Style C, Supervised, Power Limited)	
Voltage	8.4Vpp (pulsed every 1 sec)
Current 1	.2mA
Trigger resistance	5.6kΩ
End of line resistor	22kΩ
Line impedance 1	6 (max)
Environmental	
Operating temperature	0°C to 49°C
Humidity (non condensing)	0 to 93 %RH
Physical	
Dimensions (H x W x D)	65mm x 35mm x 18.5mm
Weight	0.05kg
Ingress protection	IP40
Compatibility	
Suitable for use with	Eaton UL fire systems

Notes:

No addressing of the interface is required (see control panel operation for details).
ULMCIM-C needs to be programmed as a pull station on site installer software.

Mounting details (back box)



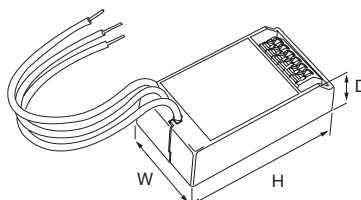
Installation

1. Fit the unit in position in accordance to the mounting details.
2. Connect the unit according to standard connections.
3. Up to 3 units can be fitted inside a micro module box unit.

Operation

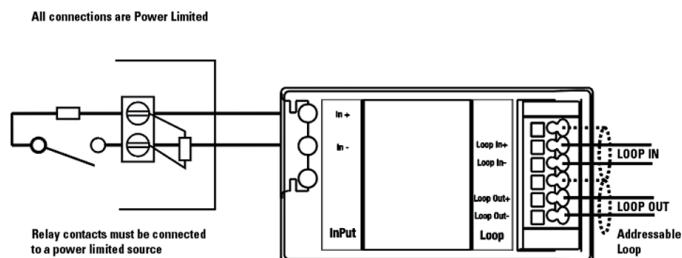
Normal Standby / Alarm / NAC Silence / Alarm Reset / Trouble / Supervisory / Drill

Dimensions



H (mm)	W (mm)	D (mm)
65	35	18.5

Standard connections



Notes:

1. The end of line resistor provided must always be fitted, even if the input is unused.
2. Monitored inputs can detect open or short circuit faults.
3. Recommended loop cable type: FIRETUF, FP200, MICC.

Description	SLC field wiring (input)	Single channel input
Wiring gauge	12 Max AWG	12 Max AWG
Wiring class	Class A, Style 7	Class B, Style C
Ground fault impedance	0.1Ω	0.1Ω
Supervised, power limited	Yes	Yes

Catalogue numbers

Description	Reference	Code
Micro single channel input unit (recognised as input unit)	ULMCIM	400013FIRE-0049X
Micro single channel input unit (recognised as pull station)	ULMCIM-C	400014FIRE-0055X
Micro module box unit (empty box)	ULB	ULBU

Eaton
Electrical Sector EMEA Route de la
Longeraie 7
1110 Morges, Switzerland

Eaton
Fire Systems Business
Eaton Electrical Systems Ltd
Wheatley Hall Road Doncaster
South Yorkshire
DN2 4NB
United Kingdom

Tel: +44 (0)1302 303 999
Fax: +44 (0)1302 303 333
Email: FireCustomerService@eaton.com
Web: www.eaton.com/gb

Eaton is a registered trademark.

All other trademarks are property
of their respective owners.

© 2019 Eaton
All Rights Reserved
Pub Reference: FDS025 April 2019