



*Wholesale, & inc.*

**TEEM**



# STOCK

Interior & Exterior Door Catalog





Primed #A-501F



Molded 2 Panel Square top



HGS-217-03E-2C with dentil shelf



MHD-2P



Primed 15 Lite TD



BLS-106-09E-2  
BLSSL-129-03E-1

# CONTENTS

## 02

Interior Doors

## 06

Interior Prehung Options

## 08

Exterior Doors

## 12

Exterior Glass Options

## 16

Exterior Prehung Options

## 17

Exterior Finishing Options



[www.teemwholesale.com](http://www.teemwholesale.com)

Phone: 419.965.2310 • Fax: 419.965.2326

# INTERIOR STOCK DOORS

- ❑ Wide variety of popular sizes available in each design
- ❑ Matching bifold designs are available unless noted
- ❑ Stock slabs will arrive on your next delivery truck
- ❑ Stock prehangs have a standard one week lead time
- ❑ Stock prehung options are all shown on pages 6-7

## FLUSH DOORS

All flush doors are stocked in 1-3/8" Hollow Core and Solid Core construction and 1-3/4" Solid Core, with the exception of the prefinished Imperial doors. Matching Hollow Core bifolds are also stocked in each species. \*All prefinished Imperial doors are stocked in 1-3/8" Hollow Core only.



BIRCH



OAK



IMPERIAL\*

## SPECIAL ORDER

In addition to the stock doors shown, other sizes and styles are available for special order. Teem's quality vendors and manufacturing capabilities will quickly service all of your speciality needs. Contact a sales representative to order your custom product or for more detailed information on product availability.



[www.teemwholesale.com](http://www.teemwholesale.com)

Phone: 419.965.2310 • Fax: 419.965.2326



## MOLDED DOORS

All molded doors are stocked in 1-3/8" Hollow Core and Solid Core construction. Hollow Core bifolds are also stocked and available in coordinating molded door designs. \*All prefinished Regal doors are stocked in 1-3/8" Hollow Core only.



LINCOLN PARK SMOOTH



LOGAN SMOOTH



WINSLOW SMOOTH



2 PANEL SMOOTH



2 PANEL ROMAN SMOOTH



CHEYENNE SMOOTH



2 PANEL ARCH TEXTURED



6 PANEL COLONIST SMOOTH AND TEXTURED



6 PANEL REGAL\* PREFINISHED TEXTURED



**POPLAR DOORS**



#602



#201-F



#L-301F



#303-F

**PINE DOORS**

\*BIFOLDS ARE **NOT** STOCKED IN #732 HALF LOUVER DESIGN



#602-DS



#201A-DS



#730

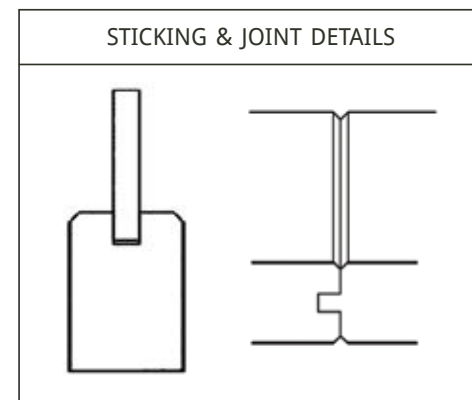


#732\*



**PRIMED DOORS**

The new Artesão door line features a stylish solution to your primed door needs. Each door features a solid pine core with a MDF veneer and MDF flat panels. The smooth, primed surface is ideal for your next painted project.



#A-101F



#A-201F



#A-303F



#A-501F

**OAK DOORS**



#602



#201-F



#303-F

## GLASS DOORS

BIFOLDS ARE **NOT** STOCKED IN THE FOLLOWING GLASS DOOR DESIGNS



PRIMED  
15 LITE TDL



PINE  
15 LITE TDL



POPLAR  
15 LITE TDL



OAK  
15 LITE TDL



OAK  
9 LITE TDL



PRIMED  
FULL VIEW



PINE  
FULL VIEW



POPLAR  
FULL VIEW



OAK  
FULL VIEW



OAK 15 LITE  
V-GROOVE

## INTERIOR JAMBS

✓ Stock 6'8" interior jambs are marked, others are available through special order.

	4- <sup>9</sup> / <sub>16</sub> " Flat	4- <sup>5</sup> / <sub>16</sub> " Split	4- <sup>7</sup> / <sub>8</sub> " Flat	5- <sup>1</sup> / <sub>4</sub> " Flat	6- <sup>5</sup> / <sub>16</sub> " Flat
Primed	✓	✓	✓	✓	✓
Pine Veneer	✓			✓	✓
Pine Solid		✓	✓		
Oak Veneer	✓	✓			
Oak Solid	✓	✓	✓	✓	✓
Poplar Veneer	✓				
Poplar Solid	✓	✓	✓	✓	✓
Imperial	✓	✓			
Knotty Alder	✓		✓	✓	✓
Maple Veneer	✓				
Cherry Veneer	✓				
Birch Veneer	✓				

## INTERIOR JAMBS

Below are the core materials of all stock jamb options. Each jamb in stock has a wood back for superior quality.



POPLAR VENEERED JAMB (SHOWN)

BIRCH VENEERED JAMB  
MAPLE VENEERED JAMB  
CHERRY VENEERED JAMB



OAK SOLID JAMB (SHOWN)

POPLAR SOLID JAMB  
PINE SOLID JAMB  
KNOTTY ALDER SOLID JAMB



PINE VENEERED JAMB (SHOWN)

PRIMED JAMB (FJ PINE)



IMPERIAL JAMB (SHOWN)

OAK VENEERED JAMB

## INTERIOR HINGES

All stock hinges have a 5/8" radius. Hinge colors other than those listed below are available on a special order basis only. \*Light Brass (3LB), Satin Nickel (US15), & Oil-rubbed Bronze (US10B) are also stocked in 3-<sup>1</sup>/<sub>2</sub>" & 4" Ball Bearing hinges. See below diagram for standard hinge placement.

3LB

LIGHT BRASS\*

### STANDARD HINGE COLOR

All interior prehung units come standard with the 3LB hinge color.

US3

BRIGHT BRASS

US26D

SATIN CHROMIUM

US5

ANTIQUÉ BRASS

US15

SATIN NICKEL\*

US15A

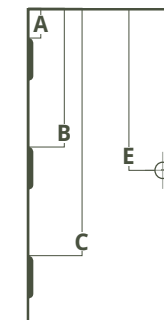
ANTIQUÉ NICKEL

US10B

OIL-RUBBED BRONZE\*

1D

FLAT BLACK

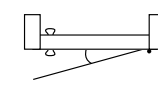


### STANDARD HINGE PLACEMENT

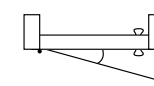
	6/8	7/0	8/0
A	7"	7"	7"
B	38-1/4"	38-1/4"	33"
C	69-1/2"	69-1/2"	58-1/2"
D	-	-	84-1/2"
E	44"	48"	60"

## DOOR HANDINGS

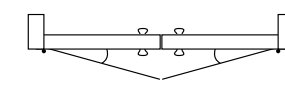
Use the illustrations below to determine the handing of your interior prehung units.



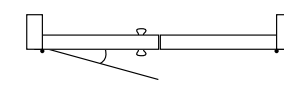
LEFT HAND



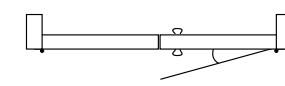
RIGHT HAND



BALL CATCH UNIT  
BOTH HANDS ACTIVE



RIGHT HAND ACTIVE  
ASTRAGAL WITH FLUSH BOLT



LEFT HAND ACTIVE  
ASTRAGAL WITH FLUSH BOLT

# EXTERIOR STOCK DOORS

- Most styles are stocked in standard 2/8 and 3/0 sizes
- Dentil shelves are stocked in smooth only
- Mix and match stock glass inserts and door designs
- Slabs will arrive on your next delivery truck
- Prehangs will have a standard one week lead time
- Prefinishing is available for any exterior unit
- Allow an additional two weeks for all prefinished material

## SPECIAL ORDER


In addition to the stock doors shown, other sizes and styles are available for special order. Teem's quality vendors and manufacturing capabilities will quickly service all of your speciality needs. Contact a sales representative to order your custom product or for more detailed information on product availability.



[www.teemwholesale.com](http://www.teemwholesale.com)

Phone: 419.965.2310 • Fax: 419.965.2326

# DOOR CODES - DEFINED









<b>BLS - 107</b>	<b>- 328</b>	<b>- 1P</b>
DOOR MATERIAL	GLASS SHAPE & SIZE	GLASS DESIGN & CAMING
		VISIBLE DOOR PANELS
<b>BLSSL - 129</b>	<b>- 328</b>	<b>- 1</b>
SIDELITE MATERIAL + "SL"	GLASS SHAPE & SIZE	GLASS DESIGN & CAMING
		VISIBLE SIDELITE PANELS

## STOCK EXTERIOR DOOR MATERIAL

			
<b>BLS</b> BELLEVILLE SMOOTH	<b>BLT</b> BELLEVILLE TEXTURED	<b>HGS</b> HERITAGE SMOOTH	<b>MHD</b> MASONITE HD STEEL


## STOCK GLASS CODES

		
<b>010</b> CLEAR GLASS	<b>0_I &amp; 0_E</b> INTERNAL GRILLES EXTERNAL GRILLES	<b>V106-010</b> VENTING INSERT
		
<b>01RL</b> RAISE/LOWER BLINDS	<b>328</b> ELEMENT GLASS	<b>366</b> NAPLES GLASS

# EXTERIOR STEEL & FIBERGLASS

## STOCK DOORS

### BELLEVILLE FIBERGLASS





Belleville doors feature distinct architectural details, a reinforced lock area, and a variety of glass, texture, and panel options. No matter the style Belleville has an answer for you.

### HERITAGE SERIES FIBERGLASS



Heritage doors feature a clean classic craftsman design with panel or glass options available. The durable fiberglass has a crisp square sticking to continue the authentic details.

### MASONITE HD STEEL



Masonite HD Steel doors feature high-definition decorative panel profiles. These doors arrive primed and ready to paint. Each door provides the ultimate in security for your home.

# EXTERIOR NO GLASS

STOCK FIBERGLASS DOORS

# EXTERIOR NO GLASS

STOCK MASONITE HIGH-DEFINITION STEEL DOORS

## BELLEVILLE FIBERGLASS DOORS



#BLS-X #BLS-2ST #BLS-2R #BLS-2P #BLS-6 #BLS-3

## MASONITE HD STEEL DOORS



#MHD-X #MHD-2ST #MHD-2R #MHD-2P #MHD-6

## BELLEVILLE FIBERGLASS DOORS



#BLT-X #BLT-2ST #BLT-6 #BLT-3



#MHD-2H #MHD-3 #MHD-3C


## HERITAGE FIBERGLASS DOORS



#HGS-3C



**SMOOTH DENTIL SHELF**  
SHELF CAN BE APPLIED TO STEEL  
& FIBERGLASS EXTERIOR DOOR OPTIONS




# CLEAR GLASS

[010] CLEAR — [V106] VENTING — [0\_I & 0\_E] GRILLES — [01RL] BLINDS

## CLEAR INSERTS



#BLS-122-010-X  
#MHD-122-010-X



#BLS-106-010-X  
#MHD-106-010-X



#BLS-106-010-1  
#MHD-106-010-1



#BLS-106-010-1P  
#MHD-106-010-1P




#BLS-106-010-2  
#MHD-106-010-2



#BLS-135-010-4  
#MHD-135-010-4



#HGS-217-010-2C



#MHD-217-010-2C



#BLSL-152-010-X  
#MHD-152-010-X



#BLSL-129-010-1  
#MHD-129-010-1

## VENT INSERTS



#BLS-V106-010-1  
#MHD-V106-010-1



#BLS-V106-010-1P  
#MHD-V106-010-1P



#BLS-V106-010-2  
#MHD-V106-010-2



## GRILLE INSERTS \*NOTED STYLES ARE STOCKED IN WHITE EXTERNAL (E) AND WHITE TRADITIONAL-5/8" INTERNAL (I)



#BLS-122-151\*-X  
#MHD-122-151\*-X



#BLS-106-091\*-1  
#MHD-106-091\*-1



#BLS-106-091\*-1P  
#MHD-106-091\*-1P




#BLS-106-091\*-2  
#MHD-106-091\*-2



#BLS-135-051\*-4  
#MHD-135-051\*-4



#BLSL-129-031\*-1  
#MHD-129-031\*-1



#BLSL-152-051\*-X  
#MHD-152-051\*-X



#HGS-217-03E-2C



#HGS-217-06E-2C



#HGS-217-06I-2C



#MHD-217-03E-2C



#MHD-217-06E-2C



#MHD-217-06I-2C

## BLIND INSERTS ALL BLIND INSERTS FEATURE RAISE, LOWER, AND TILT FUNCTIONALITY



#BLS-B122-01RL-X  
#MHD-B122-01RL-X



#BLS-B106-01RL-1  
#MHD-B106-01RL-1



#BLS-B106-01RL-1P  
#MHD-B106-01RL-1P



#BLS-B106-01RL-2  
#MHD-B106-01RL-2



#BLT-B122-01RL-X



#BLT-B106-01RL-1



#BLT-B106-01RL-2





# ELEMENT GLASS

[328] STOCKED IN ANTIQUE BLACK CAMING



# NAPLES GLASS

[366] STOCKED IN ANTIQUE BLACK CAMING



#BLS-106-328-1  
#MHD-106-328-1



#BLS-106-328-1P  
#MHD-106-328-1P



#BLS-106-328-2  
#MHD-106-328-2



#BLS-107-328-1  
#MHD-107-328-1



#BLS-107-328-1P  
#MHD-107-328-1P



#BLS-107-328-2  
#MHD-107-328-2



#BLS-137-328-4  
#MHD-137-328-4



#BLSL-129-328-1  
#MHDSL-129-328-1



#BLT-106-328-1



#BLT-107-328-1



#BLT-106-328-2




#BLT-107-328-2




#BLT-137-328-4



#BLTSL-129-328-1




#BLS-122-366-X  
#MHD-122-366-X



#BLS-106-366-1  
#MHD-106-366-1



#BLS-106-366-1P  
#MHD-106-366-1P



#BLS-106-366-2  
#MHD-106-366-2




#BLS-404-366-1  
#MHD-404-366-1



#BLS-404-366-2  
#MHD-404-366-2



#BLSL-152-366-X  
#MHDSL-152-366-X



#BLSL-450-366-1  
#MHDSL-450-366-1



#BLSL-129-366-1  
#MHDSL-129-366-1



#BLT-122-366-X



#BLT-106-366-1



#BLT-106-366-2



#BLT-404-366-2



#BLTSL-152-366-X



#BLTSL-450-366-1



#BLTSL-129-366-1



## EXTERIOR PREHUNGS

**US2D**

BRASS DICHROMATE

### STANDARD PREHUNG

All exterior prehung units come standard with:

- Plain bearing US2D hinges
- 4-9/16" Primed jamb
- Adjustable mill finish sill
- Primed FJ brickmold

Additional options are available, please indicate specs. Upcharges will apply.

## EXTERIOR HINGES

**US15**

SATIN NICKEL

**US10B**

OIL-RUBBED BRONZE

## EXTERIOR SILLS

MILL

SATIN NICKEL

BRONZE

## EXTERIOR JAMBS

### Primed

- Finger-jointed Pine
- Pre-primed
- Q-Lon 650 Bronze weather strip

### Duraframe

- Pre-primed
- Finger-jointed rot resistant bottom
- Q-Lon 650 Bronze weather strip

### PolyFiber White-Cap

- Prefinished white
- Composite jamb
- Rot resistant
- Q-Lon 650 Bronze weather strip

### PolyFiber Textured

- Oak Embossed texture
- Composite, rot resistant jamb
- Paintable or stainable material
- Q-Lon 650 Bronze weather strip



## EXTERIOR PREFINISHING

Teem Wholesale uses Sherwin Williams exterior satin latex paint. The swatches shown are available stock colors, however custom colors may be used. Please provide the corresponding Sherwin Williams number or a sample. **Note:** all colors shown are approximate and may vary. Prefinishing will add an **additional two weeks** to standard lead times.



SW 7015  
REPOSE GRAY



SW 6002  
ESSENTIAL GRAY



SW 7006  
EXTRA WHITE



SW 7005  
PURE WHITE



SW 9173  
SHIITAKE



SW 7504  
KEYSTONE GRAY



SW 0063  
BLUE SKY



SW 9138  
STARDEW



SW 6612  
RAVISHING CORAL



SW 6670  
GOLD CREST



SW 6747  
ARGYLE



SW 6950  
CALYPSO



SW 6871  
POSITIVE RED



SW 7620  
SEAWORTHY



SW 0041  
DARD HUNTER GREEN



SW 2739  
CHARCOAL BLUE



SW 2704  
MERLOT



SW 6258  
TRICORN BLACK

Teem offers the following colors in ZAR wood stain for exterior finishing; custom stain colors are not available. After the stain color two coats of clear finish are applied. Stain kits may also be purchased separately. Each sample is displayed on an oak fiberglass skin and may not be available in all skin options, please call for availability. All colors shown are approximate and may vary. Prefinishing will add an **additional two weeks** to standard lead times.



115  
AGED BOURBON



119  
MOCHA



120  
PREMIUM TEAK



127  
GOLDEN SUNSET



135  
BLACK CAVIAR



503  
OILED LEATHER



504  
GRAY CASHMERE



518  
EXOTIC REDWOOD



THE  
**FREEDOM**  
 TO  
**CREATE**

**Liberty**  
**Series Doors**  
 MANUFACTURED BY TEEM WHOLESALE



**Liberty Series Doors**  
 MANUFACTURED BY TEEM WHOLESALE

[www.libertycustomdoors.com](http://www.libertycustomdoors.com)  
 P: 419.965.2310 • F: 419.965.2326  
 200 W. Skinner St. • Ohio City, OH