



MASONITE®



WOOD DOORS

Exterior | Interior



MASONITE®

Masonite is committed to delivering unsurpassed performance in exterior and interior doors and glass products. We provide much more than a door; we deliver a total experience, giving you a complete line of products, services and support tools designed to enhance curb appeal and the interior aesthetics of a home.

We are your leading source for the latest trend insights and design ideas, delivering distinctive doors that complement any style and personal taste. It's never been easier to find the perfect door for your home.





Wood Door Collections	3
Choose Your Door	5
DuraStyle® Exterior Wood Doors with AquaSeal™ Technology	7
Torrefied Premium Exterior Wood Doors	9
Le Chateau Doors	11
Artisan Doors	35
French Doors	41
Louver Doors & Bifolds	47
Sidelites & Transoms	49
Wood Options	53
Glass	55
Panel & Sticking Options	57
Design Details	58
Performance Options & Warranty Summary	59
Care & Finishing	61

COVER:
Door: 809
Species: Fir
Finish: Clear Coat
Glass: White Laminate

THIS PAGE:
Door: 642
Species: Mahogany
Finish: Clear Coat
Glass: Clear

⚠ WARNING: This product can expose you to chemicals including wood dust, which is known to the State of California to cause cancer. For more information go to www.P65Warnings.ca.gov.

Wood Door Collections

Benefits at a Glance

Our dedication to superior craftsmanship allows us to deliver unsurpassed quality and value in exterior and interior doors. We offer a comprehensive selection of door styles, species and decorative glass options—all crafted with exacting attention to detail.

LE CHATEAU



Explore the possibilities with a panel collection that embodies the unmistakable elegance of an authentic wood door.

Panels can be replaced with your choice of glass to let natural light shine through.

ARTISAN



Celebrate traditional craftsmanship with warmth and simplicity.

Choose from our panel and glass combinations to create a look that blends seamlessly with its surroundings.

FRENCH DOORS



Fill your home with natural light and create seamless transitions between rooms.

Our doors feature a crisp, clean appearance that brightens any space.

LOUVERS



Add visual interest and increase airflow between rooms.

Coordinating bifolds offer the perfect solution when space is limited.

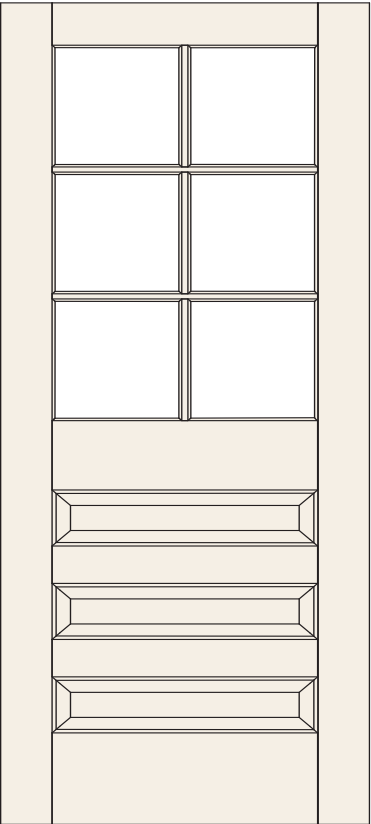
Door: C418 | Species: Maple



4 Simple Steps to Choose Your Door

1

CHOOSE
DESIGN



Door # 618

2

SELECT
WOOD



Shown in Cherry

3

SELECT
GLASS



Shown with Clear Glass

Customize Your Door

Design the perfect door. See some of our most popular customization options below.

4

SELECT PANEL STYLE



Ovolo Sticking with Single-hip raised panel



C22 Door | 1505 Mirror

Smart solutions for any application

From built-in mirrors to chalkboards, Masonite offers options to enhance the look, feel and functionality of any wood door.

The perfect fit for your home

Customize the size of your door to easily accommodate oversized openings.



C35 Knotty Alder Custom

Details to suit any style

Add unique design characteristics like a custom arched rail to complement architectural features.




C35 Knotty Alder Custom


DuraStyle® Exterior Wood Doors with AquaSeal™ Technology

The Clear Difference

The difference is clear: AquaSeal can deliver up to 22 times the protection against water penetration compared to exterior wood doors without AquaSeal preserving the door's natural beauty.



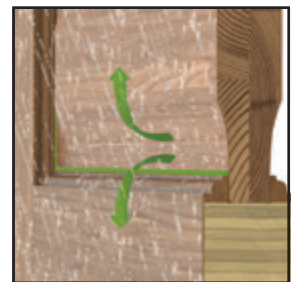
An automated patented process applies sealant around all door panels and all door glass, dries clear and is both paintable and stainable.



Glass and panels with AquaSeal Technology



Wood doors without AquaSeal let water in



DuraStyle wood doors keep water out

Superior construction with AquaSeal Technology means one of the best performing exterior wood doors on the market backed by a 5-Year limited warranty. Torrefied species & insulated glass come with a 20-Year limited warranty.



CERTIFIED THIRD-PARTY WATER PENETRATION TEST

When subjected to extreme wind and water, DuraStyle Exterior Wood Doors with AquaSeal Technology resisted water penetration up to 22 times better than wood doors without AquaSeal.

Product	Minutes	Pass Rate
MASONITE	56 Min.	100% Pass
Competitor A	2.5 Min.	0% Pass
Competitor B	1.6 Min.	0% Pass

TEST: ASTM E331 WATER PENETRATION OF EXTERIOR DOORS BY UNIFORM STATIC AIR PRESSURE DIFFERENCE
 Test measures water penetration at 8" of water and 24 mph winds - lasting 15 minutes in this condition is considered passing.
 All doors finished according to the manufacturer's finishing instructions.

DuraStyle® Torrefied Premium Exterior Wood Doors

Design the perfect fit for your home with Masonite's DuraStyle torrefied Collection. These premium exterior wood doors let you have it all without compromise. Our one-of-a-kind, handcrafted, solid wood doors have the highest levels of performance in the market. We're so confident that we back each wood door with a 20-year limited warranty without an overhang requirement. Design your perfect door with hundreds of unique panel and glass options.



A 20-Year Warranty That's as Durable as Time

Built to withstand the most severe conditions, every torrefied premium exterior wood door carries a 20-year guarantee against warping, twisting, rotting and delamination.

residential.masonite.com/learn/warranty-information

Designed to Perform

We stop at nothing to design a better door. Masonite's Torrefied premium exterior doors continue to revolutionize the industry with unparalleled performance. With no overhang required, our doors are designed to withstand the harshest conditions from direct sunlight to extreme cold.

Completely Unique

If you can dream it, it can be designed with wood. Hundreds of unique panel and glass options are available in our Le Chateau, Artisan or French Door collections. Visit residential.masonite.com/products/view-order-catalogs for details of all of the available designs.

Premium Species

Mahogany features deep, rich color patterns that showcase wood's natural strength.

Fir gives a modern twist by highlighting clean, straight grains.

Maple takes unique to new levels with prominent natural color variations and wandering grains.

Chemical Free


Torrefaction is an all natural, chemical-free technology. By heating our wood slowly, we eliminate the possibility to warp, twist, rot or delaminate. Masonite pushes past the surface to ensure every ounce of the wood is structurally stable and ready to stand the test of time.



TORREFIED MAHOGANY



TORREFIED FIR



TORREFIED MAPLE





Door: C30 | Species: Knotty Alder | Stain: Clear

Le Chateau

1-3 Panels	13
4 Panels	19
5 Panels	25
6 or More Panels	29

Door: C30 | Species: Mahogany | Stain: Clear



1-3 Panel Designs

Front: C22 Door (Open)



Door: C22 | Species: Maple | Stain: Fruitwood

Back: 1501 Mirror Door (Closed)



Door: C22 | Species: Maple | Stain: Fruitwood



Maple



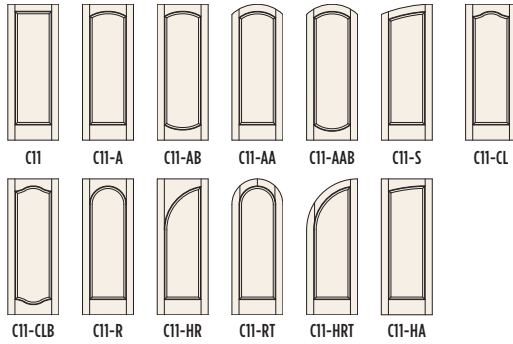
Door: C11 | Species: Primed with Chalkboard | Paint: Warm Gray

1-3 Panel Designs



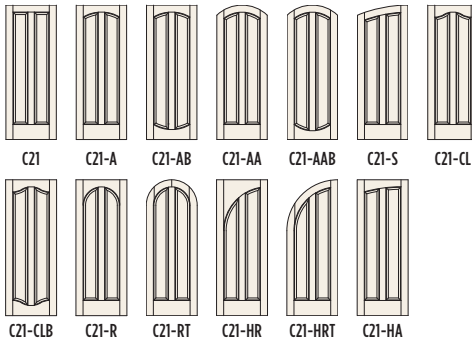
C11 FIR

1 PANEL



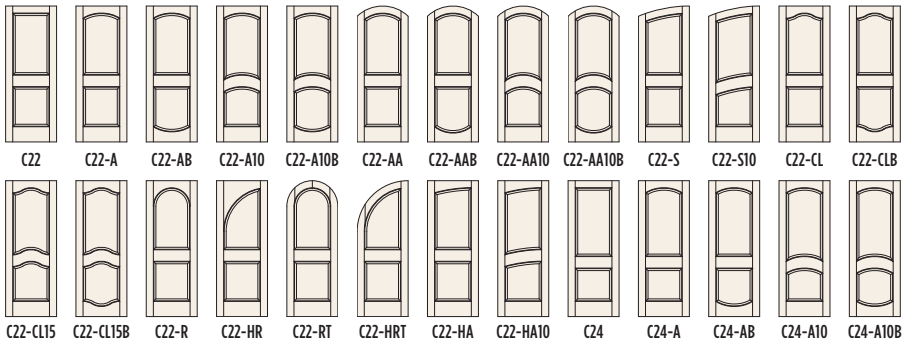
C21 PINE

2 PANEL VERTICAL



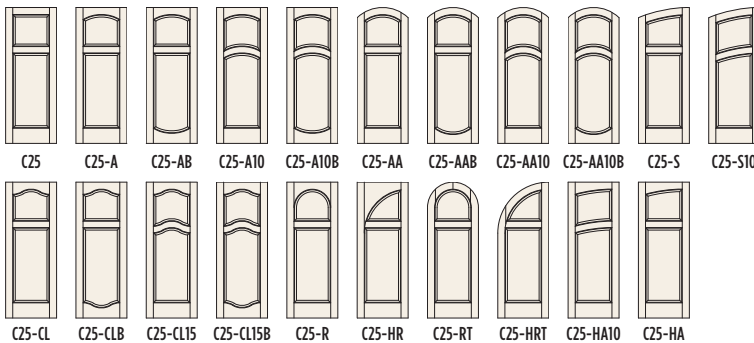
C22 KNOTTY ALDER

2 PANEL TRADITIONAL



C25 POPLAR

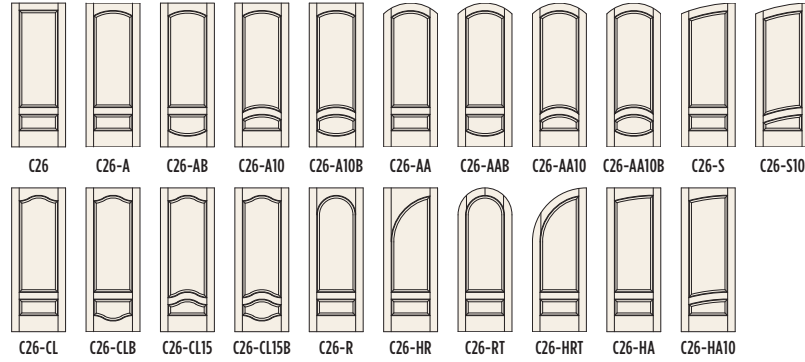
2 PANEL MISSION





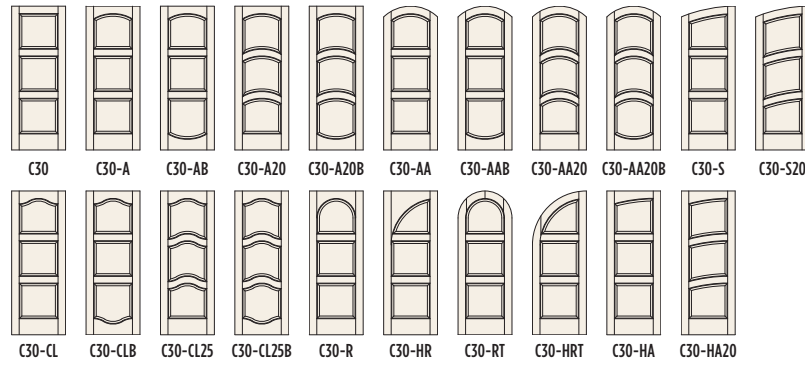
C26 CHERRY

2 PANEL ALTERNATE



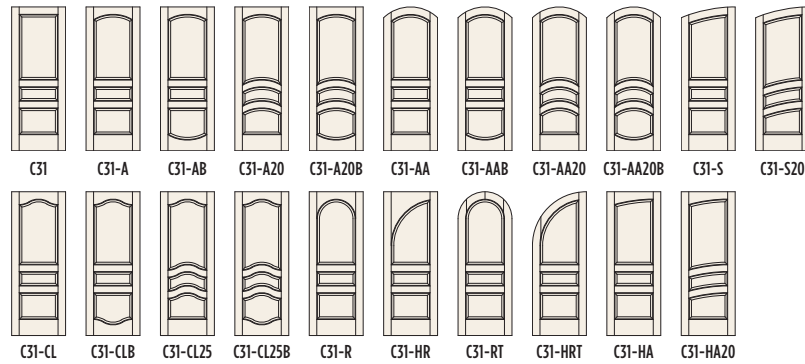
C30 MAPLE

3 PANEL EQUAL



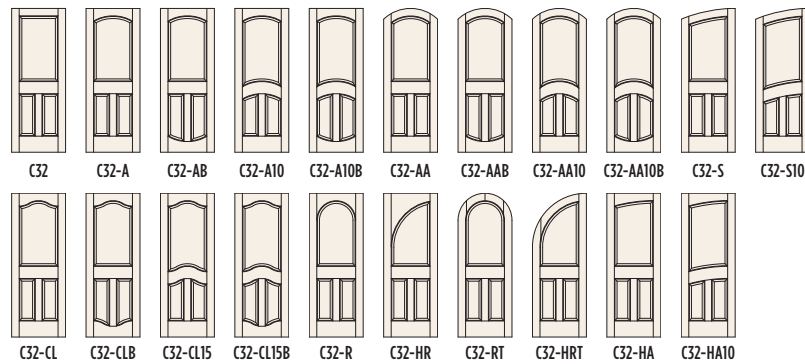
C31 RED OAK

3 PANEL TRADITIONAL



C32 FIR

3 PANEL ALTERNATE 1

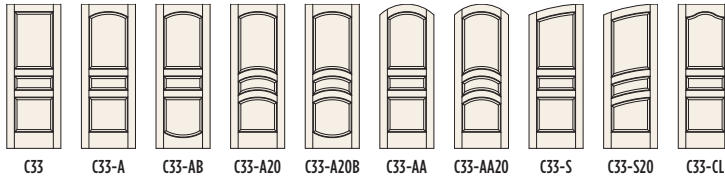


1-3 Panel Designs




C33 RED OAK

3 PANEL ALTERNATE 2



C33 C33-A C33-AB C33-A20 C33-A20B C33-AA C33-AA20 C33-S C33-S20 C33-CL

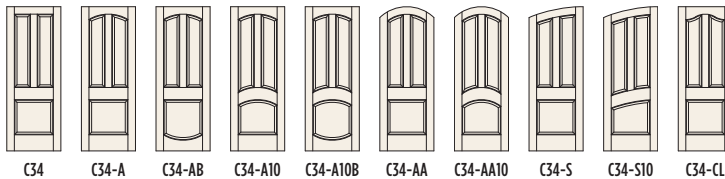


C33-CLB C33-CL25 C33-CL25B C33-R C33-HR C33-RT C33-HA C33-HRT C33-HA20



C34 POPLAR

3 PANEL ALTERNATE 3



C34 C34-A C34-AB C34-A10 C34-A10B C34-AA C34-AA10 C34-S C34-S10 C34-CL

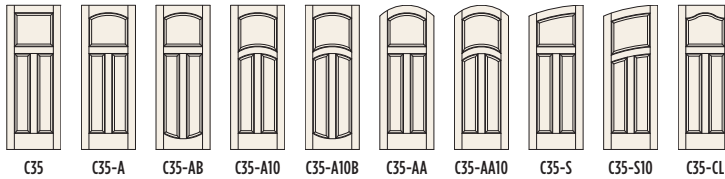


C34-CLB C34-CL15 C34-CL15B C34-R C34-HR C34-RT C34-HRT C34-HA C34-HA10




C35 CHERRY

3 PANEL MISSION



C35 C35-A C35-AB C35-A10 C35-A10B C35-AA C35-AA10 C35-S C35-S10 C35-CL

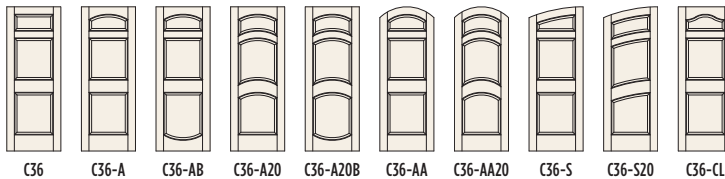


C35-CLB C35-CL15 C35-CL15B C35-R C35-HR C35-RT C35-HRT C35-HA C35-HA10




C36 FIR

3 PANEL ALTERNATE 4



C36 C36-A C36-AB C36-A20 C36-A20B C36-AA C36-AA20 C36-S C36-S20 C36-CL


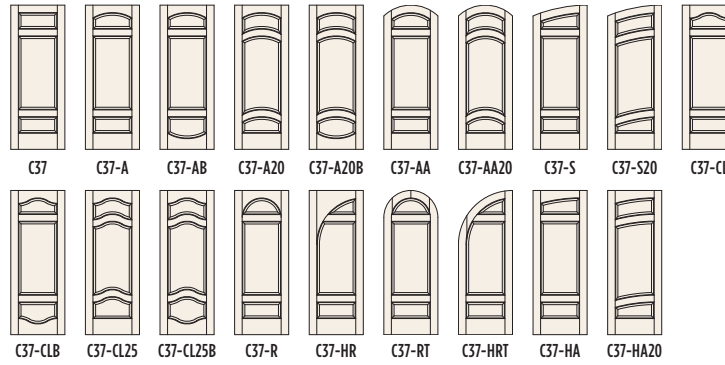


C36-CLB C36-CL25 C36-CL25B C36-R C36-HR C36-RT C36-HRT C36-HA C36-HA20



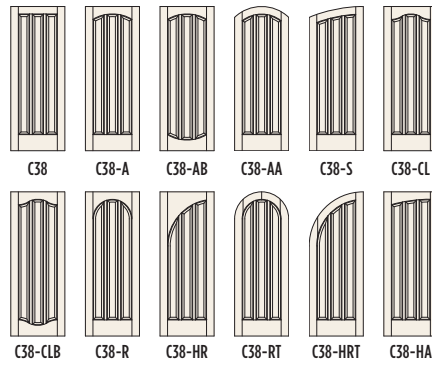
C37 PINE

3 PANEL ALTERNATE 6



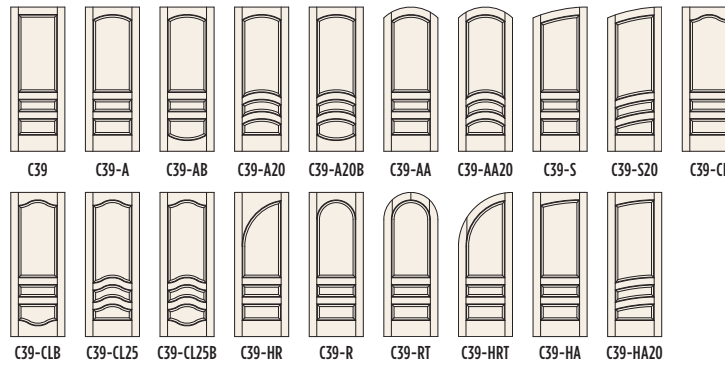
C38 MAPLE

3 PANEL VERTICAL



C39 MAHOGANY

3 PANEL ALTERNATE 5





4 Panel Designs



Door:C45 | Species: Poplar | Stain: Danish Walnut Light



Door: C422 | Species: Primed | Color: Truly Olive



Poplar

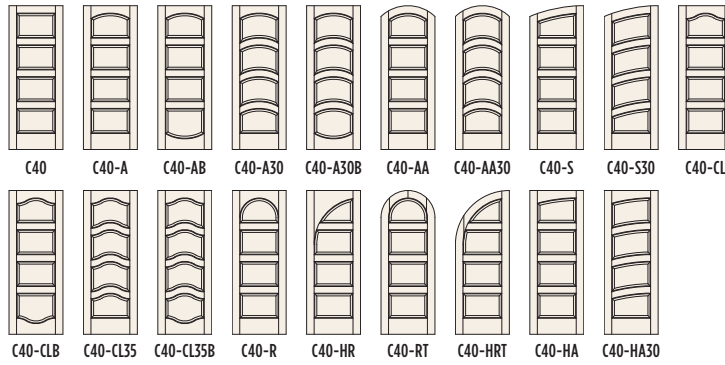
Door: C40 | Species: Mahogany Torrefied | Stain: Walnut Dark

4 Panel Designs



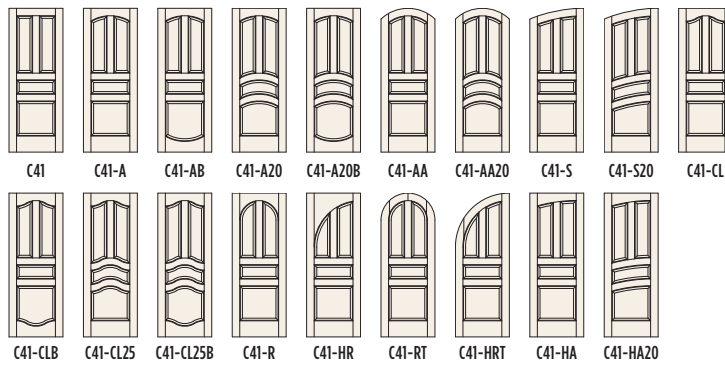
C40 CHERRY

4 PANEL EQUAL



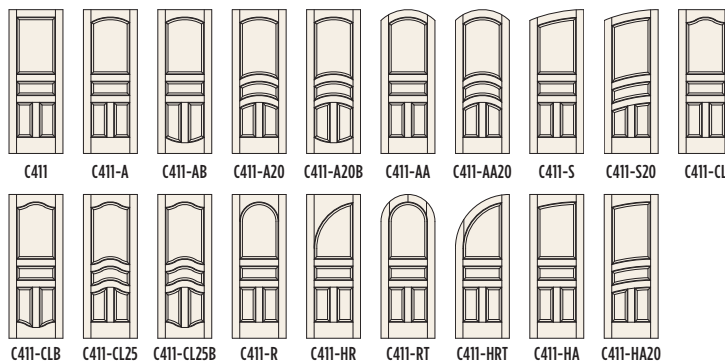
C41 MAPLE

4 PANEL ALTERNATE 1



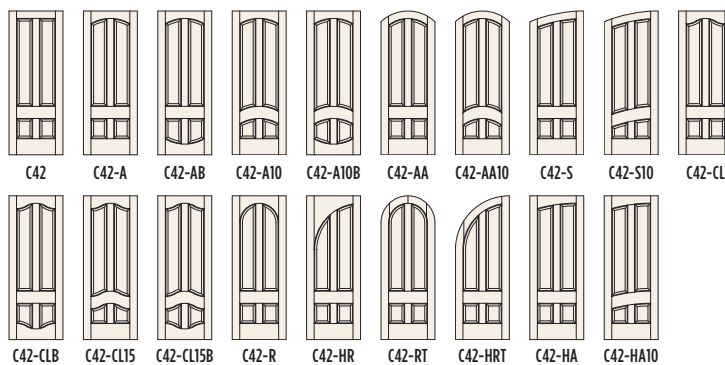
C411 PINE

4 PANEL ALTERNATE 2



C42 CHERRY


4 PANEL ALTERNATE 3





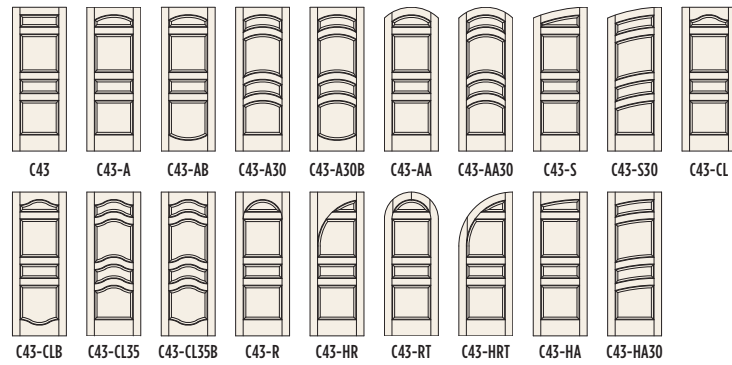
C422 KNOTTY PINE

4 PANEL ALTERNATE 4



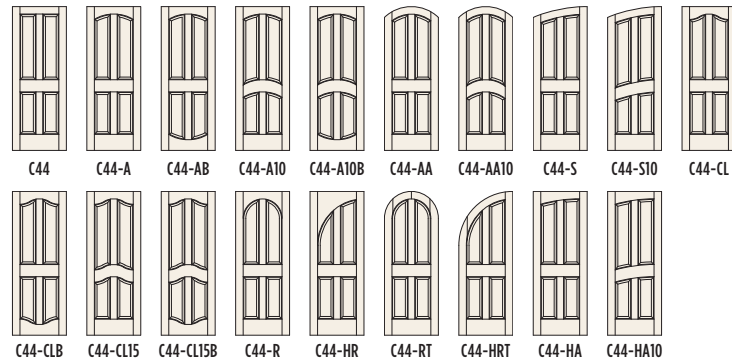
C43 MAHOGANY

4 PANEL ALTERNATE 5




C44 PINE

4 PANEL TRADITIONAL



C45 RED OAK

4 PANEL ALTERNATE 6

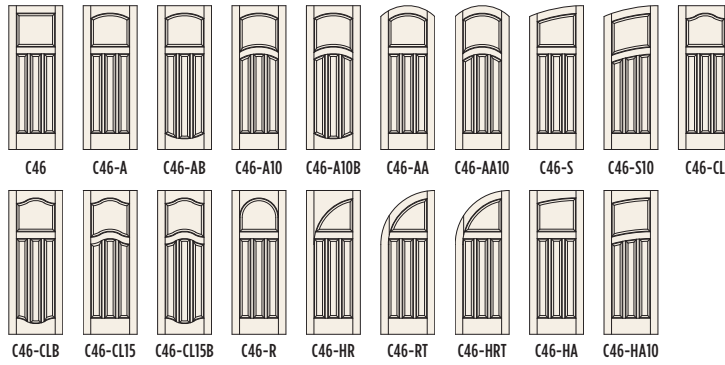


4 Panel Designs



C46 POPLAR

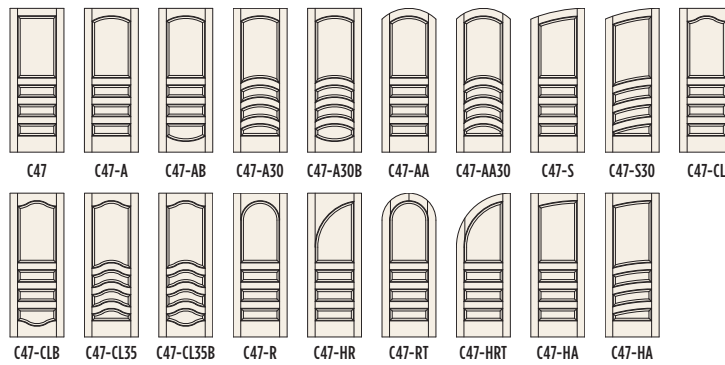
4 PANEL MISSION



4 PANEL ALTERNATE 7


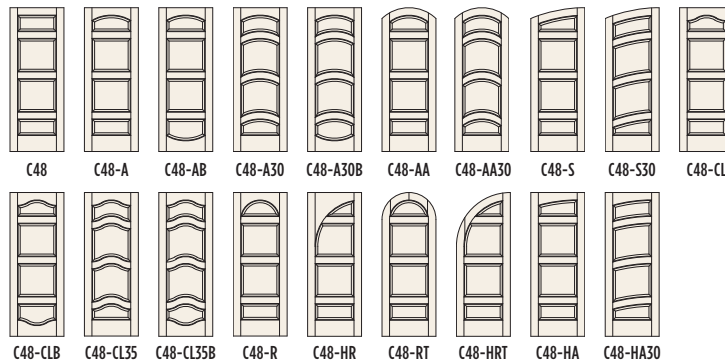


C47 FIR



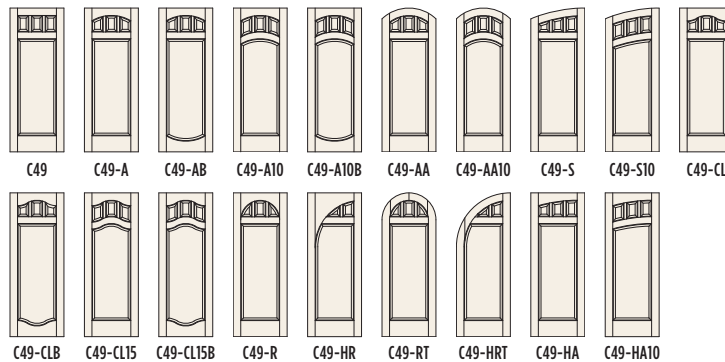
C48 POPLAR

4 PANEL ALTERNATE 8



C49 MAHOGANY

4 PANEL ALTERNATE 9





LE CHATEAU

ARTISAN

FRENCH

LOUVERS & BIFOLDS

SIDELITES & TRANSOMS



5 Panel Designs



Door: C55 | Species: Primed | Color: White



Oak



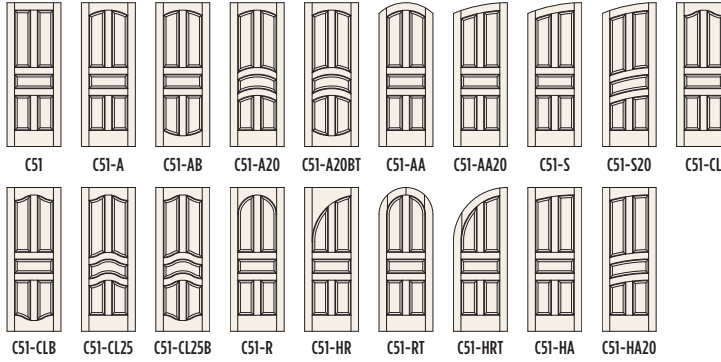
Door: C53 | Species: Pine | Stain: Teak Natural

5 Panel Designs



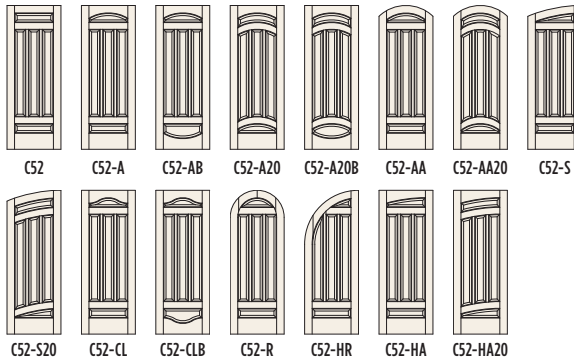
C51 KNOTTY ALDER

5 PANEL TRADITIONAL



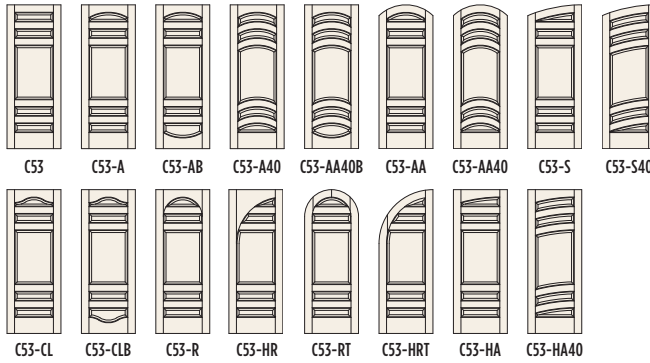
C52 PINE

5 PANEL ALTERNATE 1



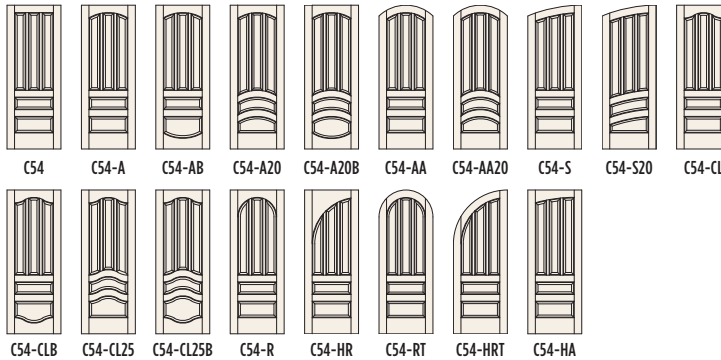
C53 RED OAK

5 PANEL ALTERNATE 2



C54 MAHOGANY

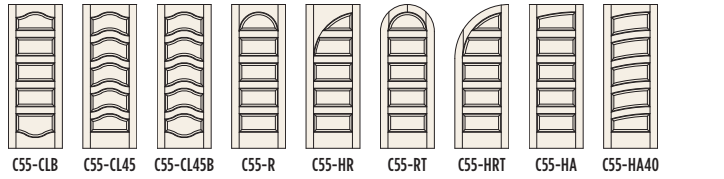
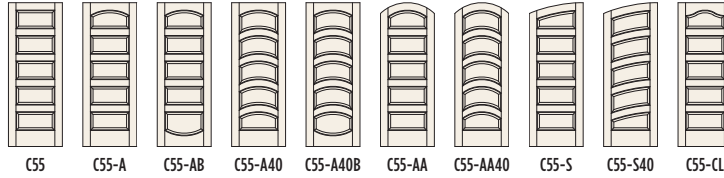
5 PANEL ALTERNATE 3





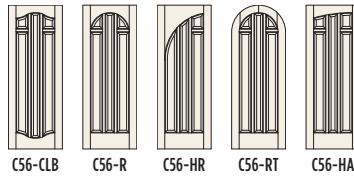
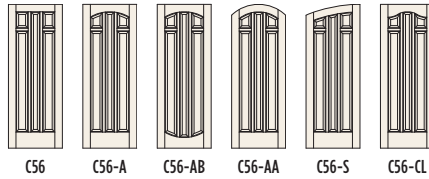
C55 FIR

5 PANEL HORIZONTAL



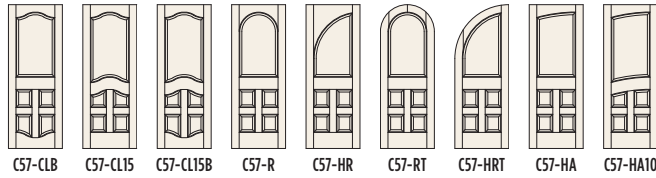
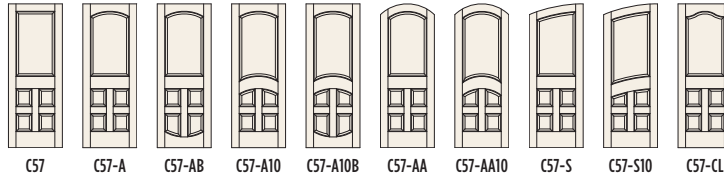
C56 CHERRY

5 PANEL ALTERNATE 4



C57 POPLAR

5 PANEL ALTERNATE 5





6 or More Panel Designs



Door: C88 | Species: Primed | Paint: White



Fir




Door: C60 | Species: Fir | Stain: Custom

6 or More Panel Designs




C60 MAHOGANY

6 PANEL HORIZONTAL



C60 C60-A C60-AB C60-A50 C60-A50B C60-AA C60-AA50 C60-S C60-S50

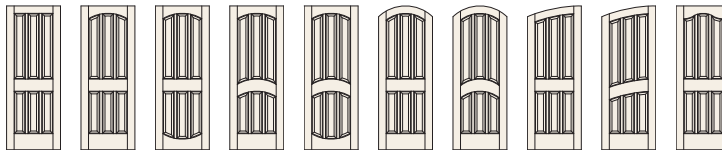


C60-CL C60-CLB C60-CL55 C60-R C60-HR C60-RT C60-HRT C60-HA C60-HA50




C61 PINE

6 PANEL VERTICAL



C61 C61-A C61-AB C61-A10 C61-A10B C61-AA C61-AA10 C61-S C61-S10 C61-CL




C61-CLB C61-CL15 C61-CL15B C61-R C61-HR C61-RT C61-HRT C61-HA C61-HA10

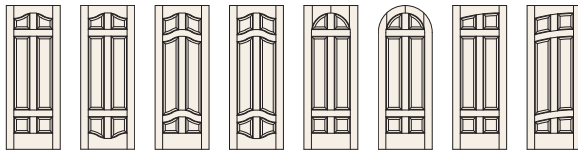


C62 KNOTTY ALDER

6 PANEL ALTERNATE 1



C62 C62-A C62-AB C62-A20 C62-A20B C62-AA C62-AA20 C62-S

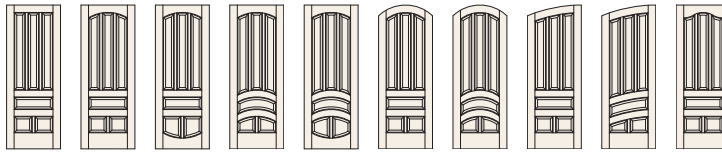


C62-CL C62-CLB C62-CL25 C62-CL25B C62-R C62-RT C62-HA C62-HA20




C63 FIR

6 PANEL ALTERNATE 2



C63 C63-A C63-AB C63-A20 C63-A20B C63-AA C63-AA20 C63-S C63-S20 C63-S20

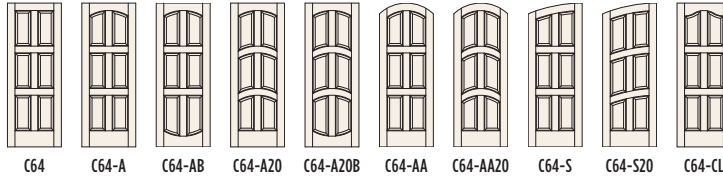


C63-CLB C63-CL25 C63-CL25B C63-R C63-HR C63-RT C63-HRT C63-HA C63-HA20

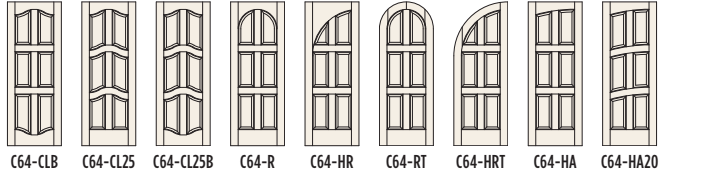


C64 MAPLE

6 PANEL ALTERNATE 3



C64 C64-A C64-AB C64-A20 C64-A20B C64-AA C64-AA20 C64-S C64-S20 C64-CL




C64-CLB C64-CL25 C64-CL25B C64-R C64-HR C64-RT C64-HRT C64-HA C64-HA20




C66 RED OAK

6 PANEL TRADITIONAL



C66 C66-A C66-AB C66-A20 C66-A20B C66-AA C66-AA20 C66-S C66-S

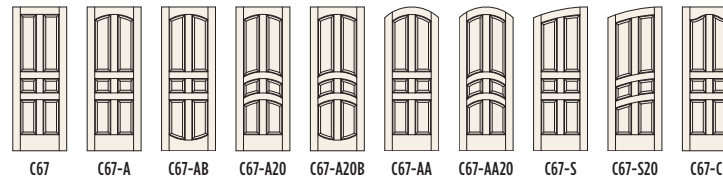


C66-CL C66-CLB C66-CL25 C66-CL25B C66-R C66-RT C66-HA C66-HA20




C67 KNOTTY PINE

6 PANEL ALTERNATE 4



C67 C67-A C67-AB C67-A20 C67-A20B C67-AA C67-AA20 C67-S C67-S20 C67-CL

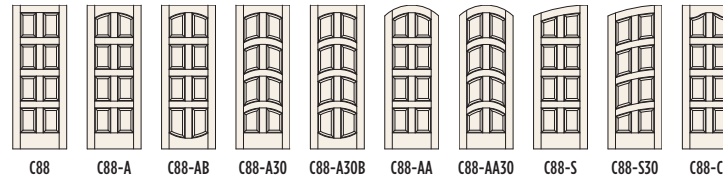


C67-CLB C67-CL25 C67-CL25B C67-R C67-HR C67-RT C67-HRT C67-HA C67-HA20




C88 CHERRY

8 PANEL



C88 C88-A C88-AB C88-A30 C88-A30B C88-AA C88-AA30 C88-S C88-S30 C88-CL



C88-CLB C88-CL35 C88-CL35B C88-R C88-HR C88-RT C88-HRT C88-HA C88-HA30

6 or More Panel Designs

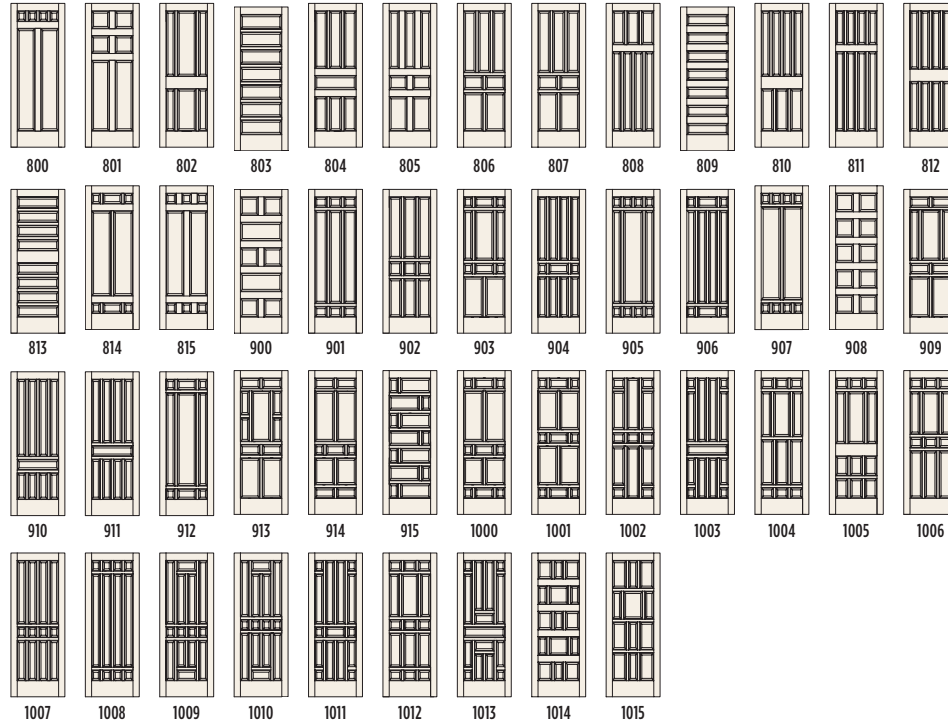


800 MAHOGANY



908 FIR

OTHER DESIGNS





LE CHATEAU

ARTISAN

FRENCH

LOUVERS & BIFOLDS

SIDELITES & TRANSOMS



Artisan



Door: 506 | Species: Hemlock | Stain: Clear | Glass: Clear



Artisan Designs



Door: 2641 | Species: Maple | Stain: Fruitwood Light | Glass: Delta Frost



Maple

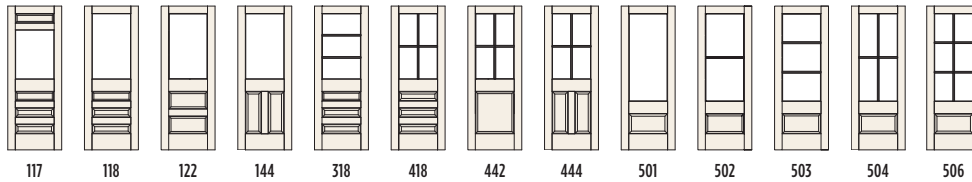


Door: 318 | Species: Maple | Stain: Fruitwood Light | Glass: Clear

Artisan Designs



543 MAPLE



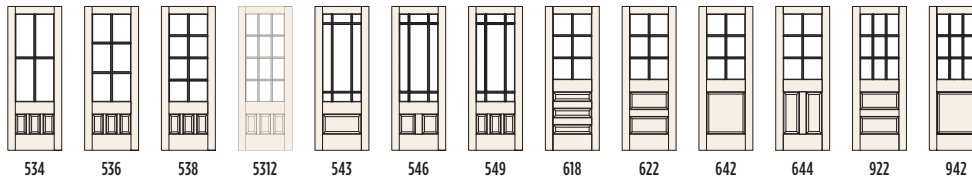
117 118 122 144 318 418 442 444 501 502 503 504 506



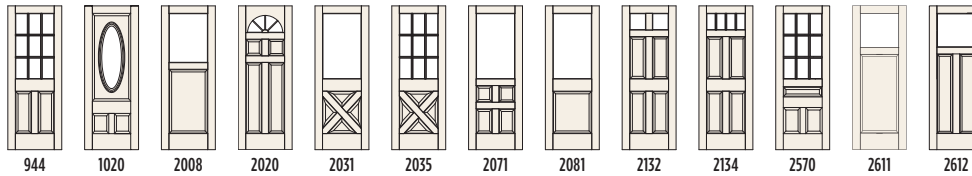
508 512 514 515 521 522 524 526 528 5212 5243 531 532



618 CHERRY



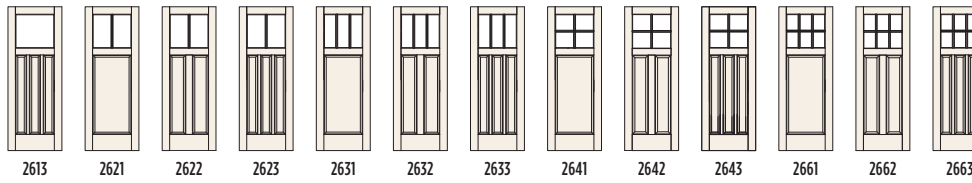
534 536 538 5312 543 546 549 618 622 642 644 922 942




944 1020 2008 2020 2031 2035 2071 2081 2132 2134 2570 2611 2612



2662 KNOTTY ALDER



2613 2621 2622 2623 2631 2632 2633 2641 2642 2643 2661 2662 2663



2691 2692 2693 2942 2943



LE CHATEAU

ARTISAN

FRENCH

LOUVERS & BIFOLDS

SIDELITES & TRANSOMS




French

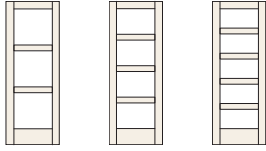


Door: 1510 | Species: Primed | Paint: White

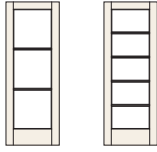
French Designs




C55 W/ GLAZING POPLAR



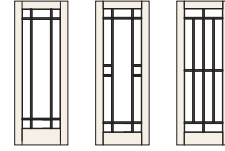
C30 W/ GLAZING 3 PANELITE, C40 W/ GLAZING 3 PANELITE, C55 W/ GLAZING 3 PANELITE.



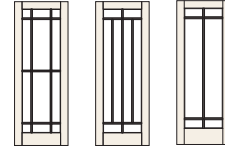
1503 1505



1509 FIR




1509 1513 1529




1523 1514 1596



1510 MAHOGANY



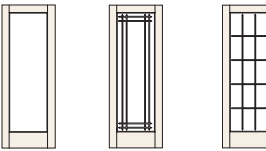
1508 1510 1510A 1510C 1515



1515A 1515C 1520 1524 1512 1518



5001 CHERRY



5001 1509-V-GROOVE 1515-V-GROOVE OR W/ CAMING OPTIONS

CAMING OPTIONS


PEWTER



GOLD



SILVER



WINE CELLAR PANTRY LAUNDRY MIRROR





LE CHATEAU

ARTISAN

FRENCH

LOUVERS & BIFOLDS


SIDELITES & TRANSOMS



French Designs



Door: 1510 | Species: Primed | Paint: White



Satin Etched (Pearl)



Door: C30 w/ Glazing / 3 Panelite. | Species: Primed | Paint: Ultra Bright White



Louver Doors & Bifolds



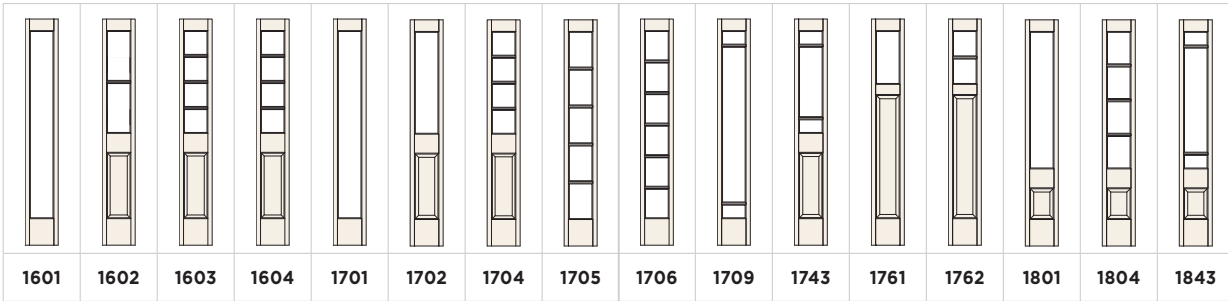
Door: Louver over Louver | Stain: Early American Medium



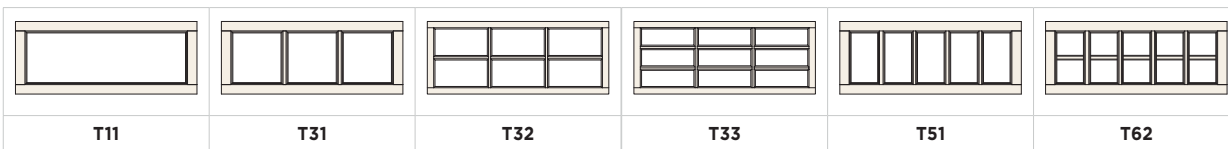
Sidelites & Transoms



SIDELITES



TRANSOMS



Custom transom designs are also available



Louver Designs & Bifold



Louver over Louver
Primed w/ Plantation slats



Louver over Panel
Pine w/ Plantation slats



Panel over Louver
Primed w/ Standard slats



Full Louver
Pine w/ Standard slats



Louver over Louver Bifold
Primed w/ Plantation slats



Louver over Panel Bifold
Pine w/ Plantation slats



Panel over Louver Bifold
Primed w/ Standard slats



Full Louver Bifold
Pine w/ Standard slats

Door: Plantation Louver over Louver bifold and Plantation Louver over panel | Species: Pine | Stain: Teak Natural

Wood Options

From the rich elegance of walnut to the rustic charm of knotty pine, we have the wood species to achieve the look that defines your style. Choose from 19 stain-grade species or expand your options by having your door primed and ready to paint.





MAPLE



CLEAR
ALDER



HEMLOCK



PINE



MAHOGANY



MAHOGANY
TORREFIED




FIR



FIR
TORREFIED



KNOTTY
ALDER



MAPLE
TORREFIED

Glass

Crystal-clear, opaque, patterned or plain, the glass you choose should be a reflection of your personal taste. We offer the widest array of glazing options in the industry, making it easy to achieve the look and level of privacy you desire.



CLEAR



GREY TINT*



FLEMISH



WARWICK



WATERGLASS*



GLUE CHIP



EVERGLADE



MASTER CARRÉ*



MORISCO



CLASSIC AQUATEX



HAMMERED



RAIN



NARROW REED



MAYFLOWER

* Available only for interior doors

Many designs are available with beveling, insulated glass (ig) and low-e options.



BAMBOO*



OBSCURED (PEAR)



SATIN ETCHED (PEARL)



DELTA FROST



AUSTIN



SCREEN*



FROSTED




WHITE LAMINATE*

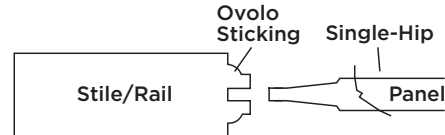
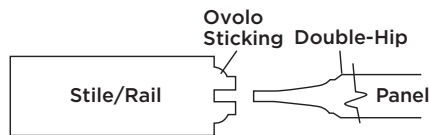
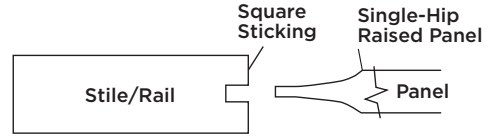
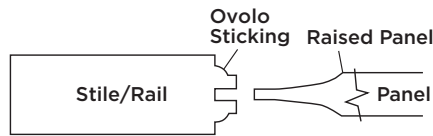
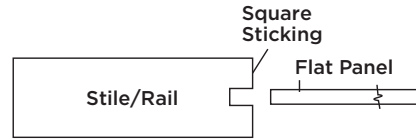
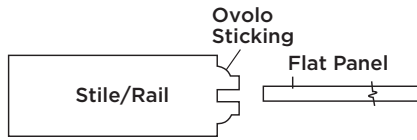


MIRROR*

PRIVACY RATING GUIDE



Panel & Sticking Options



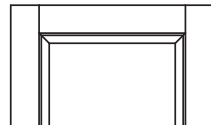
PANEL STANDARDS	1-3/8" Door	1-3/4" Door	Construction
Flat Panel	standard: 1/2" upgrades: 3/4"	standard: 1/2" upgrades: 3/4"	standard: veneered * upgrades: solid available most models
Raised Panel	standard: 3/4" upgrades: 1-1/8"	standard (interior): 3/4" standard (exterior) & upgrades: 1-1/8"	standard: veneered * upgrades: solid available most models
Single-Hip Panel	9/16"	9/16"	Solid
Double-Hip panel	standard: 3/4" upgrades: 1-1/8"	standard (interior): 3/4" standard (exterior) & upgrades: 1-1/8"	Solid

*Knotty Alder standard is solid and not available in raised panel

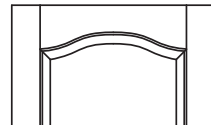
Design Details

DOOR TOPS

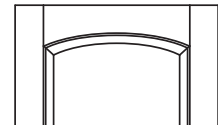
Complement your home's unique architectural details with distinct door tops. Choose from straight-top, semi-circular or arched-top options.



STANDARD



CLASSIQUE




ARCH

*NOTE: Round-round and half-round round are not available in Torrefied.



SEGMENT



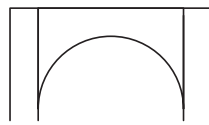
HALF CLASSIQUE



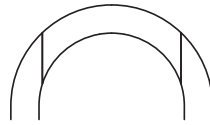
HALF-ARCH



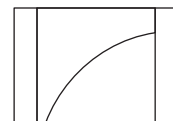
ARCH-ARCH



ROUND



ROUND-ROUND*



HALF-ROUND

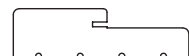


HALF-ROUND ROUND*


INTERIOR JAMBS & EXTERIOR FRAMES



DOUBLE-RABBET JAMB
(4 9/16" & 6 9/16")



SINGLE-RABBET JAMB
(4 9/16" & 6 9/16")



FLAT JAMB
(4 9/16" & 6 9/16")

JAMB OPTIONS	All Square Tops (Arch, Half-arch, Classique, Half Classique and Round top rails)	All Rounded Tops (Segment, Arch-arch, Round-round, Half- round top rails)
Torrefied	All	Segment, Arch-arch and Half round-top
Mahogany	Heads and legs available	All
All Other Species	No	All
Fire-Rated	All	All

Performance Options

Fire Rating – High Performance

Masonite carries a full line of fire-rated doors and jambs. They range from 20- (negative and positive), 60- and 90-minute/rated models in sizes up to 4/0 width and 8/0 height and are available in a range of custom sizes and designs, with either a primed paint finish or a choice of 15 different species of stain-grade.

Benefit from the advantages of using a single source for all your fire-rated door requirements. It's no longer a choice between form and function because Masonite's fire-rated door products afford your clients the peace of mind they need and the great looks they want.

FIRE-RATED DOOR SPECIFICATIONS

RATING	CAT.	MAXIMUM SIZE OPENING				PANEL PROFILE	PREFIT	AVAILABLE TOP RAIL SELECTION	STANDARDS COMPLIANCE	
		Single		Double						
		W	H	W	H					
20-minute	A	48"	96"	84"	96"	Flat, Raised (SH), V-Groove (SH & DH)	0°: Prefit ≤ ¼" 3°: 3°-0" only	Square top door only with arched, classique or round-round panel	Both positive and neutral, UL 10(c), UBC 7-2 (1997) Part 1, NFPA 252, ASTM E2074-00	
	B	48"	96"	-	-					0° and 3°: Prefit ≤ ¼"
60-minute	A	48"	96"	84"	96"		0°: Prefit ≤ ¼" 3°: 3°-0" only		Square top door only with arched, classique or round-round panel	Both positive and neutral, UL 10(c), UBC 7-2 (1997) Part 1, NFPA 252, ASTM E2074-00, ASTM E152-81a
90-minute	A	48"	96"	-	-					Both positive and neutral, UL 10(c), UBC 7-2 (1997) Part 1, NFPA 252, ASTM E2074-01, ASTM E152-81a

Category A: Masonite's category A doors are manufactured with a sealing system concealed into the edges of the door.

This means that no additional edge-sealing system is required between the door and frame.

Category B: These doors require an additional edge-sealing system between the door and frame.

Warranty Summary

	Interior Doors	Exterior Doors	DuraStyle Exterior- Wood Doors with AquaSeal- Technology	DuraStyle Exterior- Wood Doors with AquaSeal- Technology Torrefied Species
Warp	1 Year	1 Year	5 Years	20 Years
Panel Splits & Stile and Rail Separation	1 Year	1 Year	5 Years	20 Years
Delaminations of Stiles / Rails	1 Year	1 Year	5 Years	20 Years
Rotting	NONE	NONE	NONE	20 Years
Non-Insulated Glass	1 Year	1 Year	NONE	NONE
Insulated Glass	NONE	1 Year	NONE	20 Years
Masonite-Applied Coatings	1 Year	1 Year	20 Years	1 Year



Care & Finishing

Failure to follow any portion of these instructions voids any manufacturer warranty. These instructions may be updated from time to time. The most updated version is available on Masonite.com.

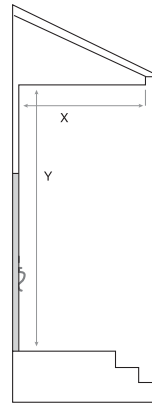
HANDLING AND STORAGE

1. Do not walk on or drag doors and handle with clean gloves.
2. When products are received, they must be inspected immediately for quality, including correct size, machining, and finish (if factory finished).
3. Unfinished doors and frames must be finished within 3 days of delivery to job site with a national brand interior or exterior grade paint or stain.
4. Prior to installation, the door/unit shall be stored so that it is not exposed to the elements or allowed to sit in a damp area or standing water (must be between 25% - 55% relative humidity and 50 degrees F (10 degrees C) - 90 degrees F (32 degrees C)).
5. When storing door slabs, keep the doors stacked horizontally and fully supported on a level surface. Do not lean the doors vertically against a wall or other structure. When stacking doors, keep the top door covered at all times with a cover sheet, plywood or cardboard.
6. Masonite ships certain products with spacers. In order to prevent product distortion, it is required that the packaging spacers remain until the product is removed to be hung.
7. Pre-hung door units should be stored vertically and secured to avoid accidentally falling over.

HANGING

1. Leave one-eighth of an inch (1/8") between the door and jamb to allow for seasonal variance.
2. The maximum amount to cut off the height is one (1) inch with a maximum of:
 - a. One-half (.5) inch off of the top
 - b. One (1) inch off of the bottom
3. The maximum amount allowed for trimming the edges is one-half (.5) inch, one-quarter (.25) from either side.
4. Doors that are less than 7' tall must have three (3) hinges. Doors above 7' tall must have four (4) hinges and a multi-point locking system is recommended.
5. Screw holes must be pre-drilled to prevent splitting and stripping.
6. All drill bits and blades must be sharp to prevent splitting and cracking.
7. Unless a Torrefied species is chosen, all Masonite Exterior Wood doors must be protected from the

elements as described below. Sun, rain and snow can break down the finish on your door and cause performance issues so the doors must be installed in accordance with the industry standards as shown below. Failure to follow these steps voids manufacture warranty.



- a. If your door faces north or east, the minimum required overhang is equal to one half of the distance from the sill to the overhang. If your door faces south or west, the minimum overhang requirement is equal to the distance from the sill to the overhang. See illustration.
- b. North or East $X = \frac{1}{2} Y$
- c. South or West $X = Y$
- d. Where X is the length of the overhang required and Y is the distance from the bottom of the door to the base of the overhang.

8. Do not hang inside of a non-vented storm door as this will cause heat build-up and void the manufacturer warranty.
9. #9: Exterior doors must be installed in a location protected from exposure to direct sun or rain under normal conditions

PREPARATION FOR FINISHING

1. Machine and hang the door before finishing, assuring a proper fit. Then remove the door slab from its opening to properly finish. Finish immediately after this step.
2. Doors must be sealed prior to installation of hardware or exposure to moisture and weather. Apply finish behind hinges in bores and mortises.
3. All doors must be sanded prior to finishing. For wood grained finishes, wiping the entire door with a damp cloth prior to sanding will produce the smoothest finish. Sand the entire surface by hand using 220 grit sand paper. This is to remove handling marks, fingerprints, and residues that may prevent a satisfactory finish. Dark stains tend to magnify blemishes and variations in wood grain. If you are staining your door a dark color, extra care needs to be given during the preparation process. This may include the need to closely inspect the door for any imperfections, dirt, residue and glue. Additional sanding may be required to assure a high quality finish.
4. Clean the door thoroughly with a dry or tacky cloth to remove all dust and foreign materials. Do not use compressed air (as water may be in the lines) or abrasive or caustic cleaners on the door.
5. It is the finisher's responsibility to assure all glass is protected prior to finishing by properly covering glass before applying paint or stain.

FINISHING, USING STAIN

1. Staining should be done in three phases: application of wood conditioner, stain (if desired for color) and 3 layers of or topcoat. These should be performed using wood conditioner, stain, and topcoat from a national brand that are selected so that they are designed to work together and by following the instructions for each product. For exterior applications, a spar varnish topcoat with UV protection is strongly recommended.
2. Other requirements for your Masonite Wood Doors:
 - a. All six (6) sides of the door must be finished. The edges (top, bottom and sides) should be coated with each and every coat that is applied to the face of the door.
 - b. Doors must be lightly sanded with the grain of the wood, cleaned, and allowed to dry before each step in finishing.
 - c. Make sure stain gets into all joints, including around lites and panels.
 - d. Closely inspect doors for consistent color after applying stain and before applying topcoat. Note that wood is a naturally occurring substance so no color match will be perfect. This is not a defect.
 - e. Immediately remove tape or protective film on glass after applying final layer of topcoat. Do not use razors on glass as this may scratch the glass.
 - f. Masonite Exterior Wood doors should be cap beaded with silicone around all panels.

FINISHING, USING PAINT

1. Painting should be done in two phases: application of two (2) coats of primer and two (2) coats of paint. These should be performed using primer and paint from a national brand that are selected so that they are designed to work together and by following the instructions for each product. For exterior applications, a marine-grade paint is strongly recommended.
2. Other requirements for your Masonite Wood Doors:
 - a. All six (6) sides of the door must be finished. The edges (top, bottom and sides) should be coated with each and every coat that is applied to the face of the door.
 - b. Doors must be allowed to dry before each step in finishing.
 - c. Make sure primer and paint gets into all joints, including around lites and panels.
 - d. Immediately remove tape or protective film on glass after painting. Do not use razors on glass as this may scratch the glass.
 - e. Masonite Exterior Wood doors should be cap beaded with silicone around all panels.

MAINTENANCE

1. Simple, periodic maintenance is required to keep your door looking fresh and operating properly. There is no set schedule for maintenance including refinishing, but here are signs that can be seen in the finish that indicate maintenance is needed:
 - a. Hairline cracks
 - b. Color changes
 - c. Flaking or scaling
 - d. Dullness or chalkiness
 - e. Cracked paint or varnish at component joints
 - f. Darkening areas of the wood grain
 - g. Scratches, mars or physical damage of the finishing
2. General timing guidelines follow:
 - a. Penetrating oil stains are easy to apply with a wipe-on application but will provide a maximum of 1-year protection before these will need to be reapplied even with additional top coats of varnish.
 - b. Pigmented stain exterior varnishes (spar varnishes) will take 2 - 4 coats but may last two to three years.
 - c. The life of an exterior paint or varnish will depend on its exposure to high humidity, precipitation, and direct sunlight. Exterior finishes may last 2-3 years under ideal conditions and protection, but if exposed to frequent direct sunlight the finish can start to deteriorate within the first year.

REMINDERS AND TIPS

1. Do not use dark colored stains or paints on doors exposed to sunlight, as some expansion and contraction of doors may occur and accelerates the breakdown of finishes causing more frequent maintenance. Doing this will void any manufacturer warranty.
2. Wood is a naturally occurring product. Color and grain variations are part of the beauty of wood and are not defects. Wood doors will also fade in color over time. This will be accelerated with sun and water exposure and will be most apparent on dark wood types. Finishing with UV resistant finishing will help delay, but not completely remove, this effect.
3. Glass cleanup. Do not use a razor blade to clean glass. Standard glass cleaners can be used to clean smooth surfaces. For textured surfaces, paint thinner or a melamine sponge eraser can be used.

**DOORS
THAT
DO
MORE**TM



[masonite.com](https://www.masonite.com)