

GSA.

Guelph
School
of
Art



Cover Art by: Abby Nowakowski

CLASSES & WORKSHOPS

TABLE OF CONTENTS

DIRECTOR'S NOTE	3
CALENDARS: JANUARY & FEBRUARY	4
CALENDARS: MARCH & APRIL	5
STUDIO & SOCIAL MEDIA INFO	5
ROOM RENTALS	5
DEMOS.....	7
ADULT DRAWING CLASSES	8
EXPERIMENTAL DRAWING	8
DRAWING FOR BEGINNERS: DAYS	8
LIFE DRAWING: EVENINGS	9
LIFE DRAWING: DAYS	9
DRAWING FOR BEGINNERS: EVENINGS	9
PORTRAIT DRAWING	10
COMPOSITION BOOTCAMP	10
ADULT PAINTING & SPECIAL INTEREST CLASSES	11
WATERCOLOUR FOR BEGINNERS: EVENINGS @ NAC	11
OPEN STUDIO	12
OPEN STUDIO @NAC	12
INTRO TO PAINTING: DAYS	12
INTRO TO PAINTING: EVENINGS	13
WATERCOLOUR FOR BEGINNERS: DAYS	13
ACRYLIC: POUR YOUR HEART OUT	14
ACRYLIC: A TASTE OF ABSTRACTION	14
PORTRAIT PAINTING IN A DIGITAL AGE	15
PRINTMAKING FOR TEENS!	15
INTAGLIO PRINTMAKING	16
WORKSHOPS.....	17
MAKE & TAKE FRIDAYS.....	17
LIFE DRAWING COSTUME SERIES	18
CALLIGRAPHY: BRUSHLETTERING	18
A SKETCHBOOK WORKSHOP	19
FABRIC MARBLING	19
LINO PRINTING	20
CALLIGRAPHY: UNCIALS & CELTIC KNOTS	20
BRILLIANT FLORALS @ NAC	21
SCULPTING WITH POLYMER CLAY	22
MINDFUL MENDING	22
YOUTH PROGRAMS.....	23
YOUNG ARTISTS ONE: AGES 5-7.....	23
YOUNG ARTISTS TWO: AGES 8-10.....	23
YOUNG ARTISTS THREE: AGES 10-13.....	23
KIDS CAMPS & WORKSHOPS.....	24
MODELING CLAY WORKSHOP.....	24
AIR DRY CLAY WORKSHOP	24
PA DAYS.....	25
MARCH BREAK CAMP.....	25
EXTENDED CARE	25
ART PARTIES.....	26
INSTRUCTOR BIOS.....	27
CANCELATIONS / REFUND POLICY	32
FEES / MATERIALS / FAQ	32

DIRECTOR'S NOTE

Hello and Happy New Term!

First, I'd like to take this opportunity to thank the Guelph School of Art community of new and returning students, as well as instructors for their warm welcome into my new role as Director. I truly appreciate all your kind words and support!

I also want to acknowledge some changes you may notice this term in a few different areas. You may notice that there has been a small price increase to most of our classes. We have not raised our prices for a few years and we found it is finally necessary in order to keep up with our operating costs, material costs and ensure our experienced Instructors continue to be paid fairly. Our prices remain competitive, compared to similar art educational classes or institutions and we remain dedicated to providing the best programming possible.

In terms of accessibility, we have more classes to offer at the Necessary Arts Company. We understand our stairs can be a challenge, so we've increased the number and variety of classes taking place at 85 Wyndham St to better accommodate a variety of students' needs.

We are also excited to introduce classes in Printmaking with our cover artist Abby Nowakowski. Abby will be teaching a variety of printmaking techniques as courses and workshops (for teens and adults!) so be sure to take a look at them throughout the brochure.

I'm looking forward to seeing all of you in the studio this Winter and I hope you are just as excited as I am with what we have planned for this season.

Sincerely,

Laura Harrison

GSA Director

email: gsa@wyndhamartsupplies.com

HOW TO REGISTER

Don't let the class you want get canceled, register early. It is recommended you register at least two weeks prior to the first class. Once we have met our minimum enrollment we are happy to take late registrations should space still be available. Payment in full is required for registration. When registering please have an emergency contact name and any notes (allergies, medical conditions, special needs) ready for our registration process.

In Person- Visit us at Wyndham Art Supplies, 9 am – 6 pm, Monday through Saturday and 12 – 4 pm on Sundays. We accept cash, debit, gift certificates and VISA & Mastercard.

By Phone- Using your VISA or Mastercard

Online- Using your VISA, Mastercard or Paypal

CHECK YOUR CALENDAR! REGISTRATIONS ARE FINAL SALE!

Please see our cancellation policy and other info on the inside back cover

JANUARY

Monday	Tuesday	Wednesday	Thursday	Friday	Saturday	Sunday
		NEW YEARS DAY	WINTER BREAK SESSION B	WINTER BREAK SESSION B		
6	7	8	9	10	11	12
		W/C @NA 7-9:30	OPEN STUDIO 9:30-12:30	M&T: UPCYCLE 7-9		
13	14	15	16	17	18	19
	INTRO PAINT 10-1	DRAW 1-4	OPEN STUDIO 9:30-12:30		YA1,2,3 A 9-4	
	DRAW @NA 6:30-9:30	W/C @NA 7-9:30	TEEN PRINT 6-8		COSTUME @NA 10-4	COSTUME @NA 10-4
20	21	22	23	24	25	26
	INTRO PAINT 10-1	DRAW 1-4	OPEN STUDIO 9:30-12:30		YA1,2,3 A 9-4	
LIFE DRAW 7-9	DRAW @NA 6:30-9:30	PORTRAIT 6:30-9:30 W/C @NA 7-9:30	TEEN PRINT 6-8		COSTUME @NA 10-4	COSTUME @NA 10-4
27	28	29	30	31		
LIFE DRAW 7-9	INTRO PAINT 10-1 DRAW @NA 6:30-9:30	DRAW 1-4 PORTRAIT 6:30-9:30 W/C @NA 7-9:30	OPEN STUDIO 9:30-12:30 FLUID 1-4 TEEN PRINT 6-8	PA DAY CAMP 9-4		

FEBRUARY

Monday	Tuesday	Wednesday	Thursday	Friday	Saturday	Sunday
					YA1,2,3 A 9-4	SPEEDBALL DEMO 1-3
3	4	5	6	7	8	9
LIFE DRAW 7-9	INTRO PAINT 10-1 DRAW @NA 6:30-9:30	DRAW 1-4 PORTRAIT 6:30-9:30 W/C @NA 7-9:30	OPEN STUDIO 9:30-12:30 FLUID 1-4 TEEN PRINT 6-8	M&T: JEWELLERY @NA 7-9	YA1,2,3 A 9-4	BRUSHLETTER 1-4
10	11	12	13	14	15	16
LIFE DRAW 7-9	INTRO PAINT 10-1 DRAW @NA 6:30-9:30	DRAW 1-4 PORTRAIT 6:30-9:30 W/C @NA 7-9:30	OPEN STUDIO 9:30-12:30 FLUID 1-4 TEEN PRINT 6-8		YA1,2,3 A 9-4 CLAY 4:30-6	
17	18	19	20	21	22	23
FAMILY DAY	INTRO PAINT 10-1 DRAW @NA 6:30-9:30	DRAW 1-4 PORTRAIT 6:30-9:30 W/C @NA 7-9:30	OPEN STUDIO 9:30-12:30 FLUID 1-4 TEEN PRINT 6-8	LIFE DRAW 1-4	YA1,2,3 A 9-4 CLAY 4:30-6	SKETCHBOOK 10-4
24	25	26	27	28	29	
LIFE DRAW 7-9		MASTERS 12:30-3:30 PORTRAIT 6:30-9:30 W/C @NA 7-9:30	ABSTRACT 12:30-3:30	LIFE DRAW 1-4 FABRIC MARBLING 7-9	LINO PRINT 10-4	LINO PRINT 10-4

MARCH

Monday	Tuesday	Wednesday	Thursday	Friday	Saturday	Sunday
					LINO PRINT 10-4	1 LINO PRINT 10-4
2 LIFE DRAW 7-9	3 OPEN STUDIO @NA 10-1 W/C 1-3:30	4 MASTERS 12:30-3:30 DRAW 6:30-9:30	5 ABSTRACT 12:30-3:30 PAINT 6:30-9:30	6 LIFE DRAW 1-4 M&T: CLAY 7-9	7 YA 1,2,3 B 9-4	8 CALLIGRAPHY 10-4
9 PORTRAIT 6:30-9:30	10 OPEN STUDIO @NA 10-1 W/C 1-3:30	11 MASTERS 12:30-3:30 DRAW 6:30-9:30	12 ABSTRACT 12:30-3:30 PAINT 6:30-9:30	13 LIFE DRAW 1-4	14 YA 1,2,3 B 9-4	15
16 MARCH BREAK CAMP 9-4	17 MARCH BREAK CAMP 9-4 INTAGLIO 6:30-9:30	18 MARCH BREAK CAMP 9-4 DRAW 6:30-9:30	19 MARCH BREAK CAMP 9-4 PAINT 6:30-9:30	20 MARCH BREAK CAMP 9-4	21 YA 1,2,3 B 9-4	22
23 PORTRAIT 6:30-9:30	24 OPEN STUDIO @NA 10-1 W/C 1-3:30 INTAGLIO 6:30-9:30	25 MASTERS 12:30-3:30 DRAW 6:30-9:30 COMP @NA	26 ABSTRACT 12:30-3:30 PAINT 6:30-9:30	27 LIFE DRAW 1-4	28 YA 1,2,3 B 9-4	29 SCULPTURE 10-4
30 PORTRAIT 6:30-9:30	31 OPEN STUDIO @NA 10-1 W/C 1-3:30 INTAGLIO 6:30-9:30					

APRIL

Monday	Tuesday	Wednesday	Thursday	Friday	Saturday	Sunday
		1 MASTERS 12:30-3:30 DRAW 6:30-9:30 COMP @NA	2 ABSTRACT 12:30-3:30 PAINT 6:30-9:30	3 LIFE DRAW 1-4 M&T: TOTES 7-9	4 YA 1,2,3 B 9-4 FLORAL @NA 10-4	5 SCULPTURE 10-4 FLORAL @NA 10-4
6 PORTRAIT 6:30-9:30	7 OPEN STUDIO @NA 10-1 W/C 1-3:30 INTAGLIO 6:30-9:30	8 MASTERS 12:30-3:30 DRAW 6:30-9:30 COMP @NA	9 ABSTRACT 12:30-3:30 PAINT 6:30-9:30	10 GOOD FRIDAY	11 NO CLASSES	12 NO CLASSES
13 EASTER MONDAY	14 OPEN STUDIO @NA 10-1 W/C 1-3:30	15 COMP @NA	16 PAINT 6:30-9:30	17	18 YA 1,2,3 B 9-4	19 MODELLING CLAY 1-3
20 PORTRAIT 6:30-9:30	21 OPEN STUDIO @NA 10-1 W/C 1-3:30	22	23	24 PA DAY CAMP 9-4	25 MINDFUL MENDING 1-4	26
27	28	29	30			

The school is situated on the 3rd floor of our building at
125 Wyndham Street North.

Our studio space boasts plenty of natural light and architectural interest.



For a tour of our classroom drop by
Wyndham Art Supplies,
Monday through Saturday, 9am-6pm.

Visit us online @ www.wyndhamARTsupplies.com

ROOM RENTALS / LIFE MODEL SESSIONS

We are pleased to offer our studio/classroom for artists and groups looking for space to work in. Bookings are based on room availability. We are also happy to arrange individual sittings with professional art models in our studio if our Open Life sessions don't fill your needs. Sessions are booked based on room and model availability.

All fees must be paid in advance to book the space. Please contact the GSA Director for further details and pricing.

FREE DEMOS!

SPEEDBALL SCREENPRINTING DEMO *with Maureen DaSilva*

SUNDAY, FEB. 2, 1-3 PM.



Join Speedball Demo Artist and printmaker, Maureen Da Silva as she shares her passion and excitement for the art of printmaking. This two-hour lecture and demonstration will provide attendees with in-depth information about the screen printing process from preparing a screen to printing the image. Learn about the wide range of Speedball inks, tools and accessories, giving insight to each product's use and attributes. This demo is ideal for the beginner seeking the experience of pulling a print or the skilled printmaker looking to learn new tips and tricks!

ACRYLIC MEDIUMS DEMO!

DATE TBD, 1-3 PM.



These demos are free but pre-registration is required due to limited space.

ADULT DRAWING CLASSES

EXPERIMENTAL DRAWING @ NAC

with Karen Kesteloot

6 WEEKS, TUESDAYS, JAN. 14 – FEB. 18, 6:30 – 9:30 PM, \$240 + HST



Necessary Arts Company is located

84 Wyndham St N (in the Walkway)

www.necessaryarts.ca

Grow your creativity by exploring unconventional drawing techniques and experimenting with unusual approaches. Students will be introduced to drawing with atypical tools and be shown unusual ways to use traditional media. Experiment with drawing using a sense of touch, movement, expression and put forth your inner vision in a unique way. All skill levels welcome.

Materials: Ink; Charcoal sticks; oil pastel; graphite stick; stainless steel palette knife; spray bottle; syringe; chalk stick; a few sheets of heavy paper (such as Mayfair, watercolour, or mixed media paper); cotton cloth; 2 sheets of Yupo Paper. Some extra materials will be provided.



BEGINNER DRAWING: DAYS

with Vita Keeling







6 WEEKS, WEDNESDAYS, JAN. 15 – FEB. 19, 1-4 PM, \$200 + HST

This beginner drawing course uses traditional and conceptual methods to teach observational and technical skills. Instruction will be supported by demonstrations and examples of tools including: tonal value, measurement and proportion, contour drawing, perspective and expressive mark-making. Discover your own strengths and preferences through hands-on studio work.

Materials: A range of drawing pencils (from HB to 6B); assorted charcoal sticks (willow or vine); kneadable eraser; white eraser; x-acto knife; ruler; bull dog clips; assorted conte sticks (1 each: black, white, sanguine); medium sized sketchbook (9x12 or larger) with 80lb drawing paper for dry and wet media; Newsprint pad 18"x24".



Recommended Skill Level Legend:

 Beginner	  Intermediate	   Experienced
---	---	--

LIFE DRAWING: EVENINGS **no instructor*

☾ 6 WEEKS, MONDAYS, JAN. 20 – MAR. 2, 7 – 9 PM, \$120 + HST
*no class FEB. 17 (Family Day)

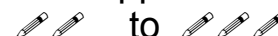
LIFE DRAWING: DAYS **no instructor*

☀ 6 WEEKS, FRIDAYS, FEB. 21 – APR. 3, 1 - 4 PM, \$120 + HST
*no class MAR. 20 (March Break)

Drop Ins will be considered once minimum enrollment has been met, for \$20 per session

Artists will work from a live, nude model in the medium and style of their choice. The group will work from a predetermined pose schedule which begins with a series of short warm-up poses before settling into longer, sustained poses. A group facilitator will help direct the range and length of poses. We hire professional models in a variety of ages, genders and body types. Recommended for those with previous drawing experience. Students under 18 years of age will require parental or guardian consent.

Easels, drawing boards and clips will be provided but please bring your own supplies.



DRAWING FOR BEGINNERS: EVENINGS *with David Caesar*

6 WEEKS, WEDNESDAYS, MAR. 4 – APR. 8, 6:30-9:30 PM, \$200 + HST

Learn how to draw stuff! This class will start with basic observation techniques and then move on to fundamental principles. We will draw objects in perspective, learn about light and shadow, and use various mark-making techniques to realistically render our subject matter. Personal guidance will be available throughout the course as we put our techniques into practice!

Materials: Graphite pencils (HB, 2B, 4B); kneadable eraser; white eraser; medium sized sketchbook (11x14 or larger); 12" metal ruler. Optional (not required for the first class): 18"x24" grey drawing paper; black and white conte; any other wet or dry medium of your choice.



PORTRAIT DRAWING: EVENINGS

with David Caesar

6 WEEKS, MONDAYS, MAR. 9 – APR. 20, 6:30-9:30 PM, \$215 + HST

*no class APR. 13 (Easter Monday)

This course is great for teens and adults or anyone looking to build a portfolio. Learn the art and science of portraiture in this fun and challenging class. We will cover basic structure and proportions of the head using measuring techniques and make our portraits come alive with light, shadow and colour. We will work from life and from photos, until the last class where you will work from a live model to bring it all together.

Materials: sketchbook (11x14 or larger); 0.5 technical pencil or HB pencil and sharpener; kneadable eraser; white eraser; 12" stainless steel ruler.



COMPOSITION BOOTCAMP! @NAC

with Karen Kesteloot

4 WEEKS, WEDNESDAYS, MAR. 25 – APR. 15, 6:30-9:30 PM, \$140 + HST



Necessary Arts Company is located

84 Wyndham St N (in the Walkway)

www.necessaryarts.ca

Feel more confident in your artwork by gaining a better understanding of composition. Take the mystery out of strongly composed art and learn how to create balanced, thoughtfully designed images with visual impact. Learn how to direct the viewer's eye around your picture using colour, shape, texture, value and contrast. Design new pieces and troubleshoot existing pieces under the guidance of portfolio expert Karen Kesteloot! All experience levels and materials are welcome in this course.

Materials: Chalk pastel; Oil pastel; graphite stick; charcoal stick; white, black, and grey conte; ink; flatwash brush; assorted sheets of grey paper, plus white and black; pencil; sketchbook; tracing paper. Optional: any media you prefer such as watercolour, gouache, acrylic paint, pencil crayon etc. Some other materials will be provided.



ADULT PAINTING & SPECIAL INTEREST CLASSES



ACCESSIBLE ART CLASSES
@ NECESSARY ARTS COMPANY!
(Indicated as: “ @ NAC ”)

No stairs to climb here!

Located at 84 Wyndham St N
(the walkway between Baker St. lot & the post office)
www.necessaryarts.ca

The Guelph School of Art is pleased to be offering some classes at Necessary Arts.
Please register with the Guelph School of Art at Wyndham Art Supplies.

WATERCOLOUR FOR BEGINNERS: EVENINGS @ NAC

with Joe Swanek

8 WEEKS, WEDNESDAYS, JAN. 8 – FEB. 26, 7 - 9:30 PM, \$285 + HST

This introduction to watercolour course is designed to provide a stable foundation on which to develop your own unique visual voice. Using only 3 primary colours, students will focus on colour mixing and value charts, before moving on to complete a series of still life studies using a “paint-by-numbers” method. This process will remove the need trial and error while still encouraging individual expression.

Materials: Winsor and Newton Artist Watercolour - Winsor (Phthalo) Blue Red Shade, Transparent Yellow, Permanent Rose; #8 round watercolour brush (good quality); folding palette; 140lb watercolour paper (Arches or similar quality) - 1 sheet to start; masonite 18” x 24”.

OPEN STUDIO @ GSA

with Janice Mason Steeves

7 WEEKS, THURSDAYS, JAN. 9 – FEB. 20, 9:30 AM – 12:30 PM, \$245 + HST

OPEN STUDIO @ NAC

with Eileen MacArthur

7 WEEKS, TUESDAYS, MAR. 3 – APR. 21, 10 AM – 1 PM, \$250 + HST

*no class MAR. 17 (March Break)

This course is designed for all skill levels, combining instruction, critique and independent projects. Each class will begin with a brief warm-up exercise. You will have the opportunity to develop new work and/or revisit previous work that may be unresolved. Students are encouraged to be self-directed and will be taught the skills necessary to critique their own work and the work of others. Play and experimentation is supported using various tools, mediums, materials and ideas.

Materials: Bring your own preferred materials, substrates and reference materials. (Additional supplies may be recommended on an individual basis.) Easels and drawing boards will be provided.



INTRODUCTION TO PAINTING: DAYS

with Eileen MacArthur

6 WEEKS, TUESDAYS, JAN. 14 – FEB. 18, 10 AM - 1 PM, \$200 + HST

This course is ideal for those who have never painted before, those returning to painting and those looking to hone their basic skills. We will work on paint handling techniques, colour theory, composition, perspective and more. Individual instruction will be provided to build on new and existing knowledge.

Materials: sketchbook or canvas pad (8x10" or larger); palette paper pad; brown pastel pencil; container with lid for water or solvent; rags, #4 & #8 synthetic filbert brushes; acrylic or oil paint in the following colours: Cadmium Red Medium, Cadmium Yellow Medium, Ultramarine Blue, Cobalt Blue, Titanium White, Burnt Umber. For acrylic painters - optional slow-drying medium. For oil painters - please bring an odourless solvent such as Gamsol, citrus thinner, or taltine. NO HARSH SOLVENTS IN THE STUDIO PLEASE.



INTRODUCTION TO PAINTING: EVENINGS *with Pearl Van Geest*

7 WEEKS, THURSDAYS, MAR. 5 – APR. 16, 6:30 – 9:30 PM, \$230 + HST

This course is designed for students new to painting, or with experience but looking to refresh the basics and work on essential skills. Topics will include composition, paint handling, and colour theory with specific exercises to demonstrate these skills. Students will be encouraged to bring in and work on their own ideas or projects with individual instruction and support.

Basic Materials: Sketchbook of choice (8x10 or larger); HB Pencil and eraser; one 9x12 or larger painting support of your choice; Paint Colours: Lemon Yellow, Crimson (or Primary magenta), Phthalo Blue (or Primary Cyan), Titanium White, Mars or Ivory Black. *Optional colours: Cadmium Red Medium or Light, Ultramarine Blue, Cadmium Yellow Medium, Burnt Umber. Acrylic Materials: 2-3 synthetic brushes (#4 round, #6 filbert or flat, ½-1"flat); rags; disposable palette paper or wax paper.

Oil Materials: 2-3 coarse bristle brushes (#4 round, #6 filbert or flat, ½-1"flat); rags; linseed oil; glass jar with lid; odourless solvent. Please bring an odourless solvent such as Gamsol, citrus thinner, or taltine. NO HARSH SOLVENTS IN THE STUDIO PLEASE.



WATERCOLOUR PAINTING FOR BEGINNERS: DAYS

with Vita Keeling

7 WEEKS, TUESDAYS, MAR. 3 – APR. 21, 1:30 – 4:00 PM, \$230 + HST

This class is perfect for anyone wanting to try watercolour, but unsure of where to start! Each class will include step-by-step demonstrations in various techniques including: washes, wet-on-wet, glazing, scraping and lifting. You will also learn about materials, colour mixing, basic drawing and composition. Come explore the beauty of watercolours in a relaxed atmosphere!

Materials: Plastic palette with mixing area; Watercolour paint - Cadmium Yellow Light, Cadmium Red Medium, Phthalo Blue, Burnt Sienna, Ultramarine Blue (optional colours: Cobalt Blue, Yellow Ochre, Alizarin Crimson, Scarlet Lake, Hookers Green, Phthalo Green, Burnt Umber, Dioxazine Violet); Brushes (synthetic or natural hair) - 1" flat, #8 + #6 round, #2 Rigger; 1 sheet watercolour paper- Arches 140 Cold Press (will be cut down); masking tape; paper towel; B or HB pencil; white or kneadable eraser; 1 small bottle of masking fluid; a small sketchbook.



ACRYLIC EXPLORATIONS: POUR YOUR HEART OUT

with Sonal Raje

4 WEEKS, THURSDAYS, JAN. 30 – FEB. 20, 1 - 4 PM, \$140 + HST

This course is great for anyone who wants to embrace the energy of fluid colour while learning to pour with planning and intention. Try different techniques such as straight pour, tree ring, swipe, plus variations and embellishments.

Materials: Fluid Acrylic Paints of your choice - 6 colours (small size), white and black (large size); Demco Pouring Medium - large size; gloves. Some other materials and/or tools will be provided.

 - Beginner

ACRYLIC EXPLORATIONS: A TASTE OF ABSTRACTION

with Sonal Raje

6 WEEKS, THURSDAYS, FEB. 27 – APR. 9, 12:30 – 3:30 PM, \$200 + HST

This course is great for those who are curious about abstract painting, but don't know where to start as well as experienced painters looking to try something new. Throughout the course you will work in 3 different themes: non-objective, floral, and landscape - all using the basic principles of abstraction.

Materials: Acrylic paint - Cadmium Yellow, Cadmium Red, Cerulean Blue, Phthalo Blue, Burnt Sienna, Ivory Black, Titanium White; Brushes - Round #1, 4, 8, Flat #8, 14, 20; 1-8oz container of acrylic matte medium; 1- palette or palette paper pad; sketchbook; pencils - 2B, 4B, 6B; 3 sheets 140lb watercolour paper; 3 stretched canvases 16"x20".

 - Beginner

Don't let the class you want get canceled. Register early! Register at least two weeks prior to the first class. Once we have met our minimum enrollment we are happy to take late registrations should space still be available.

PORTRAIT PAINTING IN A DIGITAL AGE

with David Caesar

6 WEEKS, WEDNESDAYS, JAN. 22 – FEB. 26, 6:30 - 9:30 PM, \$200+ HST

Take a picture - it lasts longer! This course is perfect for when you can't get anyone to sit still long enough to paint a portrait. Students will learn the process of creating realistic portraits from photographs using acrylic painting techniques that adapt to the possibilities (and limitations) of photo references. They will take inspiration from historical and contemporary artists throughout the course and personal guidance will be available as students take on their own self-directed projects. An intermediate level of drawing experience is highly recommended.

Materials: 11x14" sketchbook (or good drawing paper), 0.5 technical pencil with 2H leads, 5H drawing pencil, Fictis BM2 Eraser, 12" stainless steel ruler; one sheet graphite transfer paper; acrylic paint (recommended colours: Mars or Ivory Black, Magenta, Primary Yellow, Phthalocyanine Blue [green shade], Titanium White [large tube], other colours maybe recommended based on student's individual reference photos); 11x14" gessoed board or larger; stiff synthetic brushes (#4 filbert, 1" angle, 1 or 2 5/0 round brushes, and any other brushes in your collection); an old rag; container for water; Optional: 180 or 220 grit sandpaper.



PRINTMAKING FOR TEENS!

with Abby Nowakowski

6 WEEKS, THURSDAYS, JAN. 16 – FEB. 20, 6 - 8 PM, \$240 + HST

In this introductory printmaking course young artists will get a chance to spend each week with different printmaking techniques and materials. Students will look at the history of printmaking, explore layering and get hands-on experience with mono-print, woodcut, linocut, screenprinting and experimental combinations of these methods.

Materials: Sketchbook of your choice; Optional: A piece of fabric or a t-shirt for screenprinting. All other materials are included!



Recommended Skill Level Legend:

Beginner	Intermediate	Experienced
-----------------	---------------------	--------------------

INTAGLIO PRINTMAKING

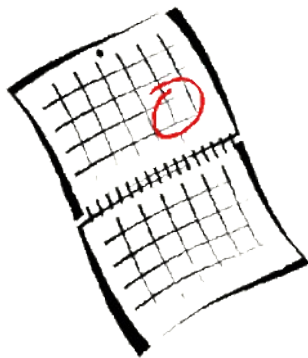
with Abby Nowakowski

4 WEEKS, TUESDAYS, MAR. 17 – APR. 7, 6:30 – 9:30 PM, \$180 + HST

In this exciting new course students will learn the foundations of drypoint (aka “intaglio”) to complete a small series of prints. It will begin with understanding and caring for materials, then move on to the basics of etching and printing intaglio plates. Great for first-time printers and artists looking to experiment with a new and versatile medium.

Materials: Sketchbook of your choice; drawing materials of your choice; 1 sheet Somerset Satin 300gsm; Optional: 1 drypoint needle. All other materials will be provided.

 to  



MARK YOUR CALENDAR!

REGISTRATIONS ARE FINAL SALE

ADULT WORKSHOPS

MAKE & TAKE FRIDAYS!

Our “Make & Take” series is back! Join us on one Friday every month for a fun and easy art experience. Each workshop will provide the inspiration and instruction to make a project from start to finish. No experience is required and all materials will be provided. (Ages 13 & up)

JANUARY: UPCYCLED PLANT HOLDERS *with Abby Nowakowski*

FRIDAY, JAN. 10, 7 - 9 PM, \$60 + HST

Let's use a bunch of rad stuff that was destined for the junkyard and make it into something special - a plant holder! You'll be surprised what a little careful cutting and a coat of paint can do! We'll use aluminum cans, wine corks, pop bottles and a little creativity to say goodbye to garbage and hello to a new home for your favourite house plant.

FEBRUARY: FUNKY JUNK JEWELLERY @NAC *with Abby Nowakowski*

FRIDAY, FEB. 7, 7 - 9 PM, \$60 + HST

Participants will experiment with a variety of materials such as steel, copper, wire, bottle caps, old fabric and more as they learn how to design and assemble earrings and pins. Students are encouraged to bring their own treasures and materials to up-cycle into wearable art!

MARCH: MODELLING CLAY MAGIC *with Maria Ibarra*

FRIDAY, MAR. 7, 7 - 9 PM, \$60 + HST

Experience the innocent pleasure of playing with clay! Join us as we learn basic techniques to make imaginative low-relief pictures. This workshop is sure to prove that plasticine isn't just for kids - and it might just be your new favourite material.

APRIL: T-SHIRT TOTES @NAC *with Abby Nowakowski*

FRIDAY, APR. 3, 7 - 9 PM, \$60 + HST

Transform your old or unwanted t-shirts into a brand new tote bag! Carry your groceries guilt-free once you learn how to design, cut, sew, and assemble your extraordinary, brand new, handmade bag. Some T-shirts will be available for use, but feel free to bring an old favourite of your own.

 to  

LIFE DRAWING: COSTUME SERIES @NAC

with Pearl Van Geest



Necessary Arts is located at
84 Wyndham St N (in The Walkway)
www.necessaryarts.ca

2 WEEKENDS, SAT. & SUN. JAN. 18 & 19, 25 & 26 10 AM – 4 PM, \$280 + HST

It's Life Drawing with a twist! Join instructor Pearl Van Geest and study from a live model in various poses and garments. Similar to an Open Life session, you will start with a series of shorter poses to warm up, then progress to longer poses, taking into account the costume of the model. You will learn to play with colour, texture and the versatility of the human form. Some drawing experience is recommended.

Materials: Newsprint pad 18"x24"; drawing pencils or graphite sticks; sketchbook of your choice; any other drawing materials and substrates you would like to work with.



CALLIGRAPHY: Modern Brushlettering for Valentines Day

with Wendy Hardy

SUNDAY, FEB. 9, 1 – 4 PM, \$45 + HST

Modern brushlettering is right on trend and very simple to learn! In this short workshop students will practice a basic brushlettering alphabet, then connect the letters to flow into words. Next you will learn to extend the letters and flourish the page to complete a hand made Valentines Day card for someone special. You will leave this workshop with a new skill, a new tool and a small project to showcase your work. All skill levels welcome.

Materials: Tombow Fudenosuke Fine (Hard Tip) brush pen; Mechanical pencil; eraser; ruler; Rhodia Lined pad.



Recommended Skill Level Legend:

Beginner	Intermediate	Experienced
-----------------	---------------------	--------------------

A SKETCHBOOK WORKSHOP

with Michael Byers

SUNDAY, FEB. 23, 10 AM – 4 PM, \$75 + HST

Spend a day with professional illustrator Michael Byers (who is rarely found without a sketchbook in hand) discussing the importance of this creative tool. It's a place to plan your ideas, express yourself, watch your progress, make mistakes and practice, practice, practice your drawing! This hands-on class will introduce materials as well as different strategies for idea-generating and imagination-building. All skill levels are welcome.

Materials: A sketchbook of your choice; your preferred drawing media - may include graphite, coloured or water soluble pencils, markers pens, etc. (Optional: Collage materials and/or photos.)

 to   



FABRIC MARBLING

with Kate Thériault

FRIDAY, FEBRUARY 28, 7 – 9 PM, \$60

The art of marbling, known as *suminagashi* ("floating ink") was originally used on paper with the practice dating back to 12th century Japan. This expressive art practice allows students to interact with, manipulate, and swirl colours into patterns. These patterns are then transferred to fabric. Participants will create intricate and unique designs and will leave with 8 - 10 pieces of fabric art to craft with or simply adore. All materials provided.

 to   

LINOPRINTING WORKSHOP

with Abby Nowakowski

SATURDAY FEB. 29 & SUNDAY MAR. 1, 10 AM – 4 PM, \$140 + HST

In this workshop students will learn all about the lino-cut process, taking their creative ideas from sketches, through carving, to prints! You will learn to make single and multi-layer prints on paper, fabric, or anything else you desire. All experience levels are welcome.

Materials: Sketchbook of your choice; drawing materials; 3 blocks of grey linoleum; one Speedball lino cutter; 2 sheets of Somerset Satin paper. Optional: Fabric for printing on. All other materials will be provided.

 to  

CALLIGRAPHY: St. Patrick's Inspired Uncials & Celtic Knots

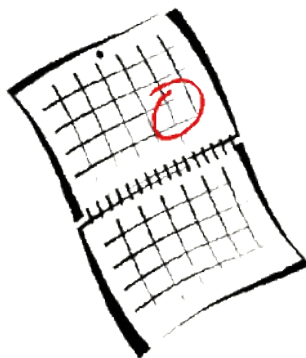
with Wendy Hardy

SUNDAY, Mar. 8, 10 AM – 4 PM, \$75 + HST

The Uncial hand is very celtic (think “The Lord of the Rings”) and also fun to use. You will begin by learning the basics of this round alphabet, before moving on to creating different celtic knot variations. Then you will use classic quotes and blessings to create your own unique project. Get yer Irish on!

Materials: Pilot Parallel Pen 3.8mm OR Speedball dip pen with C2 nib with ink; Micron 03 Black Fineliner marker (Steadtler or Copic of the same size will also work); mechanical pencil; eraser; ruler; graph paper. Lettering worksheets will be provided.

 to   



MARK YOUR CALENDAR!

REGISTRATIONS ARE FINAL SALE!

BRILLIANT FLORALS ON BLACK @ NECESSARY ARTS

with Michael Spillane

2 DAYS, SATURDAY & SUNDAY, APRIL 4 & 5, 10 AM – 4 PM, \$150 + HST



Necessary Arts is located at

84 Wyndham St N (in The Walkway)

www.necessaryarts.ca

This workshop is ideal for artists interested in botanicals, but wanting to try something different! Students will work on 2 step-by-step projects using coloured pencils and acrylic paint on an intriguing black background. Demonstrations, one-on-one instruction, and detailed handouts will guide students through techniques such as burnishing, layering, colour matching, tonal rendering and composition. Create stunning 3-dimensional drawings and learn how to combine mediums for best results.

Basic Materials: 2 sheets - Black Fabriano 680 gsm paper (cut 1 sheet into two 13x13" squares); 2 masonite boards - 14x16"; 1 sheet of white transfer paper; kneadable eraser; Tombow Mono Round 2.3mm white eraser; water container; palette or small plate; paper towels; Brushes - Princeton #0 Round brush, soft makeup brush. Acrylic paint - Cadmium Yellow, Cadmium Red, Burnt Umber;

Coloured Pencils (Faber Castell Polychromos):

FC101 White, FC123 Fuschia, FC105 Light Cadmium Yellow, FC106 Light Chrome Yellow, FC145 Light Phthalo Blue, FC170 May Green, FC102 Cream, FC115 Dk Cadmium Orange, FC226 Alizarin Crimson, FC129 Pink Madder Lake, FC127 Pink Carmine, FC125 Madder Purple Pink, FC133 Magenta, FC233 Cold Grey IV, FC272 Warm Grey III, FC278 Chrome Oxide Green, FC247 Indanthrene Blue, FC176 Permanent Green



Don't let the class you want get canceled. Register early! Register at least two weeks prior to the first class. Once we have met our minimum enrollment we are happy to take late registrations should space still be available.

SCULPTING WITH POLYMER CLAY

with David Caesar

2 SUNDAYS, MARCH 29 & APRIL 5, 10 AM – 4 PM, \$140 + HST

Let's go 3D! Looking at all the angles and the experts, we will learn what is required to bring a sculpture to life. Students will start with rough sketches and proportions, make a wire armature, then build the form with aluminum foil and finish the details with Sculpey. Smaller sculptures may be baked in the studio and even painted - time permitting. Good for beginners and more experienced artists.

Materials: sketchbook; pencils; eraser; sculpture wire; one full roll of aluminum foil; 1-2 lbs or Super Sculpey Beige or Super Sculpey Medium Blend - depending on the size of your idea; X-acto knife and metal sculpture tools - including a flat tool with slightly curved "face" and a metal dental pick or similar items; reference photos including multiple angles of the subject - for example, a front and side view of a head and face; Optional: glue gun and glue sticks.

 to  

MINDFUL MENDING

with Kate Thériault

SATURDAY, APRIL 25, 1-4 PM, \$60 +HST

Revive torn garments, reduce fashion waste and add individual flair to your wardrobe! Join textile artist, Kate Theriault of cedars + sage, for a day of meditative, artful stitching as we explore the history of this art practice and the reasons for it's current revival. This class will cover stitching techniques, and how to transfer a design of your choice on to your garment. Participants will be invited to bring a well-loved garment in need of repair to work on, or may work from samples provided. Recommended for ages 12 and up. All materials are provided.

 to  

YOUTH PROGRAMS

SATURDAY KIDS ART CLASSES!

SESSION A: 6 WEEKS, SATURDAYS, JAN. 18 – FEB. 22, \$160 + HST

SESSION B: 6 WEEKS, SATURDAYS, MAR. 7 – APR. 18, \$160 + HST

*no classes Apr. 11 (Easter weekend)

YOUNG ARTISTS 1: AGES 5-7, 9 AM - 11 AM *with Patricia Beader*

This class is great for young artists just waiting to explore a wide variety of art materials and techniques. Students will take inspiration from famous artists as they learn art fundamentals through, sculpture, painting, printmaking, collage, and mixed media. The content and projects change each term to allow for returning students. Dress for mess! You are also welcome to bring a nut-free snack & drink. ALL MATERIALS INCLUDED.

YOUNG ARTISTS 2: AGES 8-10, 11:30 AM – 1:30 PM

with Roisin Gormley-Young

This program combines art-making with each child's special abilities and interests. Through various media, such as watercolour, gouache, tempera and acrylic paints, children will learn skills in perspective, colour theory and design principles. Two weeks will focus on sculpture, which varies between papier mâché, air-dry clay, or 3D cardboard/paper. Our mission is to build each child's confidence so they may express their unique ideas, while feeling supported and engaged. Dress for mess! You are also welcome to bring a nut-free snack & drink. ALL MATERIALS INCLUDED.

YOUNG ARTISTS 3: AGES 10-13, 2 - 4 PM *with Roisin Gormley-Young*

This unique program begins with defining each child's creative vision. Youth will be exposed to the masters of art and various styles for inspiration. Based on individual interests children will grow skills in painting, learning about different materials and techniques. Drawing will be covered in depth with lessons on contour and shading. Painted sculpture projects will be completed in air-dry clay. Our goal is to support each child's interests, while teaching them core skills needed to execute their unique ideas. Dress for mess! You may bring a nut-free snack & drink. ALL MATERIALS INCLUDED.

KIDS WORKSHOP: AIR-DRY CLAY CREATIONS (AGES 8-14)

with Roisin Gormley-Young

2 SATURDAYS, FEBRUARY 15 & 22, 4:30 – 6 PM, \$50 + HST

This short workshop will teach basic sculpting techniques in Crayola air-dry clay, with techniques for scoring, coiling, and wedging. We will dive right in to our project, which is based on your choice of subject matter, which could be a creature, object, or a 3D clay painting. We will leave our sculptures to dry for a week and will then embellish our sculptures with watercolour paints and a final gloss medium. Dress for mess!
ALL MATERIALS INCLUDED.

KIDS WORKSHOP: MODELING CLAY MAGIC (AGES : 7-12)

with Maria Ibarra

SUNDAY, APRIL 19 1 PM – 3 PM, \$35 + HST

Students will learn how to work with coloured modeling clay, using new ideas and tools to create a relief sculpture or raised picture. Basic colour theory and texture techniques will be explored while creating with this popular tactile medium in a unique way. Build fine-motor skills and watch self-esteem grow as imagination is unleashed.
ALL MATERIALS INCLUDED!

Age Restrictions: *These age recommendations allow our instructors to provide more thorough lessons at each skill level. In fairness to other students we ask that parents respect the minimum age limit Imposed on each class. Students who are slightly above the age group are welcome to join us with the understanding that lessons are geared towards the posted ages.*

No school?... We've got you covered!

Falling on Ministry of Education designated PA days & holidays for both the Upper Grand District & Wellington Catholic School Boards, we offer full day programs for students ages 5-12. Please bring a nut-free lunch and snacks. Dress for mess, bring indoor shoes and appropriate outdoor gear for play-time at nearby Joseph Walfond Park (weather permitting). Camps run from 9 am - 4 pm. ALL MATERIALS ARE INCLUDED!

PA DAY ART! (Ages 5-12) \$60 + HST per day

FRIDAYS, JANUARY 31 & APRIL 24, 9 AM – 4 PM

Join us in the studio for a fun filled day of creative art making! We'll explore a selection of various media and art making methods including sculpture, drawing, painting, collage and printmaking! Projects vary to allow for repeat attendance.

March Break Camp! AGES 5 • 12

5 DAYS, MARCH 16 – 20, 9 AM – 4 PM, \$250 + HST

Spring is coming! Stay tuned for details on our fun, spring-themed projects in this multi-day camp. Lots of materials and new skills will be developed in a variety of projects that allow for returning students.

EXTENDED CARE! Early Drop & Late Pick Up

Please make arrangements **in advance** if you require care outside of camp hours.

Early drop off is \$8 + HST per family per day from 8 am – 9 am

Late Pick up is \$8 + HST per family per day from 4 pm – 5 pm

Families registering for a full week of extended care receive a 10% discount on extended care fees. Please contact us to make arrangements or register online with time details in the notes section.



ART PARTIES!

HAVE YOUR PARTY HERE AT THE GUELPH SCHOOL OF ART!

- PACKAGES STARTING AT \$250 +hst -

We offer customized art & craft parties for any and all celebrations. Parties are up to 3 hours long, with time for an instructed art project, a light meal, cake and gifts. We are happy to customize any activity and theme for your day. We do grown up parties too! Projects may include: Canvas Paintings, Clay sculpture, Basic Bookbinding, Mixed Media Paintings, Watercolour Landscapes or even Origami and Blockprinting.


BASIC PARTY PACKAGE \$275 (+HST)

Up to 10 attendees for up to 3 hours. (Added cost for each additional guest - max. 16 guests total). Decorations, art materials & art instruction all included. The basic package allows you to bring your own cake and nut-free snacks.

Contact the Guelph School of Art Director or email gsa@wyndhamARTsupplies.com for details and scheduling. A non-refundable \$50 deposit is required at the time of booking. *Please allow at least 10 days for booking.

INSTRUCTOR BIOS

Patricia Beader has been a visual arts teacher for many years. She has taught children's classes at the Edmonton Art Gallery and has created and taught two separate art programs for adults with special needs. She graduated with a BA in Fine Art from the University of Guelph in 1994. Patricia enjoys creating in a variety of art forms and is hard pressed to choose her favorite. She has a love for nature and has done botanical illustrations that have been published in the scientific journal *Systematic Botany* and in a first year university course book *Woodlot Biodiversity*.




Michael Byers uses his optimistic and whimsical attitude to create fun, dynamic, and emotionally driven illustrations. Shortly after graduating from Sheridan College with a Bachelor of Applied Art Degree in Illustration, Michael signed on with Levy Creative Management. He's been published in many forms and places with clients such as; The New York Times, Oprah Magazine, Entertainment Weekly, Washington Post, The Wall Street Journal, Boston, Globe and more. He's been featured in Communication Arts Fresh section, and has also been published as one of the 200 Best Illustrators Worldwide by Luerzer's Archive. <http://www.michaelbyers.com/>



David Caesar studied animation & illustration at Sheridan College. His strong gift for realism shines in moody portraits and animal studies, intricately detailed and rich in association. His award-winning work has been shown at the Homer Watson House and Gallery, the Minarovich Gallery in Elora and the Wellington County Museum and Archives. www.davidcaesar.com



Gillian Elder has been teaching children's art classes and camps for the past several years. She has degrees in Fine Arts from Georgian College and the University of Guelph as well as graduate certificates in both Museum Management and Curatorship from Fleming College and Therapeutic Recreation from Georgian College. She enjoys working with a mixture of mediums including, painting, printing, drawing and ceramics. Her artwork deals with various themes including zany dogs, nudes, cubist faces, herself and more. <https://gillianelder.com>



Roisin Gormley-Young is a mixed media artist specializing in watercolour and collage. She is a graduate of the illustration program at the Ontario College of Art and Design and awaits her designation of Early Childhood Educator in January 2020. She has been the manager at Wyndham Art Supplies and the Director of the Guelph School of Art, as well as Education Program Coordinator at the Elora Centre for the Arts. Recently, Roisin was the Head Art teacher at Guelph's Wellington Hall Academy and the set designer of their well loved, annual, musical theatre performances for three years running.




Wendy Hardy is a Guelph based calligrapher who's love of lettering began in a high school art class. Having a BA in Literature from the University of Guelph, lettering was a natural artistic expression of Wendy's love of words. Since 1983, she has continued her journey with local and international workshops and been involved with the Royal City Calligraphy Guild for 16 years, 5 of those as president. For several years, she owned and operated Eden Place Village Glass and Gift in Eden Mills. Through her current business, My Personal Scribe, she takes commissions for certificates, poems, quotes and mailings adding a personal touch. She is excited to help others to discover a love of lettering.



Laura Harrison is the new Director of the GSA (and has been an instructor here since 2017). She likes painting blurry lights and landscapes in motion, but she's continuously challenging herself to try new things and different materials. She holds a BAH in Studio Art and Art Theory from the University of Guelph. Since then Laura has participated in various exhibitions in Guelph, Waterloo and Toronto as well as illustrated a children's novel. www.lauraharrison.ca



Maria Ibarra is an artist based in Canada since 1999. She has been working with plasticine since very young, a material she finds the perfect match for the themes she likes to show in her art work and illustrate her storybooks. Born in Cartagena -Colombia where the people and geography influenced her artwork. She has studied in Colombia, Canada, EEUU and Spain, making more than 25 individual and group exhibitions. You can follow Maria on Instagram as: feru200016 to enjoy her art work and see her design for the 2019 Hillside poster.




Vita Keeling is a visual artist and instructor working in painting and drawing. She has been an art instructor in the Markham area for over 12 years, now residing in Guelph. After a 28 year career as a Graphic artist she studied fine art at the Toronto School of Art, obtaining her diploma and receiving the Edie Yolles excellence in painting award. She has participated in numerous juried, group and solo shows as well as conducted workshops here and abroad. Vita is part of a collective of portrait painters called the Painters6 who work from life to bring art and community together. As an instructor Vita creates a learning environment that is relaxed, supportive and fun.



Karen Kesteloot has a BA in Fine Art from the University of Guelph, a Diploma of Commercial Interior Design from Humber College and also studied at Parson's Paris and the Art Institute of Lorenzo de Medici in Florence Italy. Karen has diverse skills in numerous fine and applied arts. Her experience includes watercolour, drawing, printmaking, sculpture, pottery, oil painting, egg tempera, dry media like pastels, pencil crayon and marker. www.portprep.com



Eileen MacArthur completed her MFA in painting at the University of Guelph and a BFA from the Nova Scotia College of Art and Design. Eileen has exhibited in Halifax, Calgary, Toronto, Buffalo N.Y, Chongqing, China, the Kitchener-Waterloo Art Gallery and Guelph's MacDonald Stewart Art Centre. Eileen has taught at the University of Guelph, the Elora Centre for the Arts and for several years at the GSA. She was named as a finalist for the 2009 Kingston Prize National Portrait Competition. <http://eileenmacarthur.com/>



Janice Mason Steeves holds an MA in Clinical Psychology. She worked in the field for many years before going to art school, graduating from the Ontario College of Art and Design in 1997. Her paintings have been exhibited in solo and group exhibitions across Canada and the US. Her work is included in Canadian and International private and corporate collections. Janice has been awarded artist residencies in Spain, Ireland, Sweden, Iceland and in the US. Recently, she has developed an art travel/workshop program called Workshops in Wild Places. Students are encouraged to connect to the land, in remote locations worldwide, and create abstract responses to that experience.



Abby Nowakowski is one half of the collaborative AHMRI+ABBY from Otherwise Studios, a space for art-making and community building. Her personal practice uses labour and installation to speak about the psychological process of thought suppression, pulling from her experience with sexual violence. Abby loves mess making, hint hiding and dumpster diving.



Sonal Raje is an artist based in Guelph, Canada and actively involved in local art associations, as well as global ventures that promote the arts. Her art has been shown in solo and group shows in Guelph, Toronto, New York, Paris, Florence, Hungary and Mumbai. Sonal is a member of the Canadian delegation in the annual show of the Société Nationale des Beaux-Arts at The Louvre in Paris. Her paintings have been awarded Bronze and Pewter Medals from the Art Sciences and Lettres Society of Paris. As an Art educator, she facilitates workshops in the community and teaches at her studio in Guelph. www.blueamberarts.com/



Michael Spillane was born in Swansea, South Wales, and has a broad and eclectic background both in the arts and natural sciences. He studied classical drawing and painting techniques, botanical painting and obtained a diploma in illustration and design. Michael has taught courses and workshops at Visual Arts Mississauga (VAM), Burlington Art Centre and Toronto Botanical Gardens. He has been teaching and operating his own studio in Mississauga for over eight years (Spillane Studio of Fine Arts). www.spillane-arts.com/



Joe Swanek is an artist and educator. He graduated from the Ontario College of Art (drawing & painting), The University of Guelph (printmaking) and Queen's University (artist in the community program). He has had group and one person art shows in Ontario and New Brunswick. He has spent many summers painting (watercolour) in St Andrews by the Sea, NB as well as in and around Guelph. Joe has been a high school visual arts teacher for the past 30 years.



Pearl Van Geest is an artist, writer and educator who has taught for schools and public art galleries since graduating from OCAD in 1996. She also holds a B.Sc, a B.Ed and an MFA. Pearl's paintings are part of the Canada Council's Art Bank Collection. She was shortlisted for the RBC's Canadian Painting Prize in 2003 and included in the Magenta Foundation's 2008 publication on Canadian painters. She was the City of Guelph's inaugural Artist in the Community 2014 and the recipient of the Canadian Art Foundation's National Art Writing Prize in 2015. She is deeply committed to the creative process itself and the possibilities that develop for innovation and expression. www.pearlvangeest.com



CLASS CANCELLATIONS/REFUND POLICY

ALL REGISTRATIONS ARE CONSIDERED FINAL SALE. We do not offer refunds or credit for dropped classes or classes missed. Make up classes can be arranged for a fee pending instructor and studio availability. We reserve the right to cancel classes that don't meet our minimum enrollment requirements. In the event of a class cancellation, notice will be given by phone and/or email to students four days prior to start date. In this case, students will be refunded fees in full.

FEES, MATERIALS AND AGE RECOMENDATIONS

All class fees are subject to applicable taxes. Materials are not included in class fees unless otherwise noted. It is suggested you refrain from purchasing course materials until we can confirm classes have met minimum registration. Adult classes are suited to those ages 16 and up. In fairness to our instructors and other students, we cannot include those younger than the published age range in any of our classes. If you have any questions about whether a class is right for you, please call or email our director.

PEANUT ALLERGIES

Please do not bring any type of nuts into our studio due to allergy concerns.

CHILDREN'S FOUNDATION FREE TO GROW PROGRAM

We are proud to work with the Children's Foundation Free to Grow Program (formerly Free to Play) for funding in 2019. The Free to Grow Program funds recreational activities like sports, arts and camps. Funds are available for the activity of the child's choice as long as the activity will benefit and enrich their own personal development. Contact the Children's Foundation to apply for funding.

www.childrensfoundation.org

FREQUENTLY ASKED QUESTIONS

WILL THE STORE BE OPEN DURING MY CLASS?

Wyndham Art Supplies is open 9 AM – 6 PM, Monday through Saturday and from 12 – 4pm Sundays. If you require materials for your evening class and cannot make it to the store in time we can make arrangements by phone to have your shopping done for you in advance. Purchases must be arranged before 4 PM on the day of your class, or 4 PM Saturday for a Sunday class.

PARKING DOWNTOWN

We recommend you park in the Baker Street municipal parking lot during class hours. Payment is required between 8 AM and 6 PM Monday - Saturday. After 6 PM parking is free (unless noted for special event). For more information on parking please see the City of Guelph Downtown Parking information at <http://guelph.ca/living/getting-around/drive/parking/>. If you are comfortable walking 4-5 blocks, please ask us for a map of free street parking in downtown Guelph.

HOW DO I GET ON THE MAILING LIST FOR THE BROCHURE?

If you would like to receive a PDF brochure by email visit our website at wyndhamARTsupplies.com, and click on the link to sign up for our seasonal e-newsletter on the Guelph School of Art homepage.

The Guelph School of Art is a proud member of the Wyndham Art Supplies family. Our classes and workshops run year-round, with daycamps during school breaks and the summer months. We have classes suited to both the beginner and seasoned artist in a range of media and specialties.

For more than 10 years the Guelph School of Art has reflected the dynamic visual art scene making our city unique. The GSA's team is made up of top notch instructors, many of whom have experience teaching at the university level. All bring a passion for the creative process to our small classes.

The school is situated on the 3rd floor of our building at 125 Wyndham Street North. Our studio space boasts plenty of natural lighting and architectural interest. For a tour of our studio-classroom drop by Wyndham Art Supplies Monday through Saturday, 9:00am - 6:00 pm.

For updates in 'real time' follow us on Facebook by searching for Wyndham Art Supplies.



125 Wyndham St. N., Guelph, ON
Toll Free 1-800-560-1970 Local 519-767-1317
www.wyndhamARTsupplies.com