


# INSTALLATION GUIDE

## MK7 VW GTI BOOST TAP

### TOOLS REQUIRED:

- 11mm Wrench
- T20 Torx Bit
- 5mm Allen
- Teflon Tape



### WHAT'S IN THE BOX:

- 1 Vacuum Fitting
- 1 T-Fitting
- 1 CNC Adapter
- 1 Mounting Screw
- 1 O-Ring
- 1 (3') Hose and Zip Ties



### 1. WRAP BRASS FITTING WITH TEFLON TAPE




### 2. SCREW BRASS FITTING INTO BOOST PORT



### 3. REMOVE THE ENGINE COVER




**4. UNPLUG MAP SENSOR**



**5. REMOVE MAP SENSOR FULLY**



**6. PRY CLIPS TO REMOVE**



**7. INSTALL O-RING AND BOOST PORT INTO PLACE**



**8. SCREW MAP SENSOR INTO BOOST PORT**





**9. RUN VACUUM LINE TO BOOST PORT**



**10. ZIP TIE INTO PLACE AND PLUG MAP SENSOR BACK IN  
BACK IN**



**11. REMEMBER TO REPLACE ENGINE COVER - DONE!**



**THANK YOU FOR CHOOSING MAPERFORMANCE!**

If you have any problems or concerns during installation of this product, feel free to call or email us:

**1-888-MAPERFORMANCE**

**ajohnson@maperformance.com**

**Show us some photos! @maperformance / #maperformance**