



# MAP WRX-5G-DPC

## Install Instructions



### What's in the box :

- 1x MAP VB WRX Front Downpipe
- 1x MAP VB WRX Rear Downpipe
- 1x 3" V-Band Clamp
- 1x Anti-seize Packet
- Rear O2 sensor extension harness
- Rear O2 sensor harness bracket
- O2 sensor harness bracket ziptie mount

# Tools needed



## You will need :

3/8ths ratchet

12mm socket

13mm socket

14mm socket

02 socket

**YOU MUST USE INCLUDED ANTI SEIZE ON THREADS  
OF ALL VBAND AND SLIP CLAMP CONNECTIONS**

# Step 1




Remove factory undertray

# Step 2



Remove front and rear under guard

# Step 3




Disconnect front and rear O2 sensors

# Step 4



Remove turbo support brackets (you will only be able to physically remove 1 half of it until the rest of the oem downpipe comes out)

# Step 4.1



Remove downpipe ground strap


# Step 5



Remove bolts and nuts attaching the downpipe to catback and turbo and remove entire downpipe



# Step 6



Install map downpipe onto the turbo outlet and reinstall removed nuts and bracket

# Step 7



Install rear section of downpipe to the front with vband clamp and attach to catback exhaust (if using factory exhaust, use included adapter to adapt donut gasket to downpipe)

# Step 8



Install rear O2 sensor harness bracket and extension harness, it attaches to the factory engine harness under the brake booster

# Step 8.1



Install rear O2 sensor harness bracket and extension harness, it attaches to the factory engine harness under the brake booster

# Step 9



Install rear O2 sensor and attach to extension harness

# Step 9.1



Re- install downpipe ground strap

# Step 10



Reinstall water pump heat shield

# Step 11



Reinstall turbo support




# Step 12



Reinstall front O2 sensor

# Step 13



Reinstall under shields and guards removed earlier

# Step 13.1




Reinstall under shields and guards removed earlier

We hope you enjoy your purchase! Reach out to us with any issues or concerns.



1-888-627-3736



@maperformance



support@maperformance.com



www.facebook.com/modernautomotiveperformance/

