



## **MAP EBM-RMH**

### **Install Instructions**



**What's in the box :**

**1 MAP Billet main seal housing with rear main seal installed**

**2 110 Viton O-rings**

**4 M6x16 Allen bolts**

**2 M6x1.0x18 Allen bolts**



# Tools needed



**You will need :**

**4mm allen socket**


**Torque Wrench**

**Ultra grey or equivalent sealant**

**Sealant scrape or razor blade**




# Step 1



Clean Rear main seal surface. Ensure surface on block is clean, free of oil or leftover sealant.




## Step 2



Install included o'rings into the o'ring  
bosses pictured



# Step 3



Apply a bead of ultra grey sealant following the black lines pictured



## Step 4



After letting sealant sit for 20 minutes, install MAP EBM-RMH to your engine block, securing with included hardware torqued to 90 inch LBS

When re-installing flywheel, ensure crank bolt holes are free of debris


*We recommend removing the oilpan and resealing the entire pan at once when installing this product*



We hope you enjoy your purchase! Reach out to us with any issues or concerns.



1-888-627-3736



@maperformance



support@maperformance.com



www.facebook.com/modernautomotiveperformance/

