

FOR RACING USE ONLY



2015+ VW/AUDI MQB 1.8T/2.0T AIRGATE™ CARBON INTAKE INSTALLATION GUIDE

Thank you for your purchase of the **AWE AirGate™ Carbon Intake** system for the **2015+ VW / Audi MQB 1.8T or 2.0T**. For up to the minute fitment information, be sure to visit the Volkswagen or Audi section of the [AWE website](#).

As always, AWE Performance Specialists are standing by for any questions, at 215-658-1670, or email us [here](#).

Let's go!

PARTS LIST



INSPECT ALL PARTS PRIOR TO DISASSEMBLY OF VEHICLE; IF DAMAGED OR MISSING, PLEASE CONTACT THE PLACE OF PURCHASE IMMEDIATELY.

AirGate™ Carbon Intake:

- 1 AirGate™ Carbon Air Box
- 1 High flow air filter
- 1 Breather filter (*sold separately*)
- 3 Mounting grommets
- 1 70-90mm hose clamp

AirGate™ Lid (optional):


- 1 AirGate™ Lid
- 3 M5 washers
- 3 M5 x20mm screws

Required Tools:

- T-25 Torx
- Phillips head screwdriver
- Hose clamp removal tool


STEP 1

Remove the two (2) T-25 torx screws at arrows in **Figure 1** and remove the upper half of the plastic inlet duct.



STEP 2

Unclip the hose, at arrow in **Figure 2**, and remove the lower half of the plastic inlet duct.




STEP 3

Remove hose at **Arrow A** in **Figure 3**.

If vehicle is equipped with a secondary air pump, a hose will be present at **Arrow B** in **Figure 3**. If this hose is present, an AWE Breather Filter, sold separately, will be required.


Remove hose at **Arrow B** in **Figure 3**. See Step 6.



STEP 4


Loosen the hose clamp from the factory intake tube, as shown at the arrow in **Figure 4**.

Separate the intake hose from the factory intake box.



STEP 5


Pull straight up on the factory intake to pop it loose from the three pins holding it in place, shown at arrows in **Figure 5**.



STEP 6

For secondary air pump equipped cars:

Install the AWE Breather Filter, sold separately, to the secondary air pump intake hose, at **Arrow A** in **Figure 6**. Next, zip tie the hose to an intake mount, as shown at **Arrow B** in **Figure 6**.



STEP 7

Install the supplied rubber grommets into the bottom of the AirGate™ Carbon Air Box, shown by **Arrows A** in **Figure 7**. Orient and secure the filter onto the neck with the included hose clamp, as shown by **Arrow B** in **Figure 7**.

 **NOTE:** If the AWE AirGate™ Lid has been purchased, it should be installed before the next step.




STEP 8

Place the AirGate™ Intake assembly over the 3 pins that locate the box in the engine bay.

Gently and firmly push down on the sides of the box until it is firmly located on the pins.

Install the turbo inlet tube at the back of the carbon intake and secure with the factory clamp, as shown by the arrow in **Figure 8**.

 **CAUTION:** Do not press down on the top center of the box. Reaching into box from the inlet, it is possible to press on the bottom of the box.



STEP 9

Re-attach the rubber vent tube to the nipple on the AWE AirGate™ Intake tube, at arrow in **Figure 9**.

Re-install the plastic inlet ducts that were removed in Steps 1 and 2.


Installation is complete!

About the AirGate™ Lid:

Removing this panel will increase the presence of intake sounds that resonate from the turbo under boost.

Installing this panel shields the intake and filter from the higher air temperatures that are present in the engine bay while reducing the sounds that come from the intake.

Remove this panel to access and remove the performance air filter for inspection and/or cleaning.



ENJOY!



CARE

This is a re-usable air filter that can be cleaned when dirty and put back into service.

Please inspect the air filter element every 25,000 miles for integrity.

Clean every 50,000 miles under normal operating conditions, sooner in dusty conditions. Contact AWE to purchase a filter maintenance kit.

Any questions or comments,
please do not hesitate to contact us:

AWE

199 Precision Drive
Horsham, PA 19044

215-658-1670
performance@AWE-Tuning.com

WARRANTY

Summary:

This warranty is in place for all AWE brand products, and works in conjunction with any incremental specific product warranties or guarantees as listed on AWE-Tuning.com. This warranty protects against manufacturer defect. A performance car is only as strong as its weakest link. Therefore, it is vital that you maintain your vehicle to factory specifications. By installing or using the purchased product, the Consumer accepts this warranty and any specific Manufacturer warranties enclosed. The following warranty is valid only in the United States and Canada. The Manufacturer's full warranty applies to all products sold.

Covered:

All AWE brand products against manufacturer defect. Please note that special order items are not returnable.

Period:

Secor Ltd. (AWE) warrants this **AirGate™ Carbon Intake system (Generation 2)** for the **2015+ VW / Audi MQB 1.8T / 2.0T**, to the original retail purchaser (Consumer) against manufacturer's defects as follows: **ONE (1) YEAR on carbon fiber components** from purchase date from AWE directly or from AWE authorized retailer. Proof of purchase will be required.

Condition of system:

In the event of a return, product must be returned with no signs of abuse, incorrect installation, forced installation, motorsports usage, or product altering whatsoever. Actions will be granted upon receipt of product at AWE, after inspection.

Action:

Returns and warranty claims MUST BE HANDLED THROUGH ORIGINAL LOCATION OF PURCHASE. Upon verification of warranty coverage, AWE will, at its sole option, repair, replace or consult toward remedy for the defective product, without charge. This is the only remedy the Consumer has for any loss or damage, however arising, due to nonconformity in or defect of the product. This warranty does not cover consequential damage, loss of time or revenues, labor, inconvenience, loss of use of vehicle, shipping, damage to the vehicle or components, or other incidental or indirect damage.

Labor:

Labor is not covered.

Shipping:

Shipping charges are not covered.

Restocking:

AWE reserves the right to charge a 20% restocking fee for products that are returned.

Exclusions:

Use of product in Motorsports or Racing conditions is grounds for warranty denial. Motorsports and Racing is an inherently abusive operational condition, and it is impossible to warranty for this type of usage. Warranties may be voided if product is not installed by an authorized AWE dealer. Warranties will be voided if product is improperly serviced, modified, or used in a way not intended by the Manufacturer. The Consumer is responsible for ensuring that the product is installed in a safe and proper manner, and should cease usage of the product immediately if an unsafe or improper condition is noted. If an unsafe or improper condition is noted, the Consumer should then immediately contact the facility where the product was installed, or AWE.

Other:

EXCEPT AS EXPRESSLY SET FORTH ABOVE, AWE MAKES NO WARRANTY, EXPRESS OR IMPLIED, AS TO ANY MATTER WHATSOEVER INCLUDING ANY IMPLIED WARRANTY OF MERCHANTABILITY OR FITNESS FOR A PARTICULAR PURPOSE. IN NO EVENT SHALL AWE BE LIABLE FOR ANY SPECIAL, INCIDENTAL, INDIRECT OR CONSEQUENTIAL DAMAGES HOWEVER CAUSED, ON ANY THEORY OF LIABILITY, AND WHETHER OR NOT AWE HAS BEEN ADVISED OF THE POSSIBILITY OF SUCH DAMAGES. AWE's sole liability on any claim of any kind, whether in contract, tort, or otherwise, for any loss or damage arising out of, connected with, or resulting from the manufacture, sale, delivery or use of the products sold hereunder shall in no case exceed the amount actually paid to AWE for the applicable product. These limitations shall apply notwithstanding any failure of essential purpose of any limited remedy.