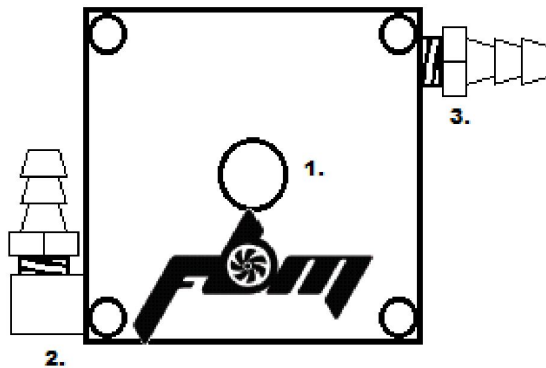





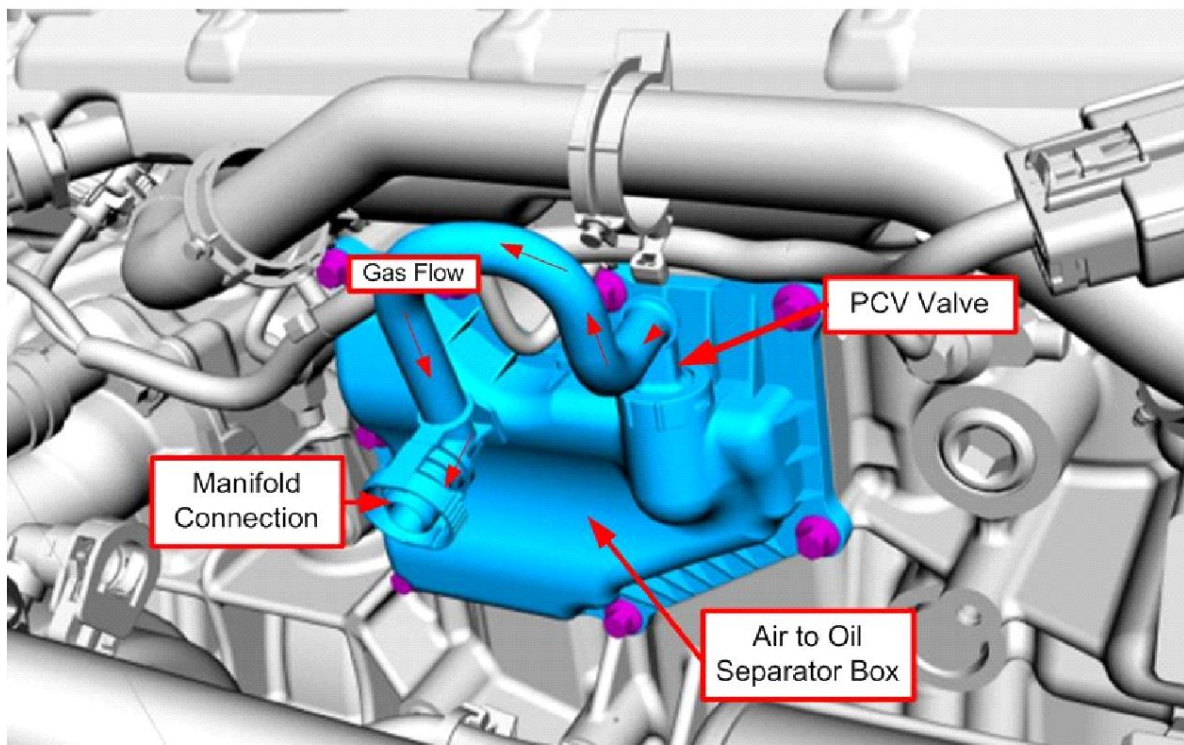
Ford Focus RS oil separator instructions



The can mounts to firewall, onto an existing stud. Attach the can using the supplied bracket and M8x1.25mm nut.

1. Using the supplied vacuum T and vacuum hose, attach this fitting to a vacuum source.

2. Route this hose along the firewall (away from direct heat), over the transmission, and connect to the PCV breather valve located on the engine block beneath the intake manifold. (See diagram. Intake Manifold connection must be blocked off. The plastic line can removed from the OEM manifold connection by applying light heat)



3. Route this line to the Valvecover. By applying heat to the oem plastic fitting, the plastic line can be removed without damage. Once the OEM plastic fitting has been removed, slide the supplied rubber hose on (See diagram)

