

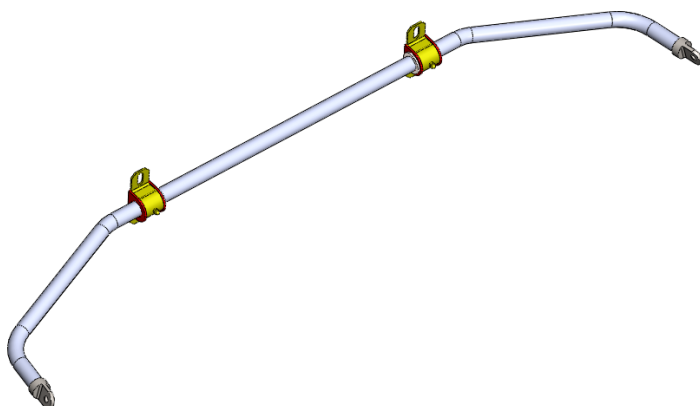


# STEEEDA

## Rear Swaybar

For: 2013 Ford Focus ST

Installation Instructions For Kit #555-1084





- A qualified technician should be used if you are not confident with replacing the rear swaybar assembly.

### Removal of the factory rear swaybar

1. Lift the rear of the car so that the rear wheels are off the ground. Use caution operating a lift or jack stands to ensure the car is stable and safe to work around and underneath.
2. Count how many threads are exposed on the end of the endlink stud (at the spindle) and record the number. Remove the 13mm swaybar endlink bushing nuts (one on each spindle) attaching the swaybar endlinks to the spindles. See figure 1.
3. Remove the four 13mm head flange bolts from the swaybar chassis mounts. See figure 1.
4. Remove the swaybar assembly from the car by dislodging the endlinks from the spindles and maneuvering the swaybar out from under the car.

### Installation of the Steeda rear swaybar

5. Remove the 14mm nut from each endlink ball joint and swap the endlinks from the factory swaybar over to the Steeda swaybar. They are to mount in the same location and orientation. Apply a small amount of thread locker over the endlinks threaded stud itself and reuse the nuts and tighten them back down to 42 ft-lbs.
6. Generously grease the inside of the polyurethane swaybar bushings and the outside of the centering washers with the supplied grease packet.
7. Slip the bushings and brackets over the swaybar to the outside of the centering washers. See figure 2.
8. Install the swaybar in the same location and orientation as the factory swaybar. See figure 3. Make sure it is oriented properly.
9. Reinstall the bushing nuts at the spindles and tighten until you have the same amount of exposed thread that you recorded in step 3.
10. Center the swaybar assembly over the chassis mounts and reinstall the four 13mm flange head bolts. Tighten to 42 ft-lbs. See figure 4 for the finished assembly.



Thank you for choosing Steeda Autosports! If you have any questions or comments please call us at 954-960-0774 or email [GoFast@Steeda.com](mailto:GoFast@Steeda.com)