

SAFEGO™

User
Guide.

**Get to know your
product.**

The Ultimate Portable Safe




KEY OR 3-DIGIT CUSTOM COMBINATION ACCESS

SAFEGO can be opened using either keys or a 3-digit custom combination. Each SAFEGO comes with two keys, and the custom combination can be changed as often as you'd like.



COMPACT & LIGHTWEIGHT

SAFEGO is a lightweight safe that's small and portable, but strong enough to keep all your valuables safe. There's plenty of room to stash your wallet, cash, keys, phone, or sunglasses.



ADJUSTABLE STEEL CABLE

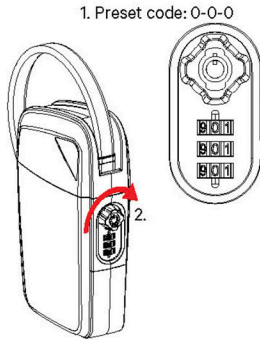
SAFEGO's unique utility patent allows for seamless security. Simply wrap SAFEGO's steel cable around any fixed object like a lounge chair, fence, closet rod, or desk.

“Another Amazon bestseller — 95% of its reviews are four or five stars — this stylish locker features a heavy-duty steel cable that will keep your phone, wallet, and valuables safe. Instead of asking someone to watch over your stuff, now you can swim in the ocean, fall asleep, or go to the bathroom whenever you want.”

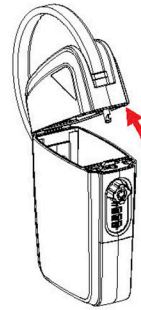
— BUSINESS INSIDER

Setting Your Combination

1. Combination comes preset at 0-0-0.

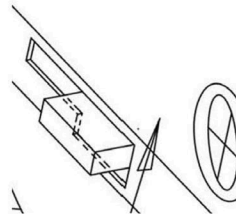
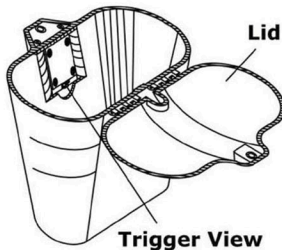


2. With the dials on current combination, simultaneously twist the knob to the right and pull the top cable out at the same time.

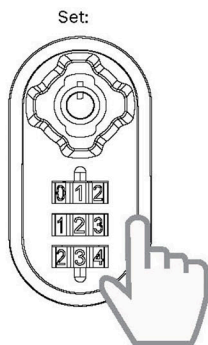


3. Reach inside the box with the combination facing you and then pull the trigger up and to the right.

**Note: Lever will only move and stay in resting position if combination dials are on current combination.



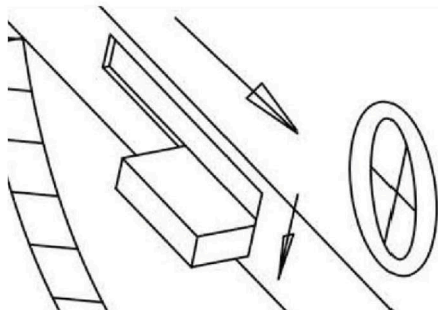
4. Set your desired combination by moving the dials to your new combination.



6. Save your new combination in a safe and secure place.

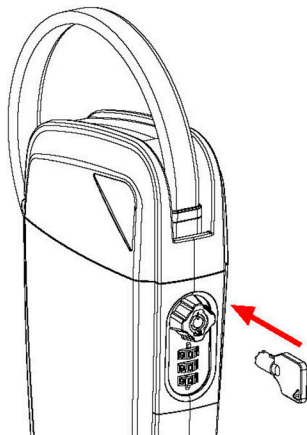
5. Slide the lever to the left and back down into the original position. Your new combination is ready.

**Note: Whichever combination is currently showing while you move the combination back to the left and down will be the new current combination.

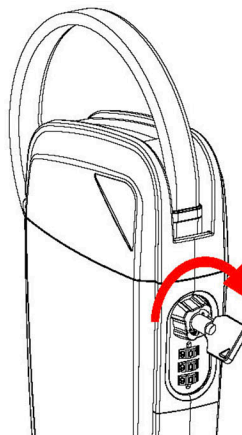


How to use your keys

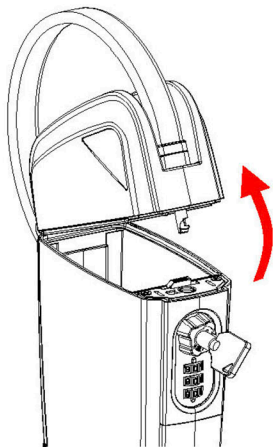
1. Place key into knob.



2. Rotate key clockwise.



3. With key twisted right, pull top cable up and out of locked position.



Warranty

Blue Chip Group LLC (the Company) believes our SAFEGO™ container provides a great deal of security when properly used. But under the right circumstances, with the right tools and allowing an adequate amount of time, any security container can be compromised. Therefore Blue Chip Group LLC is not responsible for losses due to theft.

The company warrants to the original retail purchaser that this product or any part thereof will be free from defect in material and workmanship within 30 days from the date of original purchase. This warranty applies when the product is used under normal conditions for the purpose for which the product is designed, and does not cover damages arising from normal wear and tear, or damage related to alteration, accident, misuse, improper care or negligence. This warranty is in lieu of all other warranties, expressed or implied, and no person or representative is authorized to assume for the company any other liability in connection with the sale of this product. If it is determined that there is a covered defect, return the product with proof of purchase to the Blue Chip Group LLC dealer from which it was purchased. In no event shall Blue Chip Group LLC be liable for direct, indirect, incidental or consequential damages arising from the use of the product. Some states do not allow the exclusion of incidental or consequential damages. Therefore, the above limitation or exclusion may not apply to you. This warranty gives you special legal rights, and you may have other rights which vary from state to state. To review Blue Chip Group LLC warranty terms and conditions, please contact Blue Chip Group LLC directly

Return Policy

You may return your SAFEGO™ to us within 30 days from the receipt of the shipment. Product must be in new and unused condition and in it's original box. We will issue you a full credit refund. Manufacturing defects will be determined at our discretion and SAFEGO™ will be re-placed at "No Charge." Procedures for making a return: Please call us at (866) 263-1200 or send us an e-mail to info@safego.us and include the following information:

Your Name

Your E-mail

Your Phone Number

Order Number

Reason for Return

We will send you a Return Authorization Number as well as the address to return the merchandise to:

SAFEGO Returns
3400 NW 113th Court
Miami, FL 33178
United States

SAFEGO™ is a trademark of Blue Chip Group, LLC
© 2018 Blue Chip Group, LLC. All Rights Reserved.

**The ultimate
portable safe.**

**The ultimate
portable safe.**

SAFEGO™

WWW.SAFEGO.US