

SAFEGO™

**Key Storage
Lock Box & Padlock**

User Guide.

Setting Your Personal Combination



Step 1

Turn the dials to the preset combination 0-0-0-0 and pull down the door to open.

Step 2

Push the lever from original **Position A** to **Position B**.

Step 3


Move the dials to your new desired 4-digit combination, such as 1-2-3-4.

Step 4


Push back the lever from **Position B** to **Position A**. Your new combination is set to what the dials are on when you move the lever back to **Position A**.




Lever



Original Position A



Position B



Opening your shackle

1. Open your lock using the combination.
2. Slide the release lever in direction of the arrow.
3. Hold the release lever and open the lock Shackle.
4. Affix to suitable anchor.

Locking your lock box

1. Secure shackle around suitable anchor.
2. Push unit up to close.
3. Scramble combination dials.

Love your product?

SAFEGO is a family run business. We rely on you to help us grow. If you love your product, it would mean the world to us if you left us a review where you purchased your item. Just a few words can go a very long way!

Are you having any issues?

If so, please contact us immediately. We will help you as quickly as possible! Our email is info@safego.us or please fill out the form on this page here: <https://safego.us/pages/contact-us>

Warranty

Blue Chip Group LLC (the Company) believes our SAFEGO™ container provides a great deal of security when properly used. But under the right circumstances, with the right tools and allowing an adequate amount of time, any security container can be compromised. Therefore Blue Chip Group LLC is not responsible for losses due to theft.

The company warrants to the original retail purchaser that this product or any part thereof will be free from defect in material and workmanship within 30 days from the date of original purchase. This warranty applies when the product is used under normal conditions for the purpose for which the product is designed and does not cover damages arising from normal wear and tear, or damage related to alteration, accident, misuse, improper care or negligence. This warranty is in lieu of all other warranties, expressed or implied, and no person or representative is authorized to assume for the company any other liability in connection with the sale of this product. If it is determined that there is a covered defect, return the product with proof of purchase to the Blue Chip Group LLC dealer from which it was purchased.

In no event shall Blue Chip Group LLC be liable for direct, indirect, incidental or consequential damages arising from the use of the product. Some states do not allow the exclusion of incidental or consequential damages. Therefore, the above limitation or exclusion may not apply to you. This warranty gives you special legal rights, and you may have other rights which vary from state to state. To review Blue Chip Group LLC warranty terms and conditions, please contact Blue Chip Group LLC directly.

Return Policy

You may return your SAFEGO™ to us within 30 days from the receipt of the shipment. Product must be in new and unused condition and in it's original box. We will issue you a full credit refund. Manufacturing defects will be determined at our discretion and SAFEGO™ will be re-placed at "No Charge." Procedures for making a return: Please call us at (866) 263-1200 or send us an e-mail to info@safego.us and include the following information:

Your Name

Your E-mail

Your Phone Number

Order Number

Reason for Return

We will send you a Return Authorization Number as well as the address to return the merchandise to:

SAFEGO Returns

3400 NW 113th Court

Miami, FL 33178

United States

SAFEGO™ is a trademark of Blue Chip Group, LLC

© 2022 Blue Chip Group, LLC. All Rights Reserved.

SAFEGO

SAFEGO™

WWW.SAFEGO.US