




MODULAR SYSTEM

SYNC™ System Suggested Possibilities:

Double sink and countertop

Consists of:

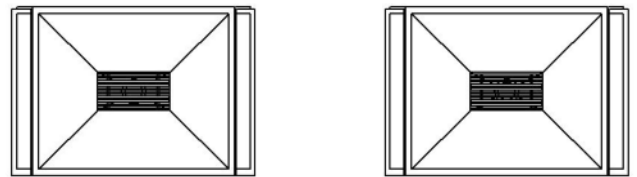
- Item #SYNC-BR-17 Stainless Bracket x4pcs
- Item #SYNC-SK-A Rectangle Sink x2pcs
- Item #SYNC-CT-B Square Countertop x1pc



Individual Double Sinks

Consists of:

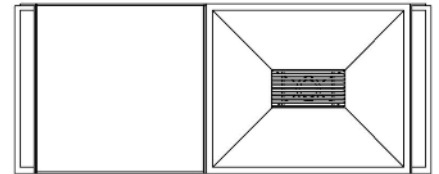
- Item #SYNC-BR-17 Stainless Bracket x4pcs
- Item #SYNC-SK-A Rectangle Sink x2pcs



Single Sink with Square Countertop

Consists of:

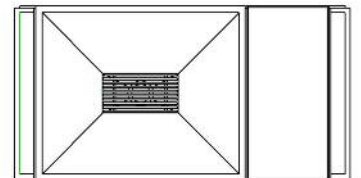
- Item #SYNC-BR-17 Stainless Bracket x3pcs
- Item #SYNC-SK-A Rectangle Sink x1pc
- Item #SYNC-CT-B Square Countertop x1pc



Single Sink with Small Countertop

Consists of:

- Item #SYNC-BR-17 Stainless Bracket x3pcs
- Item #SYNC-SK-A Rectangle Sink x1pc
- Item #SYNC-CT-A Small Countertop x1pc



Large Shelf

Consists of:

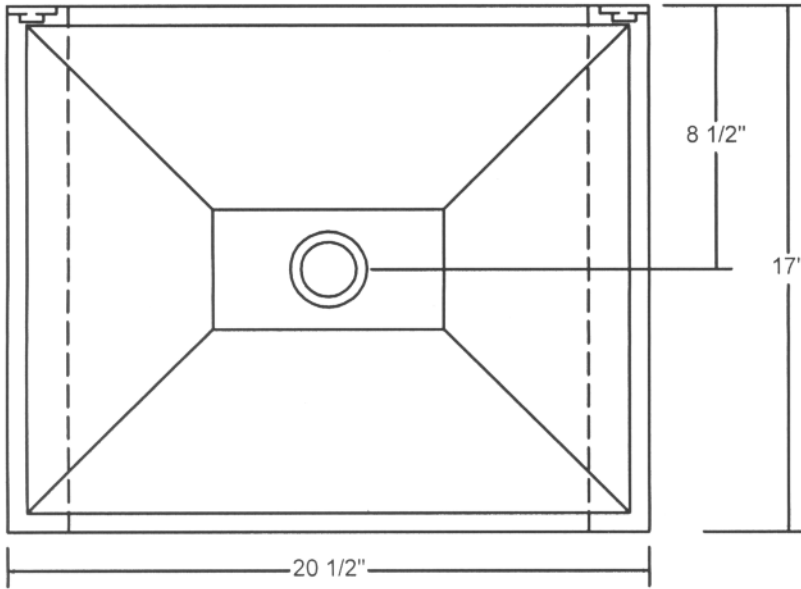
- Item #SYNC-BR-6 Stainless Bracket x2pcs
- Item #SYNC-SLF-B Large Shelf x1pc





**SYNC-SK-A
SYNC SYSTEM RECTANGULAR
SINK**

© 2008 STONE FOREST, INC.
PATENT PENDING



TOP VIEW

Available in:

- Honed black granite (HONE BL)
- Carrara marble (CA)

Must be used with SYNC system brackets, #SYNC-BR-17

I bracket will be required for each open side of your layout along with I bracket between any and all adjoining sink(s) and countertop(s).

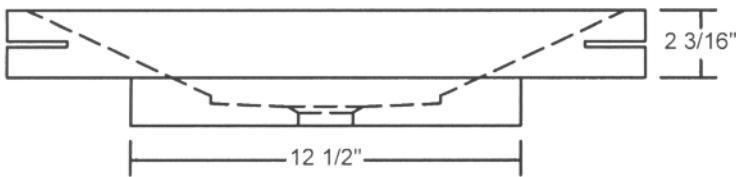
Includes stainless steel grid cover (sink can be custom made without the stainless steel grid for commercial use)

Approx thickness at drain is .75"

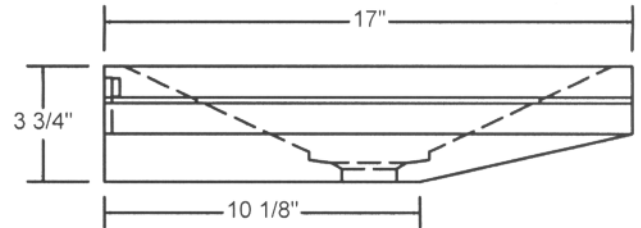
Required drain use 9054D Grid drain. Drains are 1.25" NPT. This can be supplied by Stone Forest at your request in select finishes.

Do not use pop up drain

Approx 75lbs



FRONT VIEW

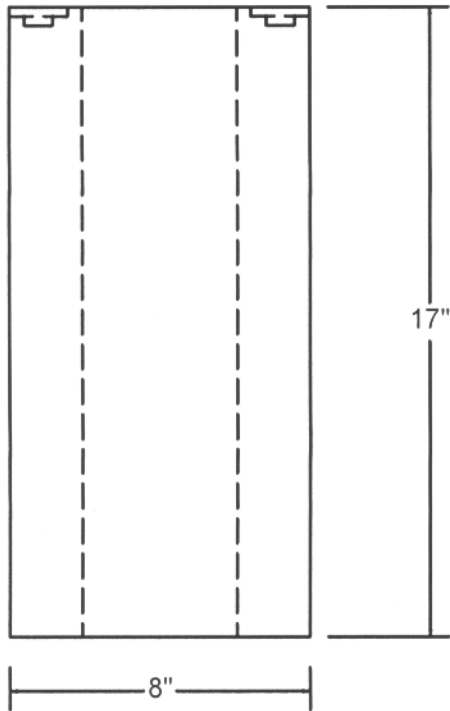


SIDE VIEW

STONE
FOREST

SYNC-CT-A SYNC SYSTEM SMALL COUNTERTOP

© 2008 STONE FOREST, INC.



TOP VIEW

Available in:

Honed black granite (HONE BL)

Carrara marble (CA)

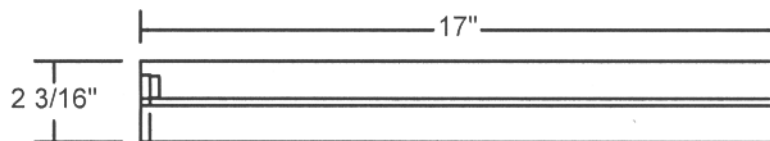
Must be used with SYNC system brackets,
#SYNC-BR-17

1 bracket will be required for each open side
of your layout along with 1 bracket between
any and all adjoining sink(s) and countertop(s).

Approx 30-40lbs



FRONT VIEW

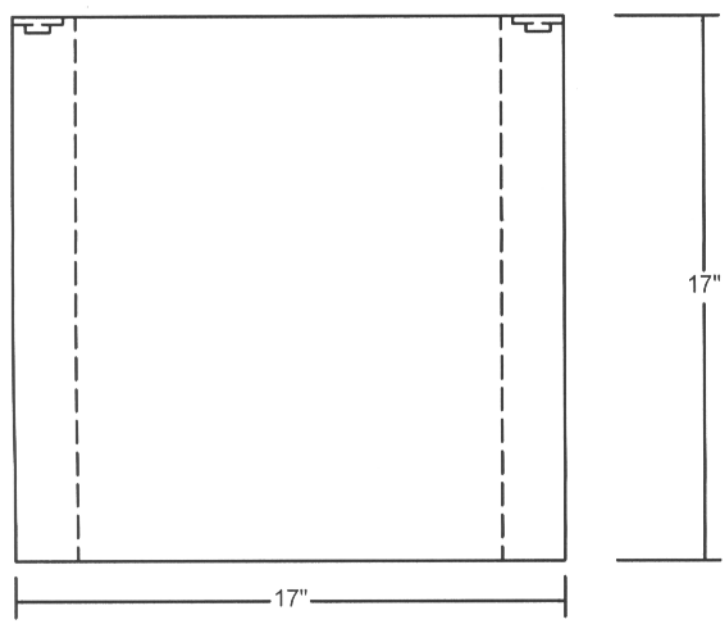


SIDE VIEW



SYNC-CT-B SYNC SYSTEM LARGE COUNTERTOP

© 2008 STONE FOREST, INC.




TOP VIEW

Available in:
Honed black granite (HONE BL)
Carrara marble (CA)
Stainless steel (SS)


Must be used with SYNC system brackets,
#SYNC-BR-17

I bracket will be required for each open side
of your layout along with I bracket between any
and all adjoining sink(s) and countertop(s).

Approx 50-60lbs




FRONT VIEW



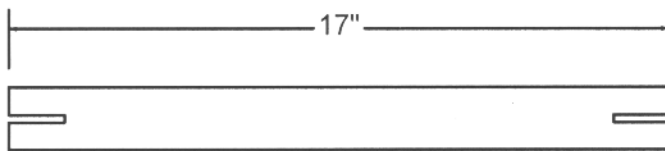
SIDE VIEW

SYNC-SLF-A
SYNC SYSTEM SMALL SHELF

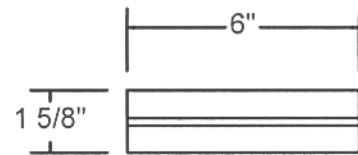
© 2008 STONE FOREST, INC.



TOP VIEW



FRONT VIEW



SIDE VIEW

Available in:

Honed black granite (HONE BL)

Carrara marble (CA)

Must be used with SYNC system brackets, #SYNC-BR-6

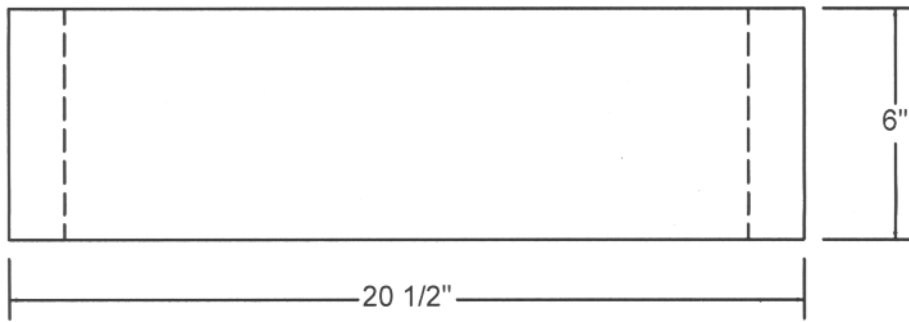
1 bracket will be required for each open side of your layout along with 1 bracket between any adjoining shelves.

Approx 20lbs

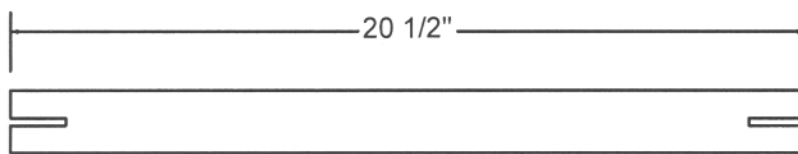


SYNC-SLF-B
SYNC SYSTEM LARGE SHELF

© 2008 STONE FOREST, INC.



TOP VIEW



FRONT VIEW



SIDE VIEW

Available in:

Honed black granite (HONE BL)

Carrara marble (CA)

Must be used with SYNC system brackets, #SYNC-BR-6

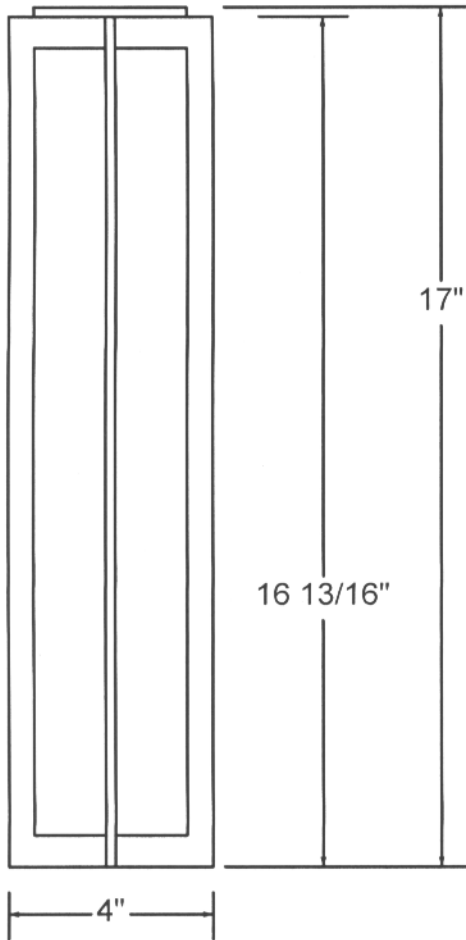
1 bracket will be required for each open side of your layout along with 1 bracket between any adjoining shelves.

Approx 30lbs

STONE
FOREST

SYNC-BR-17 SYNC SYSTEM BRACKET

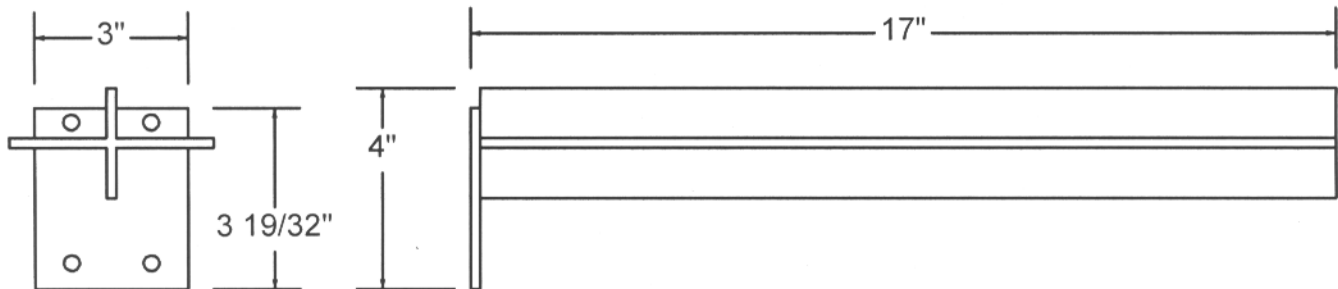
© 2008 STONE FOREST, INC.
PATENT PENDING




Brushed Stainless Steel

For use with SYNC Countertops and Sinks
(#SYNC-SK-A, #SYNC-CT-A, #SYNC-CT-B)

Universal bracket for left, middle,
and right positions

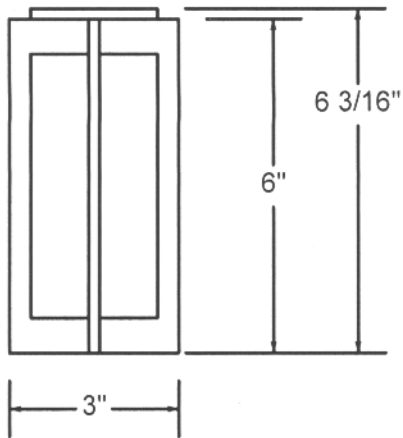


STONE
FOREST



SYNC-BR-6 SHELF BRACKET

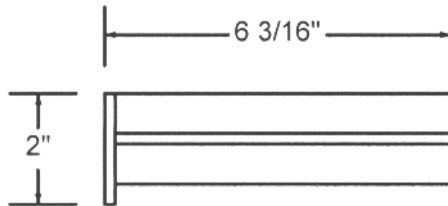
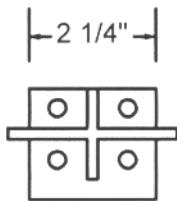
© 2008 STONE FOREST, INC.



Brushed Stainless Steel

For use with 17" and 20.5" shelves
(#SYNC-SLF-A, #SYNC-SLF-B)

Universal bracket for left, middle,
and right positions



STONE
FOREST