

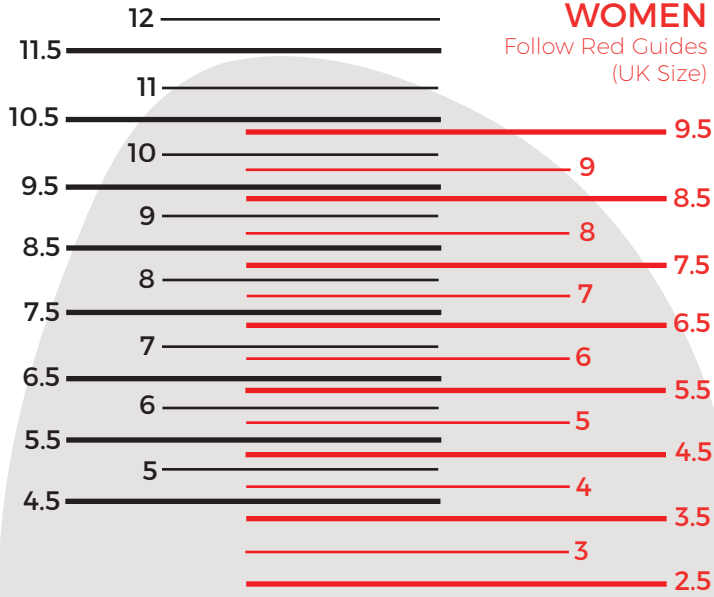


MEN

Follow Black Guides
(UK Size)

WOMEN

Follow Red Guides
(UK Size)



Please use these markings to line up Page 1 & 2.



AA
A
B
C
D
E
EE
EEE
EEEE
OR N
OR M
OR W
OR XW
OR H

MEN

MENS INTERNATIONAL SIZE CHART

US	EU	UK
5	35	4.5
5.5	36	5
6	37	5.5
6.5	38	6
7	39	6.5
7.5	40	7
8	41	7.5
8.5	42	8
9	43	8.5
9.5	44	9
10	45	9.5
10.5	46	10
11	47	10.5
11.5	48	11
12	49	11.5
12.5	50	12

WOMENS INTERNATIONAL SIZE CHART

US	EU	UK
5	35	2.5
5.5	35.5	3
6	36	3.5
6.5	37	4
7	37.5	4.5
7.5	38	5
8	38.5	5.5
8.5	39	6
9	40	6.5
9.5	41	7
10	42	7.5
10.5	43	8
11	-	8.5
11.5	-	9
12	44	9.5

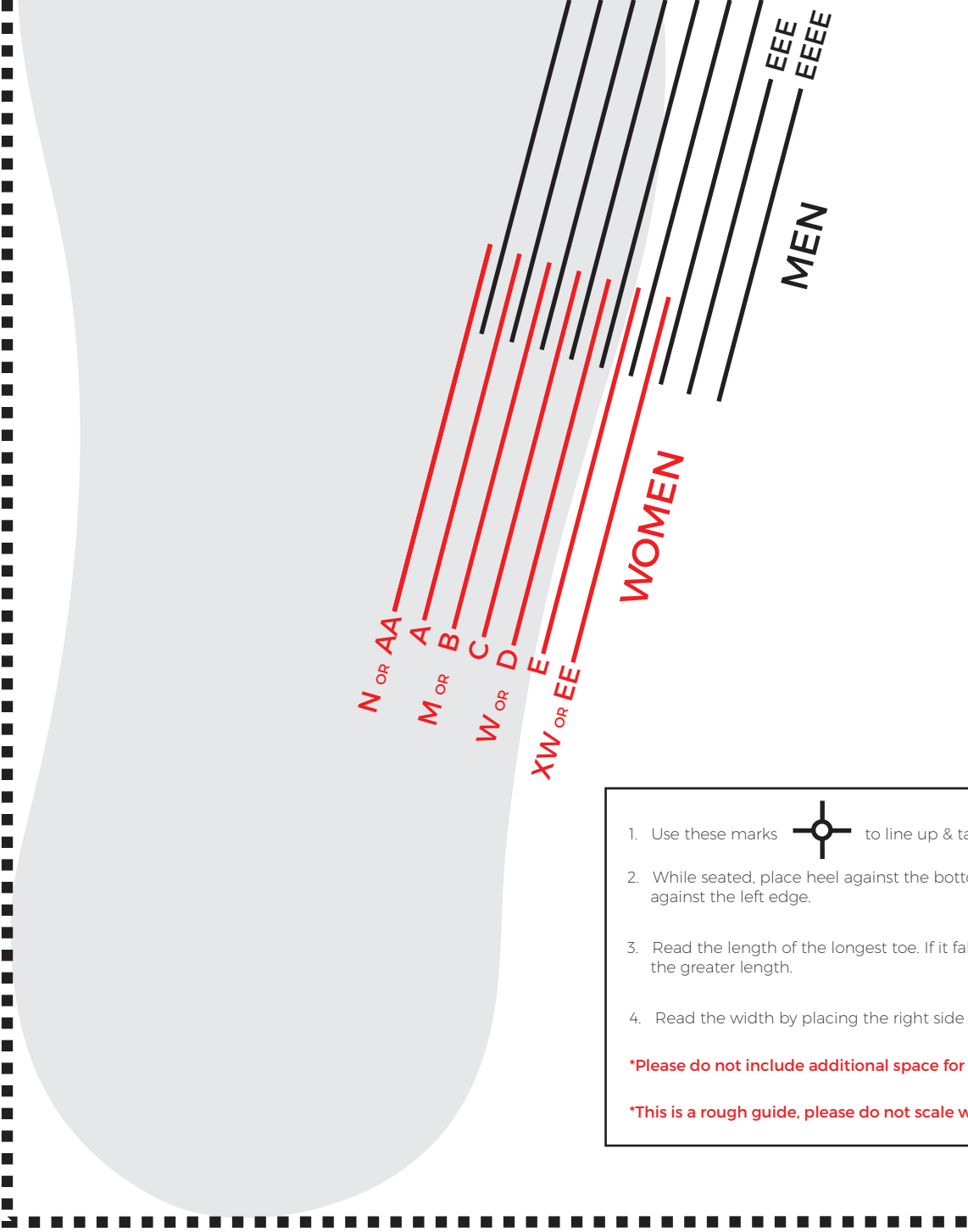



Please use these markings to line up Page 1 & 2.





Please use these markings to line up Page 1 & 2.



1. Use these marks  to line up & tape **Page 1 & 2** together.
 2. While seated, place heel against the bottom edge & side of foot against the left edge.
 3. Read the length of the longest toe. If it falls between lines, use the greater length.
 4. Read the width by placing the right side of foot to the width scale.
- *Please do not include additional space for either length or width.***
- *This is a rough guide, please do not scale while printing.***



Please use these markings to line up Page 1 & 2.

Use this guide
to verify accuracy