



WARNING:

Cancer and Reproductive Harm
www.P65Warnings.ca.gov

Adjustable Tubing Straightener - 3/16" - 1/4" Diameter Tubing

User's Guide

To use this tubing straightener you can choose 1 of the 3 methods to straighten the tubing coil

1



Vise mount

(Recommended for best results)


Adjustment

To straighten the tubing, slowly increase the tilt angle of the front roller by turning the wing nut counter-clockwise.


Suggestion

To straighten the coiled tubing, several passes through this tool will be needed.


2



Roller



3



Handheld

For further questions or comments
Email: contact@toolguyrepublic.com