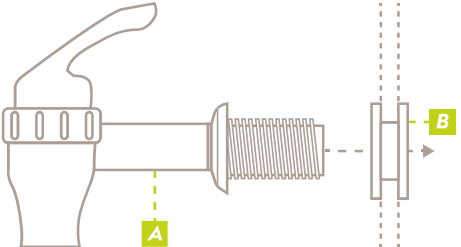





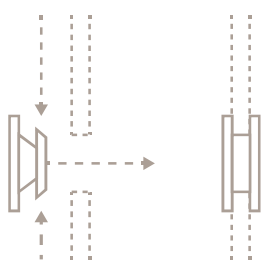
Glass Drinks Dispenser - 8.7L

RD-CG233951 - Guide to assembling it!

A  x1	B  x1	PLEASE NOTE! To be used with cold beverages only. Never attempt to lift the product by the lid, top or handle. Hand wash in cold water only.
	C  x1	

1 <p>Gently insert the spout through the gasket. Make sure special attention is paid not to force the spout. It may have to be rotated clockwise to get it in.</p>	
--	--

2 <p>The plastic nut should be screwed on by hand. Pay special attention not to over or under-tighten the spout.</p>	
--	--

3 <p>If the gasket should come out for any reason, first squeeze one side of the washer to a smaller size, then insert into the hole on the dispenser. When properly fitted, the gasket should fit into the glass as illustrated on the right.</p>	
--	--

Have an issue? Let us help with it!

Here at Rinkit! we love delivering a little bit of everyday happiness to you - and whatever you purchased we hope you enjoy it! We are also always here for you once you have taken delivery of your item and opened it!

Need to return it? Delivery journey has broken it? Faulty item? Tell us about it! If you have any questions or requests, our customer services team are here ready and waiting, 7 days a week, to help you with it! or guide you through it! if you need to return it!

Email hello@rinkit.com (7 days a week) Call (01903) 726 077 (between 0800-1700 GMT Monday to Friday)