

Glass Top Garden Table

HH-FT211 - Guide to assembling it!

WARNINGS FOR ASSEMBLY AND USE

The assembly must be carried out by adults. Assemble with protective gloves to avoid hand injuries. Remove stickers and protective papers before assembly and use. Before proceeding with the assembly, make sure that all components are present in the packaging.

Observe the general safety rules during assembly.

To properly assemble the item, carefully follow the assembly instructions attached here.

Ensure the area in which you are assembling this product is clean and clear of debris.

We recommend resting the glass tabletop on the disassembled cardboard carton during assembly to protect the glass from the floor.

The item should be mounted on a solid, flat surface free of anything that could damage it.

Instability caused by mounting on an uneven surface may damage the item. Before using the item, make sure it is well assembled.

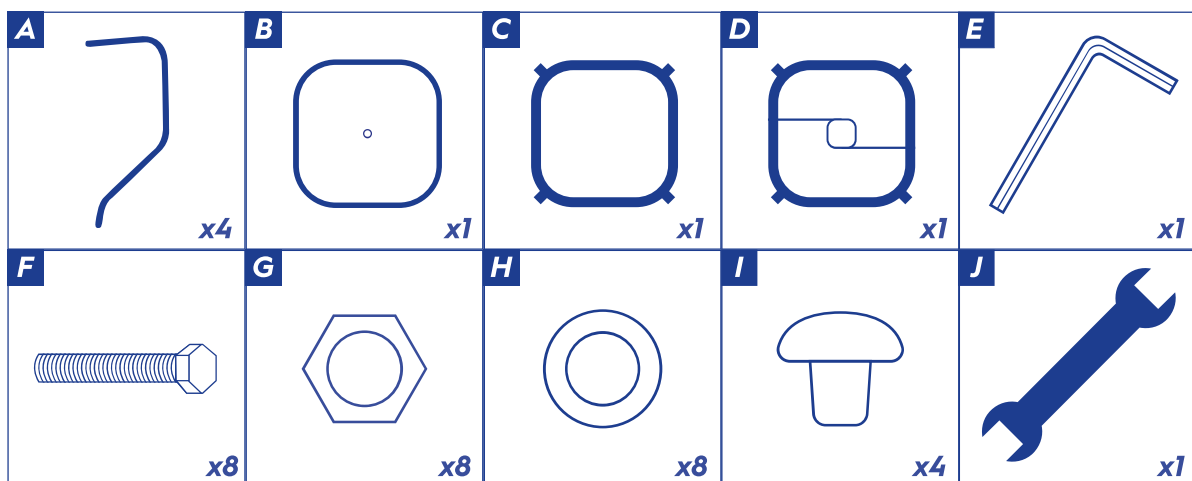
It is recommended that the product is not shaken or subjected to excessive impact. Do not hit the surface with hard and/or sharp objects. The product is intended for home use.

MAINTENANCE WARNINGS

Keep the object away from heat sources. Do not use aggressive cleaning products. Clean with a damp cloth and dry.

When not in use, the item should be stored in a clean and dry environment in order to prolong the life of the product. It should not be left out in the elements for prolonged periods of time.

READ AND SAVE THESE WARNINGS FOR FUTURE REFERENCES



Have an issue? Let us help with it!

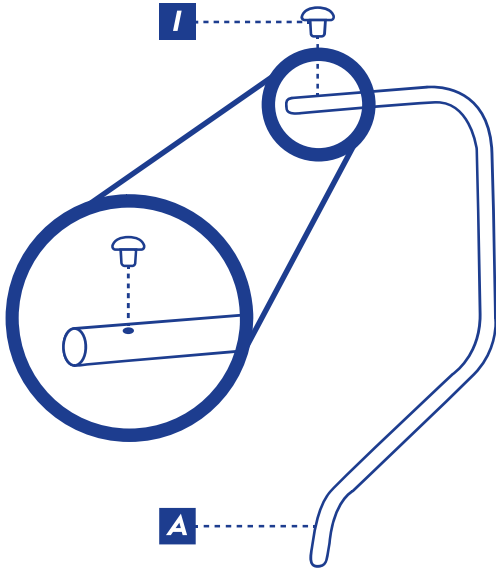
Here at Rinkit! we love delivering a little bit of everyday happiness to you - and whatever you purchased we hope you enjoy it! We are also always here for you once you have taken delivery of your item and opened it!

Need to return it? Delivery journey has broken it? Faulty item? Tell us about it! If you have any questions or requests, our customer services team are here ready and waiting, 7 days a week, to help you with it! or guide you through it! if you need to return it!


Email hello@rinkit.com (7 days a week) Call (01903) 726 077 (between 0900-1200 and 1300-1700 GMT Monday to Friday)

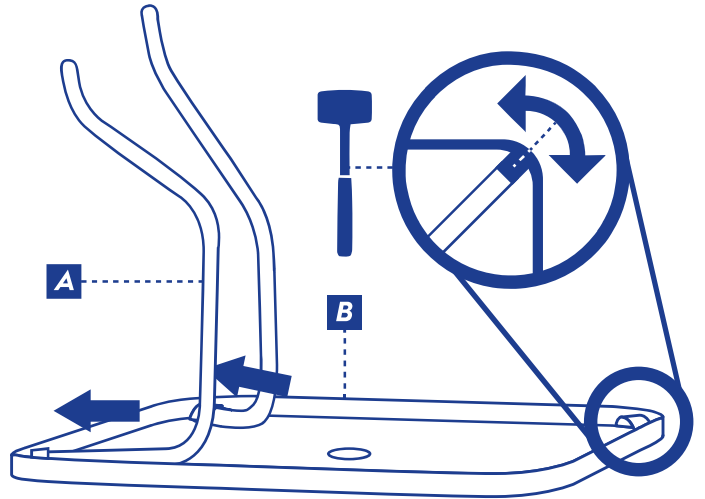
1

x4

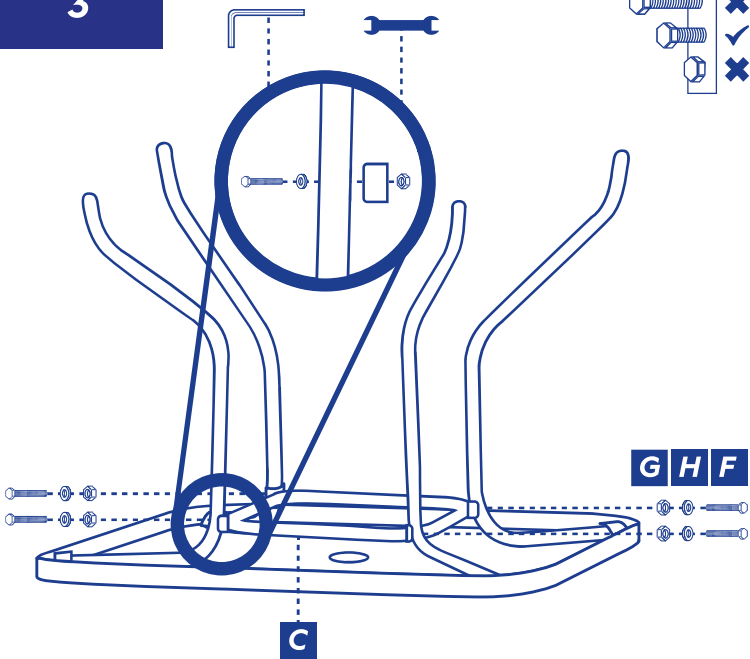
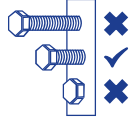


2


 Position of the leg casings can be adjusted using a rubber mallet - do not use excessive force as this may crack the glass

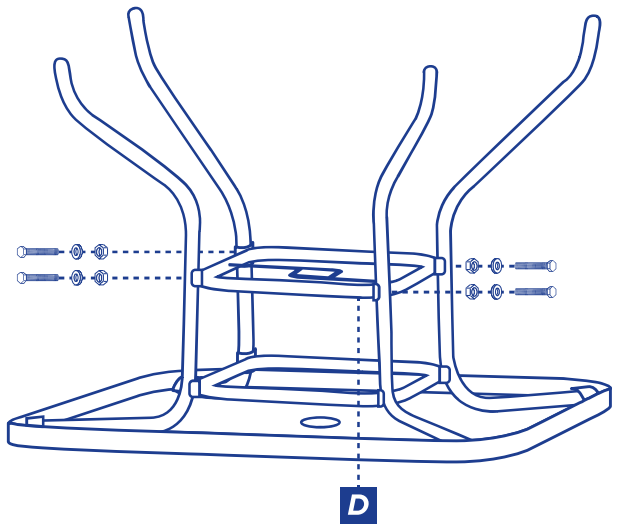
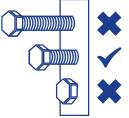


3




4

 Leg casings may need to be re-adjusted between steps 3 & 4 to ensure correct alignment



5



6

