

DISCLAIMER OF LIABILITY

By accepting delivery of your Alien Gear Holsters™ order you acknowledge and agree to the following conditions:

Firearms are dangerous instruments and should be handled only by responsible persons who have completed a certified training course in the safe handling and use of firearms. YOU, THE CONSUMER, ASSUME ANY AND ALL RISK ASSOCIATED WITH THE PURCHASE AND USE OF ALIEN GEAR HOLSTERS™ PRODUCTS. BECAUSE TEDDER INDUSTRIES, LLC D/B/A ALIEN GEAR HOLSTERS™ HAS NO CONTROL OVER HOW ITS PRODUCTS WILL BE USED, OR WHO SUCH PRODUCTS WILL BE USED BY AFTER PURCHASE, TEDDER INDUSTRIES, LLC D/B/A ALIEN GEAR HOLSTERS™ DISCLAIMS ANY AND ALL LIABILITY FOR INCIDENTAL OR CONSEQUENTIAL DAMAGES TO PERSON(S) AND/OR PROPERTY RESULTING FROM THE USE OF ANY ALIEN GEAR HOLSTERS™ PRODUCTS. YOU, THE CONSUMER, ASSUME ALL RISK OF PERSONAL INJURY OR DEATH CLAIMS AS A RESULT OF YOUR USE OF ALIEN GEAR HOLSTERS™ PRODUCTS.

It is your responsibility as the consumer to personally check and ensure the fit, function, and compatibility of your Alien Gear Holsters™ product with your particular handgun, apparel, and working conditions. Although Alien Gear Holsters™ makes every effort to construct its products to fit the most current handgun models, manufacturers of handguns constantly update their products. Slight manufacturing changes in a handgun model can affect the proper and safe fit of your handgun and holster. Loose or ill-fitting apparel may interfere with proper fit or function of Alien Gear Holsters™ products. Some environments or working conditions are not conducive to the use of Alien Gear Holsters™ products. You, the consumer, are ultimately responsible for determining whether your particular usage of your Alien Gear Holsters™ product, with your particular handgun, apparel, and working conditions, is safe and appropriate. Alien Gear Holsters™ will not be responsible for changes to handgun models, variations from standards, or for typographical or other errors which may occur in the ordering of a product from Alien Gear Holsters™.

Alien Gear Holsters™ products are designed to fit factory equipped handguns. The use of trigger shoes or grip adapters, laser sights or any other alterations to the frame, or dimensions of the handgun itself, may cause improper holster fit and negligent discharge. Do not alter your Alien Gear Holsters™ product in any way. An alteration to your Alien Gear Holsters™ product may result in an unsafe fit for your handgun and possible negligent discharge. Do not use your Alien Gear Holsters™ product with any firearm for which it was not designed or intended.

Never place a loaded handgun in a holster without first testing holster and handgun compatibility and fit using your handgun in an unloaded condition (double-check to make sure the chamber is empty). For information on how to safely carry your particular handgun, please refer to your handgun manufacturer's safety and instruction manual.

Practice holstering and drawing your handgun, and wearing your holster, with your handgun unloaded until you are comfortable with fit, compatibility, and usage, before using your holster in non-test conditions or with a loaded handgun. Make certain that your handgun is securely seated in the holster each time you holster your handgun before removing your hand from the grip. A handgun must snugly fit in its holster to guard against accidental separation of the handgun from the holster. Never place your hand in front of the firearm barrel while trying to holster or un-holster your firearm. Keep your finger off the trigger until you are ready to shoot. Keep fingers off the trigger and out of the trigger guard when drawing or replacing the handgun in the holster and at all times while your handgun is holstered.

[Follow all instructions and guidance in your Alien Gear Holsters™ product Use and Care Guide/Instruction Manual/Owner's Manual.] Should your holster become worn, loose, defective, or ill-fitting at any time, immediately cease use of your holster and contact Alien Gear Holsters™ for warranty coverage instructions.

For questions, please email:
support@aliengearholsters.com



RAPID FORCE™ DUTY HOLSTER

USER GUIDE

 PATENT: 11209240
UG-VERSION-8/24

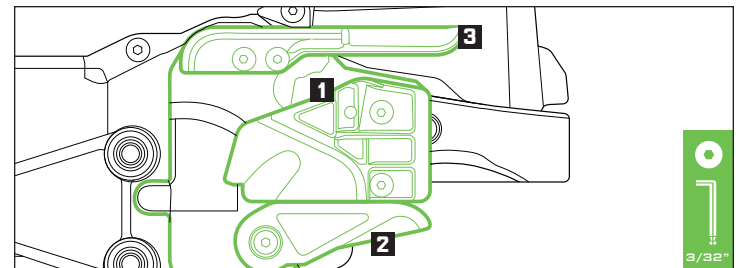
HOLSTER OPERATION

ACHIEVE A FAST, FLUID DRAW IN A SINGLE MOTION.







	<p>1 PUSH</p> <p>As you draw, the shooting hand thumb drives down onto the Push Button releasing the backstrap and optional MRDS cover forward.</p>
	<p>2 SWIPE</p> <p>As the thumb transitions to proper firearm grip, the Swipe Button lever rotates back releasing the Ejection Port Lock. Active retention devices are deactivated, leaving the friction of the passive retention (Adjustable on Sig models).</p>
	<p>3 DRAW</p> <p>Draw the pistol straight up from the holster.</p>

THUMB RELEASE UNIT

The Gross Motor Response system controls the active retention of the pistol to create a fast, fluid draw. It consists of the **(1)** Push Button and **(2)** Thumb Swipe active retention controls which operate the backstrap and the ejection port lock. Each have three sizes to suit any hand size. **(3)** The Button Guard prevents unwanted access to the GMR unit's controls.



HIGHLY ADJUSTABLE TO FIT YOUR HAND

1 PUSH BUTTON	2 THUMB SWIPE	3 BUTTON GUARD
<p>SIZES</p> <p>1 </p> <p>2 </p> <p>3 </p>	<p>SIZES</p> <p>1 </p> <p>2 </p> <p>3 </p>	