

K4119 Plumbing Spec Sheet



Plumbing Spec Sheet:

- This spec sheet will cover the K4119 shampoo chair.
- For product dimensions please refer to our websites "Product Specifications" of your shampoo unit.
- All specs are approximate with some tolerances taken.
- K4058, K4119, K4600 and K4900 use the same bottom section and bowl and measurements are identical.

Note: A professional plumber should be employed to assemble this shampoo unit. This unit is ideal for tile and concrete floors. Wood floors should not be used without a waterproof rubber mat.



Distance from back of the bowl to the center of the drain is 8 inches.

Note: The back of the bowl has a curve and measurement is taken at the center of the bowl.

The porcelain bowl mount space is 12 inches deep.

Workable space inside is 18 in. Deep x 19 in. Wide x 11 in. High

The space from the top of the porcelain bowl mount to the floor is 24 inches.




Back end to end measurement is 10.5 inches.

Note: Due to the shape of the bottom section of the shampoo chair, measurements are not consistent from side to side.

Note: We recommend you place the shampoo unit minimum 30 inches from the wall.


Note: Back panel can be modified for wall mounted plumbing. Please refer to the final note at the end.



Opening measurements from top to bottom are 12.5 inches.

Opening measurements from side to side are 5.5 inches.

Measurement from the bottom of the lower section to the bottom of the opening is 4.5 inches.



Workable space inside is 18 in. Deep x 19 in. Wide x 11 in. High

Measurement from opening to lower seat is 18 inches.

Measurement from side wall to side wall is 19 inches.

Note: side walls do taper so measurement is not consistent.

Measurement from floor to lower seat is 11 inches.

Silver Plate Hole Cover when NO Vacuum Breaker is Needed

Shower Hose Hole

Silver Plate Underside Holder

AYC Vacuum Breaker

Silver Plate

Under Vacuum Breaker Gasket
Brass Nipples and Nuts

Silver Plate Rectangle Gasket

20" Steel Braided Hose

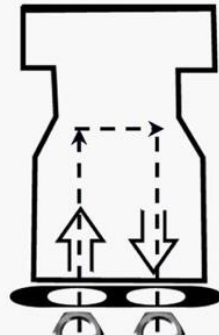
AYC Vacuum Breaker Kit

VB Kit Sold Separately

Note: Check your local building codes to determine if a vacuum breaker is necessary for your shampoo unit.



Water Flows From Faucet



To The Shower Hose

Short Pipe to the UP Arrow


Long Pipe to the DOWN Arrow

A vacuum breaker prevents water from being siphoned backwards and pressure drop in the public drinking water.

Should the supply pressure drop, the disc springs back, opening the vent holes (which let in outside air), and preventing backflow of water.


Note: Water Pressure at the faucet should never exceed 60PSI. Optimal operating pressure should be 30 to 40 PSI.

Movable
Stopper



One Piece Shower Head
Shower Hose Combo
2" dia. Shower Head
48" Long Shower Hose

1/4" NPT
Brass Fitting



AYC Faucet
2" diameter
circular base

AYC Deck
Mount Faucet
Water Lines
are 30" Long

Note: Keller International does NOT claim any responsibility for damages due to modifications done to the shampoo unit or damages due to negligence and any damages from improper setup to the plumbing done for this shampoo unit.