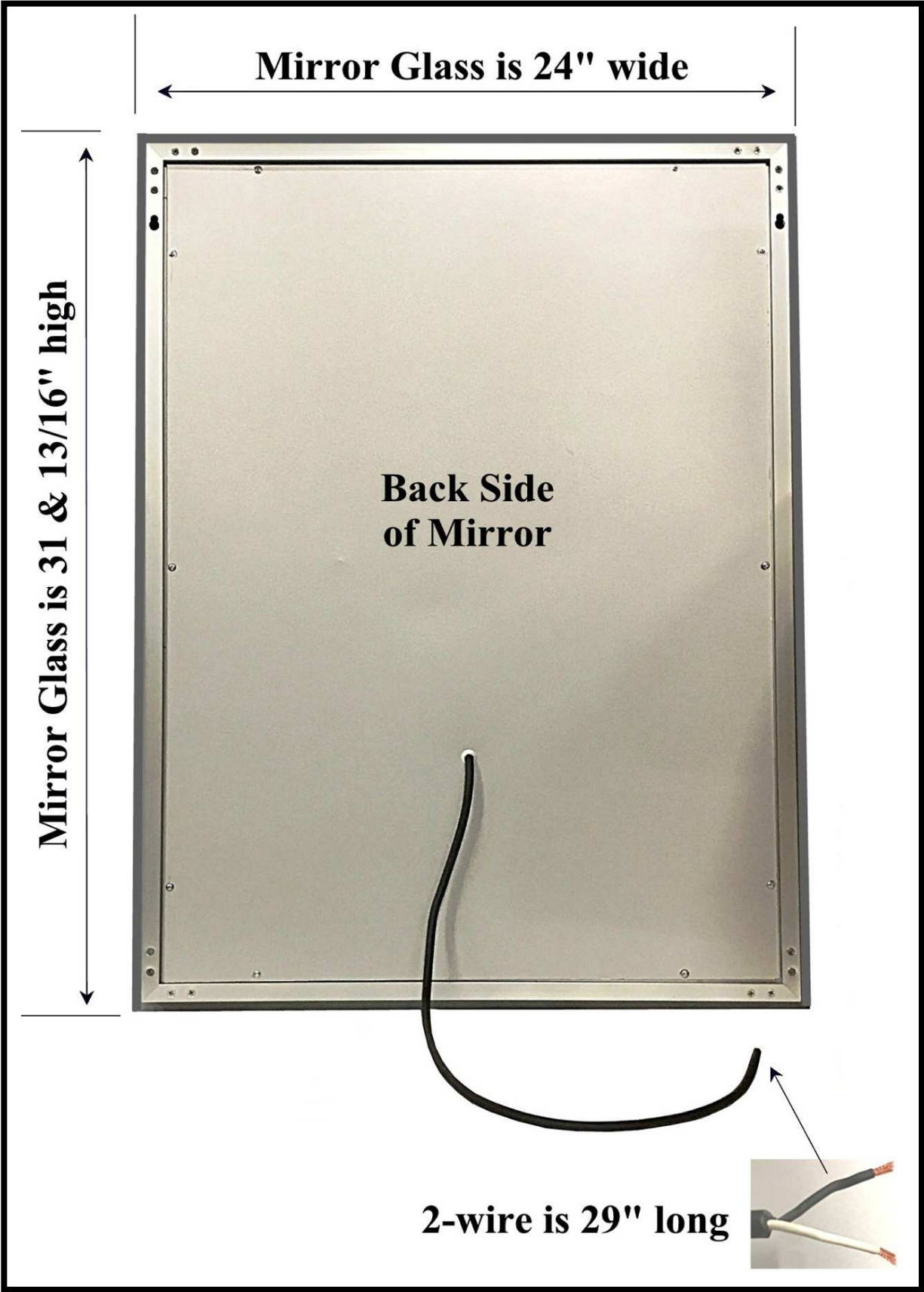




**KELLER INTERNATIONAL, LLC**  
1431 LAKE RD, HAMLIN NY 14464  
Info@kellerinternational.com  
T: 1-800-578-8772 • F: 1-585-964-8093  
**KELLER4SALON.COM**

## Keller LED Lighted Makeup Mirror (YG-817-M) Specifications

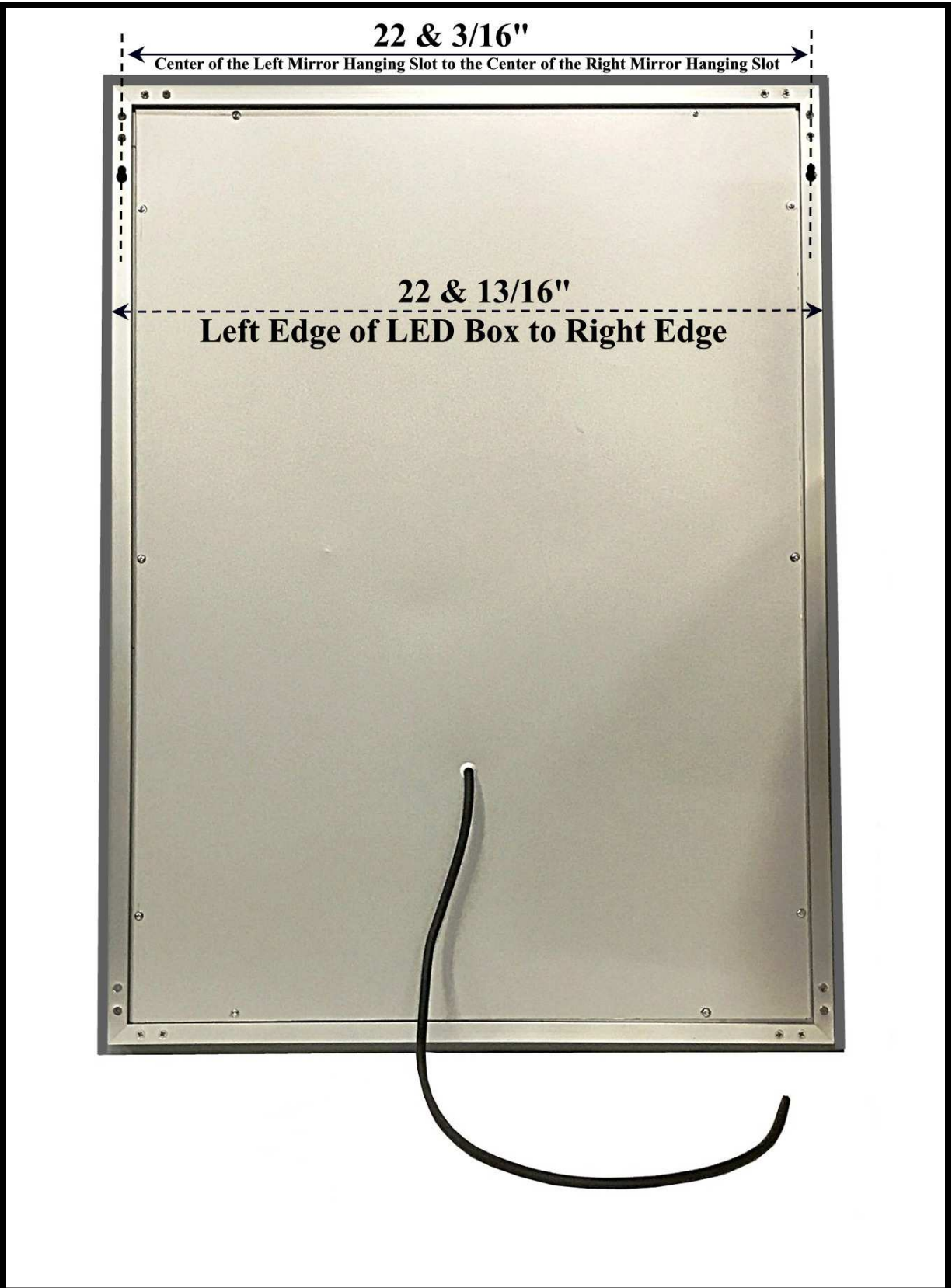




**PLEASE NOTE: This mirror needs to be wired to 120 volts / 60Hz per National Electrical Codes.**



**WARNING:** This mirror is designed to be Hard Wired to your Electrical Service and hang on the wall with no visible cord. This mirror can also be corded if desired. A Licensed Electrician should be employed for the Installation – the Electrical Mains should be turned off before starting the installation.



**WARNING: Handle the Mirror Glass With Care! Edge Damage or Surface Scratches may cause a sudden burst of broken glass. The Mirror Glass has a Safety Coating on the back to prevent sharp fragments: the Mirror Glass will only fragment into small pieces.**

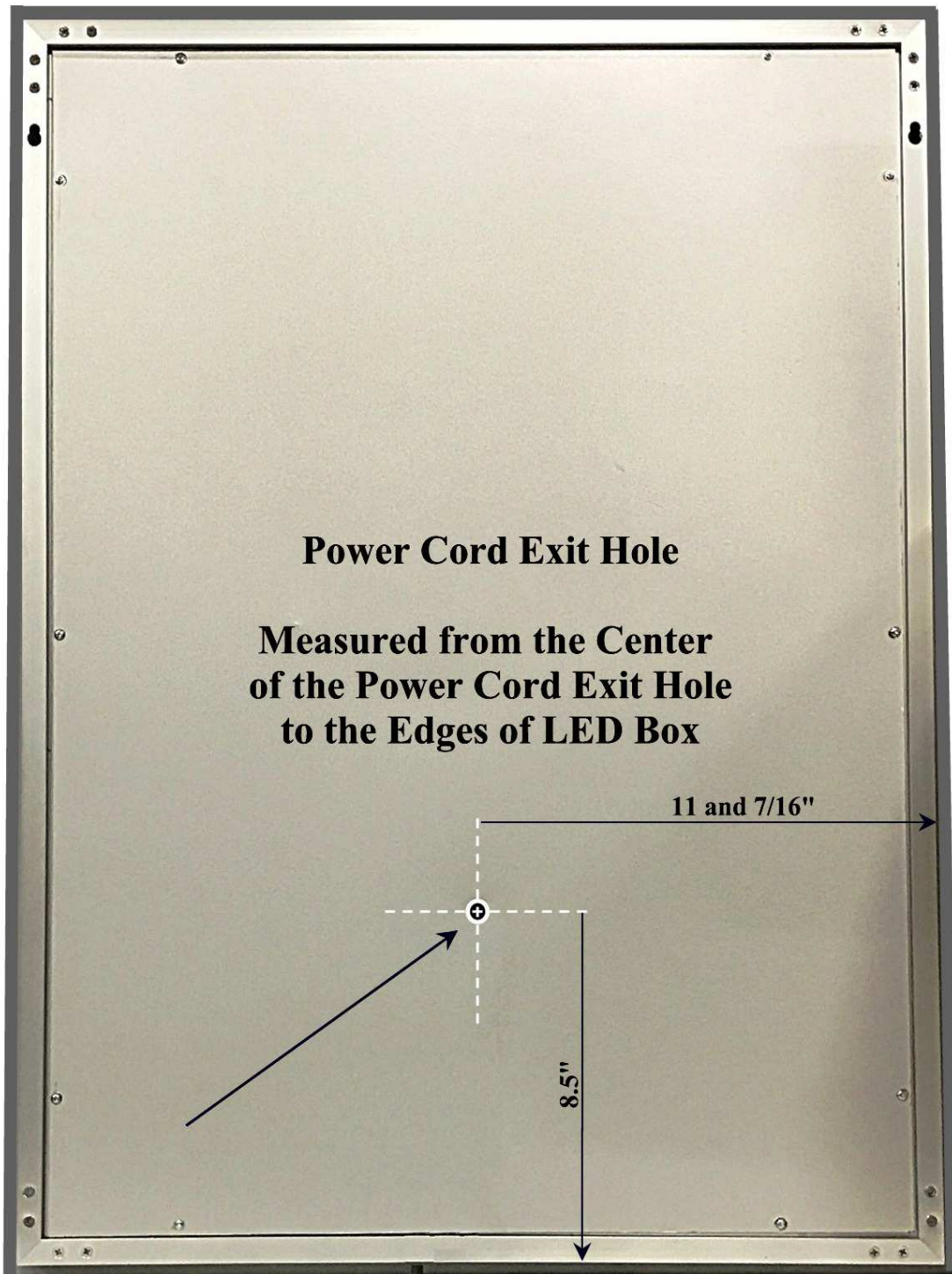


**NOTICE:** This mirror may or may not come with mounting hardware. Mirrors improperly hung on walls can be dangerous. Hanging hardware should be of the appropriate type for the material they will be attached to – please have your mirrors hung by a professional.

**NOTE:** This mirror weighs about 25 pounds.

**Mirror Care:**

1. Clean mirror with clean warm water and a soft cloth.
2. **DO NOT USE** cleaners that contain solutions of Ammonia, Vinegar or Chlorine – and Never use Powdered Cleansers or Steel Wool.
3. Apply cleaner to a soft cloth – wipe mirror – dry thoroughly.



- 1. Touch the Infrared Sensor Switch to turn ON and touch again to turn OFF.**

**NOTE: Mirrors installed in bathrooms should be Fog Free due to the inherent heat energy from the LED lights. Install in a well ventilated bathroom. LED lights also prevent condensation buildup by maintaining a balanced mirror surface temperature.**