

TROPITONE®

— BEAUTIFULLY CRAFTED, TIME TESTED —



Full Exposure



100% USA Made



Create Your Own

SAFETY, CARE, MAINTENANCE & WARRANTY INFORMATION

2025





LEADERS
— FLORIDA LIVING — 



Thank you for the opportunity.

We appreciate your business.

Share your honest opinion of our products & service anywhere online. Bring a copy of the posting to any retail location to receive 50% off an accessory item. An accessory item is a lamp, wall hanging, or item that can be set on a table. An accessory item does not include umbrellas, ottomans, occasional chairs, tables, or any other furnishings.

Store locations:	http://leadersfurniture.com/locations/
Website	leadersfurniture.com
Solutions Center	solutions.center@leadersfurniture.com
Distribution Center	leaders@leadersfurniture.com
Social Media	   

Thank you for the opportunity,

Tim Newton

President

TROPITONE®

Table of Contents

Introduction	4
The Difference.....	5
Frames.....	5
Finishes.....	5
Fabric and Fills.....	5
Safety	5
Product Inspection	5
Windy Conditions.....	6
Contract Installation Notice	6
Cleaning and Care	7
Cleaning and Care	8
Cushion Care	9
Warranty	10
Service / Ordering Parts	11
File a Warranty Claim.....	11

Introduction

The Tropitone® brand was originally established as a commercial brand in 1954 by Mr. Burt M. Baker, a retired Lockheed Aircraft engineer and executive at Grand Rapids Chair Co. Upon moving to Florida, he established the Tropitone brand, crafting furniture for hotels, clubs and resorts. At this time, car travel was starting to boom in the USA. As travelers became familiar with the Tropitone® brand products at hotels and resorts, they began asking where they could buy such comfortable, stylish, high quality products for their homes. Tropitone decided to fill that demand by offering commercial-quality products for sale at retail.

In the 1960s they introduced powder coated aluminum finishes to the industry. Utilizing a multi-step wash process that ensures a lasting finish, Tropitone's aluminum frames last longer under any environmental conditions. Tropitone also pioneered the technique of double-wrapping vinyl straps around the powder coated aluminum frame for extra durability.

The Tropitone® Furniture Co., Inc. established their operations in Irvine, California in 1970, to serve the ever-growing demand for outdoor patio furniture in the western USA. This western base houses a full-service manufacturing facility and eventually became the corporate headquarters. This move provided a bi-coastal manufacturing advantage and close proximity to North American customers that is crucial to respond quickly to ever-changing marketplace conditions.

Throughout the years following, Tropitone has continued to change the standards for an entire industry by applying the rigorous product and service requirements of the highly demanding commercial market to the residential market. They have broad and deep portfolio of products specifically designed for commercial and residential outdoor spaces, all with the same standards of comfort and excellence.

The Difference

Frames

All Tropitone® extruded aluminum furniture frames feature a welded, all aluminum frame construction and uses full circumference welding in all load-bearing joints since it is the strongest way to join two pieces of aluminum. Some collections may feature frames that are either solid cast aluminum or a combination of cast and extruded aluminum. Cast to extruded material connections have a deep penetrating weld design to insure superior strength.



Finishes

Pre-wash/Pre-finish

- All Tropitone® casual furniture is prepared for our powder coated finish in a multi-step wash process which both cleans the frame and also applies a special finish-bonding agent. This ensures that the powder coating will adhere uniformly.
 - powder coating
 - Tropitone® durable polyurethane or polyurethane/polyester blend powder coating is significantly thicker than paint. It is applied electrostatically as a powder and then baked at temperatures exceeding 400° F. This causes the powder to melt and flow evenly all around the frame.



Fabric and Fills

Tropitone outdoor cushions are constructed of fabrics containing UV and mildew inhibitors. Additionally, each cushion is constructed of a mildew resistant core of self-draining fills, which is then wrapped in a water resistant covering. All Tropitone® fabrics, fill and foam are flame retardant, meeting fire code rating CA117.

Safety

In our continuing effort to ensure that your experience with your new purchase is positive with regard to comfort, quality and design, we take safety very seriously. Please note the following important safety information, in addition to any other safety information noted in this booklet.

Safety Warning! Use of furniture in need of care and maintenance or use of damaged furniture can result in injury. Minor repair issues, if unaddressed, can become major repair and service issues that can create potential safety issues. Contact the Leader Furniture® Solutions Center for support at solutions.center@leadersfurniture.com

Product Inspection

Periodically and carefully inspect all products for breakage and/or indications of wear. Inspections must include, but not be limited to, joint tightness, spring assemblies, and the weld areas of the product's, arms and legs. If joints are loose or any cracks should appear on the product or at welds, the item must immediately be removed from service until repaired.

Inspections must include all bolts and screws. Should any loose or missing hardware be detected, the item must be removed from service immediately until the hardware can be properly tightened and/or replaced.

Inspections must include chaise lounge and recliner headrest ratchets. Periodically tighten the headrest bolts on all chaise lounges and recliners. Confirm all other hardware is tight, movement is smooth without binding, and that the ratchet engages properly at each position. At the same time, carefully inspect the headrest ratchets for breakage and/or wear. If headrest ratchet breakage and/or indications of headrest ratchet wear are present, a replacement headrest should be ordered. The furniture must immediately be removed from service until repaired and/or replacement parts installed.

To obtain replacement parts, please see the SERVICE / ORDERING PARTS AND ACCESSORIES section of this brochure.

Product failure caused by a lack of reasonable and necessary care and maintenance is not covered by the product warranty.

Contact the Leaders Furniture® Solutions Center immediately if you notice concerns.

solutions.center@leadersfurniture.com

Safety Warning! Chaise lounge and recliner headrests must NEVER be adjusted while seated in the chaise. Serious finger, hand or other bodily injury may result from adjusting the headrest while seated. Headrests must always be adjusted while out of the furniture and standing to the side.

Windy Conditions

Safety Warning! During windy conditions, chaise lounge and recliner headrests may be blown forward, possibly resulting in head, neck, facial, arm and/or back injuries. During windy conditions the headrests must be lowered to the fully down position. The use of the chaise lounges and recliners must be discontinued and users should leave the area.

Notice for contract installations:

Contract Installation Notice

Periodically and carefully inspect all products for breakage and/or indications of wear. Such inspections must include all products of a like kind and model, not merely a random sampling within model categories or among like products.



In addition to the periodic inspections of all products, regular random sampling inspections within model categories and among like products must be undertaken.

The property should keep a log of each full inspection and random sample inspection, including the date, time, and images taken during the inspection with the inspector's signature, to ensure inspection compliance and ensure the best effort to maintain a safe space for guests.

Include the following or substantially similar conspicuous written notice as part of the posted Rules and Regulations at poolside and elsewhere wherever chaise lounges and recliners are available for use:

- "Never adjust chaise lounge or recliner headrests while seated. Serious finger, hand or other bodily injury may result from adjusting headrest while seated."
- "During windy conditions, the use of the chaise lounges and recliners must be discontinued and users should leave the area."

Consider also including such notice in the written material(s) provided to guests in connection with the availability and use of the guest amenities at your facility.

Contact the Leaders Furniture® Solutions Center immediately if you notice concerns. solutions.center@leadersfurniture.com

RECOMMENDED CARE & MAINTENANCE

Leaders Furniture™ proudly recommends and offers Meguiar's Marine & RV products, the most trusted names in car care, to clean and maintain your outdoor furniture. We have partnered with Meguiar's to help protect your investment and get the most out of your ownership experience.


	WASH	BLEACH	CLEAN	WAX & PROTECT	PROTECT	PROTECT	MAINTAIN	COVER
								
								
PRODUCT	Gel Wash #54	Any Chlorine Bleach Brand	Extreme Multi-Surface Cleaner	Quick Wax #59	Extreme Vinyl & Rubber Protectant	Corrosion Block	Wash N Wax #143	Furniture Covers
USED FOR	Remove soiling	As needed to remove soiling, staining and kill organic growth	Remove soiling and staining	Protects material and offers UV protection	Protects material and offers UV protection	Blocks corrosive salt air and restores oxidized and dry metal and painted metal surfaces	Remove soiling spots and UV protection	Extreme Protection for Rainy Season, Pollen Season, or out of town for the season. Put a barrier between your investment and environment.
USED ON	All Products	Aluminum Frames Wicker Frames Some Fabrics	Aluminum Frames Wicker Frames All Fabrics	Aluminum Frames Wicker Frames	Best for PoliSoul™ Poly Timber	All Metal and Finished Metal Surfaces	Aluminum Frames Wicker Frames	All Products

LIFETIME FREE EXPERT ADVICE: 877.538.5783
solutions.center@leadersfurniture.com



HOW?

Follow the manufacturer's instructions on the container.

	WASH	CLEAN	PROTECT			MAINTAIN		
	ALL MATERIALS	ALL MATERIALS	WICKER	SYNTHETIC WOOD	ALUMINUM	WICKER & POLY	ALUMINUM	
BEST RESULT	Gel Wash #54	Extreme Multi-Surface Cleaner	Quick Wax #59	Extreme Vinyl & Rubber Protectant	Corrosion Block	Wash N Wax #143	Corrosion Block	
QUICK & EASY	Gel Wash #54						Wash N Wax #143	Corrosion Block

WHEN?

Protect and clean your surfaces the same way you would protect your skin. Wash off the salt and soiling and apply UV Protection. If you notice soiling it is time to do a little quick and easy maintenance. Otherwise, we recommend at least the following schedule:

VISIBLE SOILING	COASTAL INCLUDING LAKES	FULLY EXPOSED	SCREEN PORCH	UNDER ROOF COVER
This weekend	Every 2 Months	Every 3 Months	Every 6 Months	Every 6 Months

WASH

Washing is a vital step in keeping your product looking its best. Washing removes loose contaminants from your surfaces. If allowed to remain, contaminants can eventually bond to or etch your surfaces. Household cleaners will strip off any protection you have applied. Meguiar's Marine Gel Wash is pH balanced, biodegradable to gently clean and preserve your surface protection.

CLEAN

While washing removes loose contaminants from surfaces, cleaning is intended to remove bonded surface contamination and attempt to remove below surface blemishes. Above surface contamination includes tree sap, environmental fallout, bug and bird droppings, and soiling. Below surface defects include light scratches, water spots, and water etching.

PROTECT

The only way to keep your purchase looking great for as long as possible is to apply a protective coating to preserve the surface. Meguiar's protection formulas provide a durable protective layer that seals in the factory new look of your products, offers UV protection and keeps environmental elements from coming in direct contact with your surfaces.

MAINTAIN

Frequent surface care makes maintenance easier. The more frequently you care for your furniture, the easier the detailing process. Maintenance is the frequent removal of contaminants before they get an opportunity to bond to or damage the surface. Maintenance is designed to help you safely remove contaminants without stripping away your protective coatings, leaving your product looking polished and new.

COVER

Covering your furniture puts a barrier between the elements and your purchase. Covers block, rain, sun, and environmental contaminants like pollen and dust. Be sure to use breathable covers in Florida that block rain and allow air to circulate. Using non breathable covers like tarps or plastics trap moisture and promote mildew growth.

LIFETIME FREE EXPERT ADVICE: 877.538.5783
solutions.center@leadersfurniture.com



Cushion Care

Drying

After a soaking rain or anytime the cores of the cushions get wet it is best to stand the cushion on end to allow them to drain more quickly. This will prevent mold and mildew growth between the frame and the cushion.

Spot Clean

Spot wash the fabric to clean spills by using a sponge or a soft bristle brush with Meguiar's Extreme Multi-Surface Cleaner. Spray the affected areas and rinse thoroughly. For tough soiling brush area with a soft bristle brush in a circular motion, then rinse. .

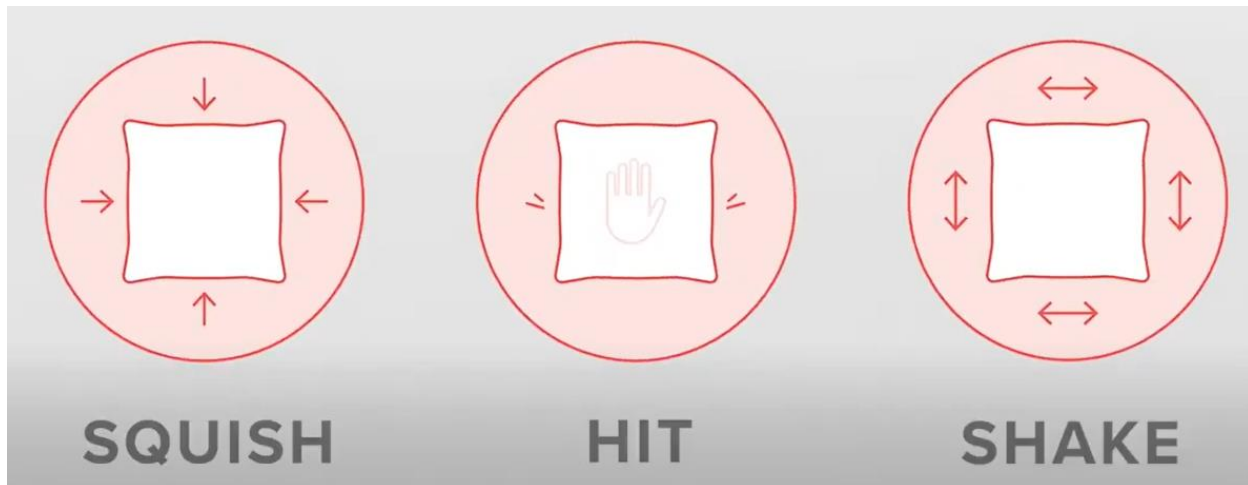


DO NOT MACHINE WASH OR MACHINE DRY THE CUSHION CASINGS. YOU COULD DAMAGE THE SEAMS.

Cushions made from 100% solution dyed acrylic can be cleaned with Bleach. Use a premixed bleach cleaner or 50% bleach water mixture. You can add mild dish soap to loosen soiling if desired. Check a small inconspicuous spot for color fastness before cleaning the entire cushion. Be sure to rinse the cushion thoroughly to remove all of the bleach solution.

Fluff and Rotate

The more a cushion is used the softer it will feel. Pillow fill can settle and compress. Rotate seat cushions every cleaning. Fluff and loft pillow and backs to restore the look and make a comfortable sit. Not rotating seat cushions over time may make your favorite seat feel noticeably softer than a seat not used as often. Not fluffing pillows and backs occasionally will cause them to look flat and like they are missing fill.



Warranty

After 11/2019		
	Residential	Commercial
Aluminum Finish - peeling, cracking and blistering	5 Years*	5 Years*
Aluminum Frames & Fire Pit Frames - material defects and workmanship	15 Years*	5 Years*
Basta Sole® Umbrella Frames - splitting, rusting, manufacturer's defects	3 Years*	3 Years*
Fabrics on cushions, cushion fills, umbrellas and slings - tearing, discoloration, fading	1 year*	1 year*
Finish on Coiled Spring Rocker Mechanisms, glides, hardware, wheels, connectors and table rims	1 year*	1 year*
Fire Pit Hardware - manufacturer defects and burner, burner tray, burner cover, grill grate, blow out box, gas valve, switches, hoses, lines & wires, regulator, valves, spark igniter, fittings & fire media	1 year*	1 year*
Flame Guard Components and Glass Flame Guard Components - manufacturer's defects	1 year*	1 year*
Natural Stone Components - umbrella hole cap for tabletops. Metal patio umbrellas and umbrella bases	1 year*	1 year*
Stoneworks® and Solid Surface Tabletops - manufacturer defects, structural failure. Finish- peeling, cracking and blistering	3 Years*	1 Years*
Tropitone® Natural Stone Tabletops - structural failure due to defects in materials or workmanship.	3 Years*	1 Years*
Vinyl Strapping - breakage	5 Years*	5 Years*
Vinyl Strapping - discoloration	3 Years*	3 Years*
Woven Products - discoloration, fading	1 year*	1 year*
Woven Products - manufacturer's defects	3 Years*	3 Years*

*All warranties are from the original first delivery to the original purchaser. Warranted time frames do not start over for any subsequent delivery of product replaced for any reason. Warranties only cover the original purchaser and are void upon ownership transfer.

**Some fabric mills warranty their fabric for 5 years. If your cushions are made by fabric from one of these mills and the mill finds the fabric to be defective, the mill will supply us with fabric to make the new covers for your cushions. If you would like completely new cushions made, you may choose to pay for new foam cores while the covers are being remade. Dye lot variation results in color differences from bolt to bolt and may not match your fabric swatch or previous shipments.

Service / Ordering Parts

After a safety inspection or at any time during your ownership, please contact the Leaders Furniture® Solutions Center to order replacement parts or to discuss any concerns you may have at: solutions.center@leadersfurniture.com

File a Warranty Claim

We are here to help you after the sale. To help us process your claim as fast as possible please complete the following steps.

Step 1: Take a picture of each item with a concern in a format that you will be able to attach to an email.

1. Take a picture of the entire item with a concern
2. Take a close-up picture of the concern
3. Repeat for every item with a concern



Step 2: Send a text to (727) 346-8528 or email to solutions.center@leadersfurniture.com and include the following

- ✓ Your name
- ✓ Phone number
- ✓ How many items you have a concern with
- ✓ A description of each concern
- ✓ A picture of each item and a close up of each concern

Step 3: One of our Solutions Center Representatives will get back to you within 24 hours. If you do not hear back for any reason within 24 hours, please contact us toll free at (877) 538-5783.