




Safe

- Handpiece and pump line can burden UHT sterilization, to make sure the bacteria-free environment

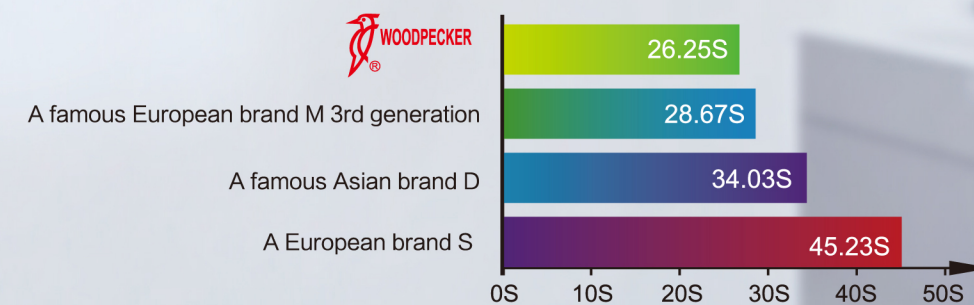
Working 10 min under full power, test the temperature of handpieces



Newly developed handpiece


- Developed internal Structure: handpiece and tip are more compatible, with steady output
- Developed packaging technology: more stable after UHT sterilization, with constant quality

Comparison of cutting efficiency with other famous brands



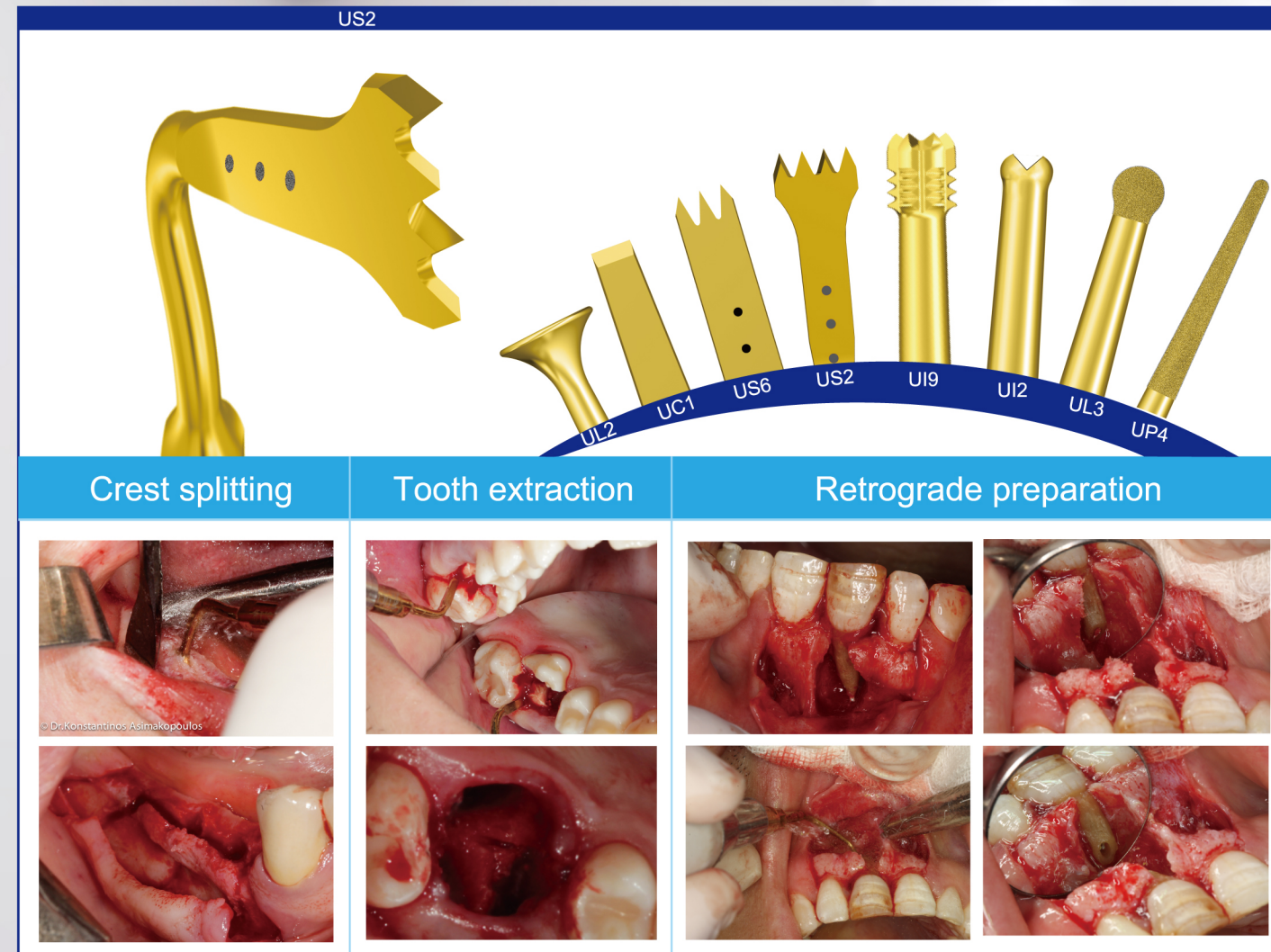
Convenient and fast operation

- Display and operation interface are water proof and dirt resistant, more fit clinical practice



US-II LED, as the product with the core technology of WOODPECKER: owns complete clinical monitoring system, guarantee the safety; adopts Cascade Fixed Frequency, with more steady and efficient vibration matching; with developed spare parts, is more close to and focus on clinical practice.

Clinical practice



Technical parameters

Supply voltage 100 - 240V~ 50Hz/60Hz
 Frequency 24kHz~36kHz
 Max. power absorbed 120VA
 Main unit weight 3.1kg
 Dimensions 330mm×254mm×167mm

Add: Information Industrial Park, Guilin National High-Tech Zone, Guilin, Guangxi, 541004 P. R. China
 Tel: Europe Sales Dept.:+86-773-5873196, +86-773-2125222
 North America, South America & Oceania Sales Dept.: +86-773-5873198, +86-773-2125123
 Asia & Africa Sales Dept.:+86-773-5855350, +86-773-2125896
 Fax: +86-773-5822450
 E-mail: woodpecker@glwoodpecker.com, sales@glwoodpecker.com
 Web: http://www.glwoodpecker.com

EC REP Wellkang Ltd (www.CE-Marking.eu)
 29 Harley St., LONDON, W1G 9QR, UK
 2016 1.0 Edition



The globally reliable expert of bone cutting

US-II LED

High efficiency & Security

- Equipped with
- 2 Handpieces
 - 14 Tips



Faster than Faster

Cutting precisely


- Cutting precisely, More excellent clinical practice




US-II LED Tip Series

A Wide Choice for Application

Basic kit




Sinus lift kit




Osteotomy kit




Extraction kit




Periodontal kit



Retro surgical kit



Implant prep kit



Equipped with 14 tips

Bone surgery

- US1
Osteotomy
- US1L
Osteotomy
- US1R
Osteotomy
- US2
Osteotomy
- US3
Osteotomy of precision in the thin regions
- US4
Bone remodeling and bone chip harvesting
- US5
Bone remodeling and bone chip harvesting
- US6
Precise osteotomy



Endodontic

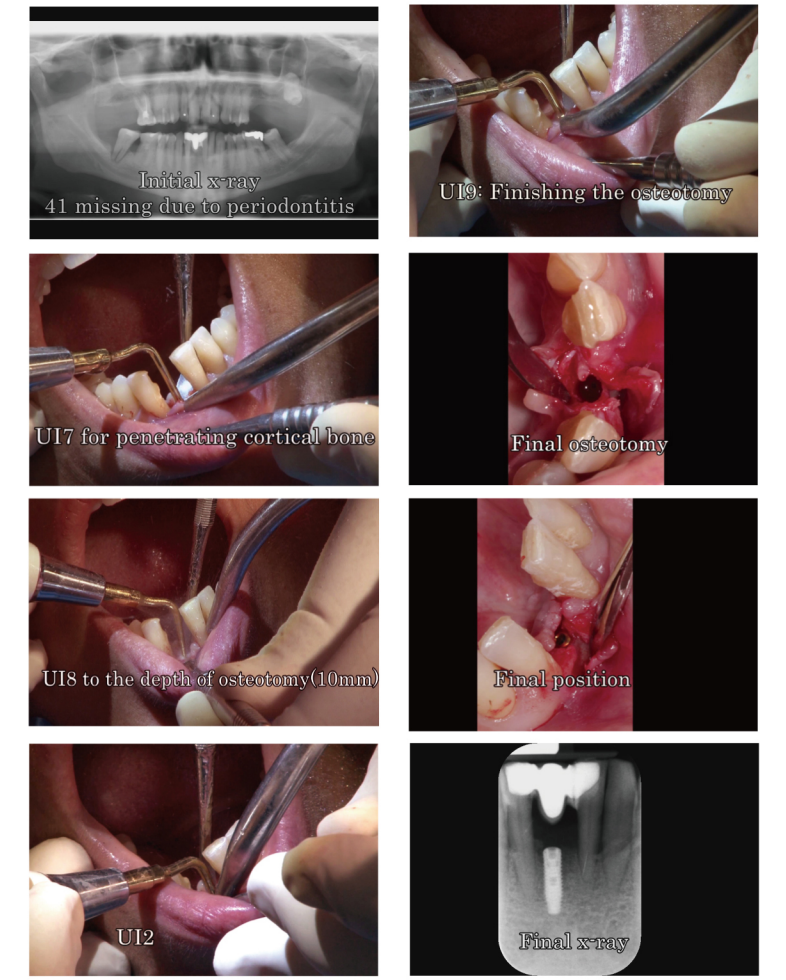
- UE1
Apical root debridement (diamond-coated)
*The size of diamond grit is 40µm.
- UE2
Soft apical root debridement
- UE3
Apical root debridement (diamond-coated)
*The size of diamond grit is 40µm.
- UE4



Implantation

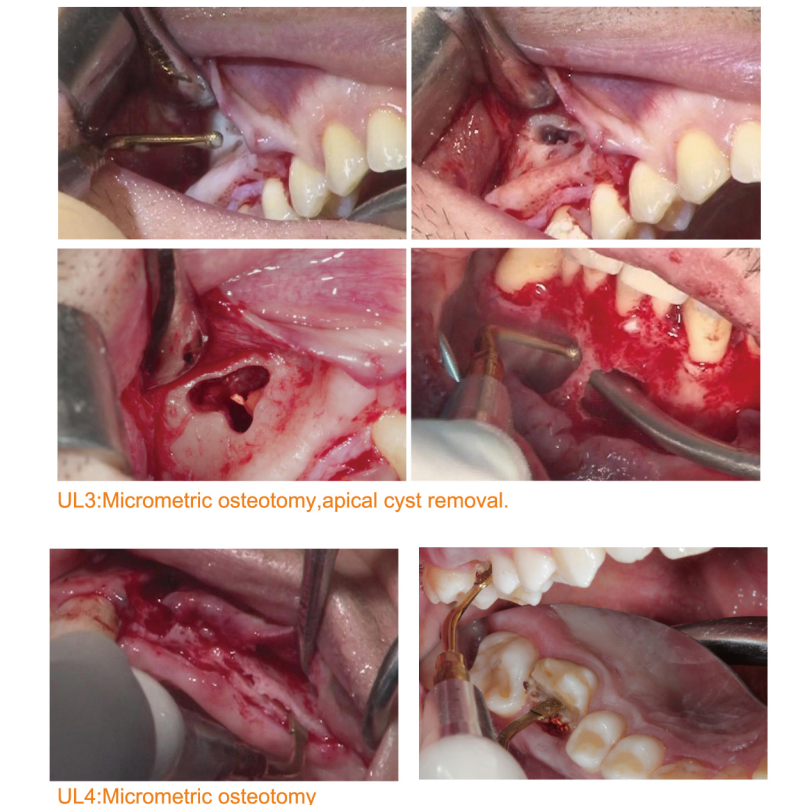
- UI1
Used for implant, with tip ball Φ1.6mm
- UI2
Used for implant, with tip ball Φ2mm, irrigation from tip point
- NEW!** UI3
Φ2mm implant site preparation tip, irrigation from tip point.
- NEW!** UI4
Φ3mm implant site preparation tip, irrigation from tip point.
- NEW!** UI5
Φ2mm implant site preparation tip, irrigation from tip point.
- NEW!** UI6
Φ3mm implant site preparation tip, irrigation from tip point.
- UI7
Finalize the implant site and bone preparation (diamond-coated)
*The size of diamond grit is 100µm.
- UI8
For implantation, in plus size, with tip ball Φ1.6mm
- UI9
Used for implant, with tip ball Φ2.8mm
- Exelcymosis**

 - UC1
Used for cutting ligaments, minimally damnification exelcymosis
 - NEW!** UC2
Used for cutting ligaments, minimally damnification exelcymosis
 - NEW!** UC3
Used for cutting ligaments, minimally damnification exelcymosis



Sinus lifting

- UL1
120° Peeling of the sinus membrane
- UL2
Peeling of the sinus membrane
- UL3
Non-traumatic bone cutting on thin bone region (diamond-coated)
*The size of diamond grit is 100µm.
- UL4
Micrometric osteotomy near the soft tissue (diamond-coated)
*The size of diamond grit is 100µm.
- UL5
Peeling of the sinus membrane (angle: 95°)
- NEW!** UL6
Peeling of the sinus membrane
- NEW!** UL7
Peeling of the sinus membrane



Periodontal surgery

- UP1
Root scaling
- UP2
Root scaling
- UP3
Root scaling
- UP4
Root surface debridement and root planning (diamond-coated)
*The size of diamond grit is 40µm.
- UP5
Perio treatment
- UP6
Bone remodeling, root planning in perio operation
*The size of diamond grit is 40µm.
- UP7
Bone remodeling and root canal enlargement (diamond-coated)
*The size of diamond grit is 40µm.

