



SSX 10

Engineered to be the fastest



CHECK FOR THE LATEST
VERSION OF THIS
INSTRUCTION MANUAL

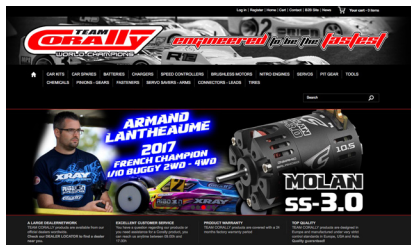


INSTRUCTION MANUAL

2018-V2

**STAY
TUNED...**

WWW.CORALLY.COM



<https://www.facebook.com/Team.Corally>

**RECOMMENDED
ACCESSORIES**

To obtain the maximum performance out of your SSX10 we recommend the following accessories

**"CS 3007" SERVO
HIGH SPEED MINI
HIGH VOLTAGE SERVO**



C-52003

- Ultra High Speed
- High Voltage 6 - 8.4V
- Coreless Motor
- Titanium Gears
- 6,2 Kg Torque/cm @ 7.4V
- Speed 0.07 sec/60°
- 35.5 x 15 x 33mm

**DYNOSPEED
SPEC 3.0**



Features

- Precision machined T6 aluminium motor can
- High purity copper windings maximizes conductivity
- High power solder tabs
- Removable and replaceable rotor
- Powerful sintered Neodymium magnet
- Improved stator design for higher efficiency
- Dual Sensor Port
- Adjustable Timing
- Compatible with all Sensored/ Sensorless ESC
- Compliant with EFRA, BRCA, IFMAR, ROAR rules

CONTROLLER "CERIX 160 PRO"

C-53003-1



- For sensored and sensorless motors
- Manufactured with the highest grade components
- Ultra compact design
- Aluminium case for improved heat dissipation
- Built in power switch
- Advanced boost & turbo timing system for improved acceleration performance
- Enhanced throttle & brake control function.
- 10 programmed profiles can be stored in the ESC
- BEC voltage 6.0V 3A Current
- Powerful TC Link software to test motor timing and advise the best ESC timing setting

TOOLS NEEDED FOR ASSEMBLY

VOLTAX 120C



Voltax 120C LiPo Battery

C-49505 | 5000mAh - 7.4V - Shorty 2S

TC Shock Pliers


For use with 1/12 - 1/10 - 1/8 Shocks

C-16300



Hex Drivers

Aluminium handle • Hardened tool tip



C-16130	Factory Pro Tool - Hex Driver 1.5 mm
C-16131	Factory Pro Tool - Hex Driver 2.0 mm
C-16132	Factory Pro Tool - Hex Driver 2.5 mm

Nut Drivers

Aluminium handle • Hardened tool tip



C-16161 | Factory Pro Tool - Nut Driver 5.5 mm

100 Lock-It Screwlock - Soft



C-13094

105 Stick-It Thin - CA Glue



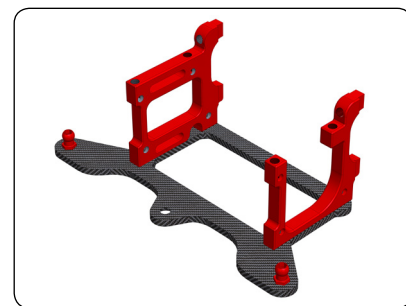
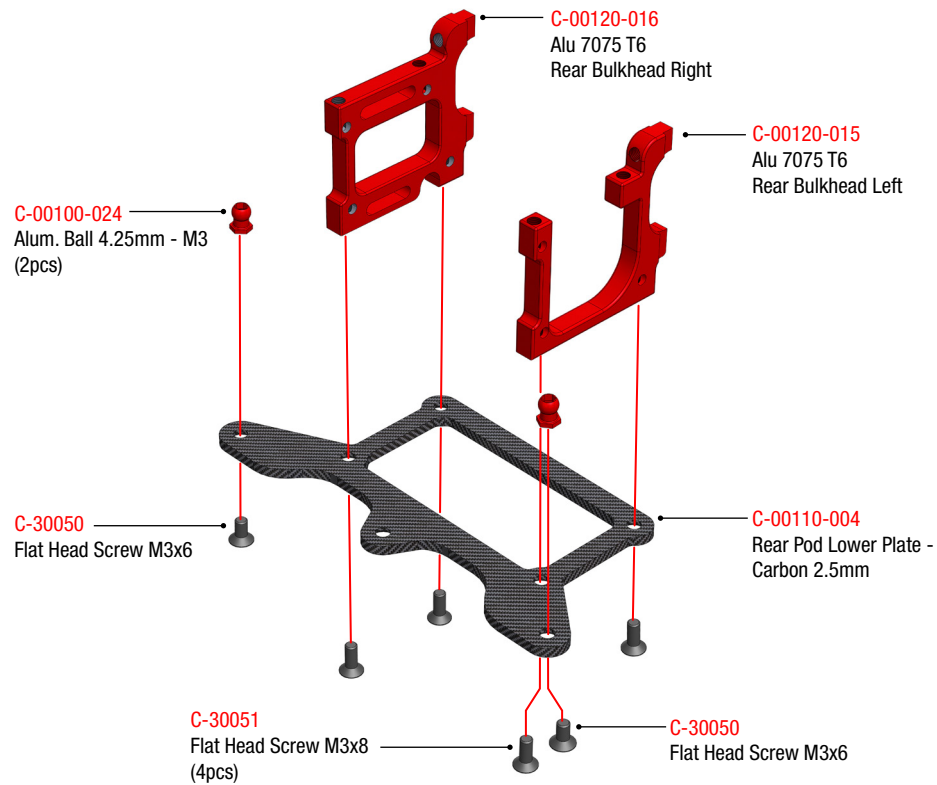
C-13090

Cutter Knife - Needle Nose Plier

For plastic parts and circlips

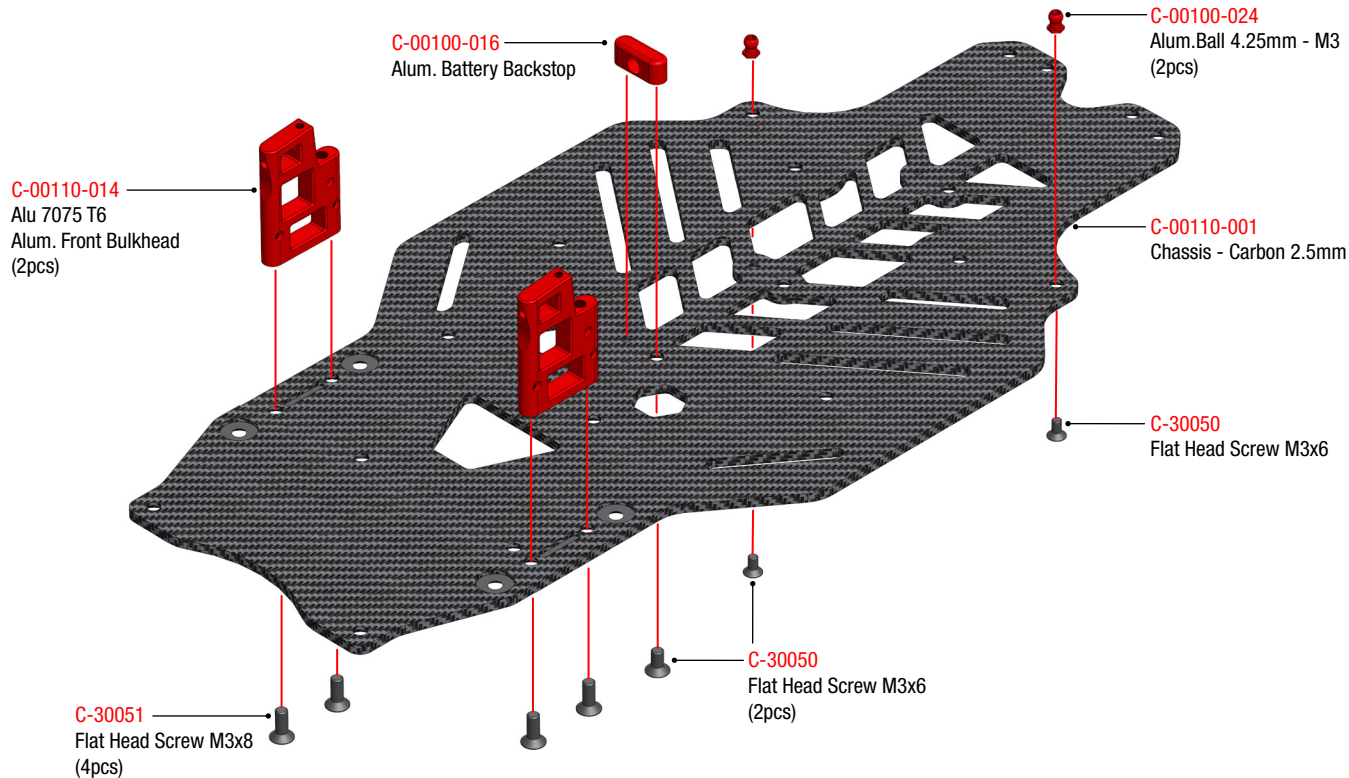


1 REAR POWER POD ASSEMBLY



0 5 10 15 20

2 CHASSIS ASSEMBLY



3 FRONT CHASSIS PROTECTOR ASSEMBLY

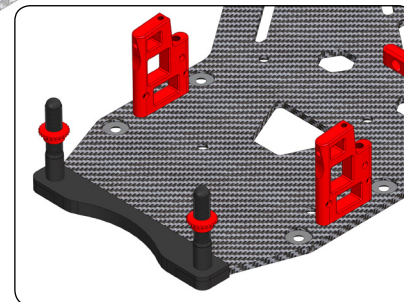
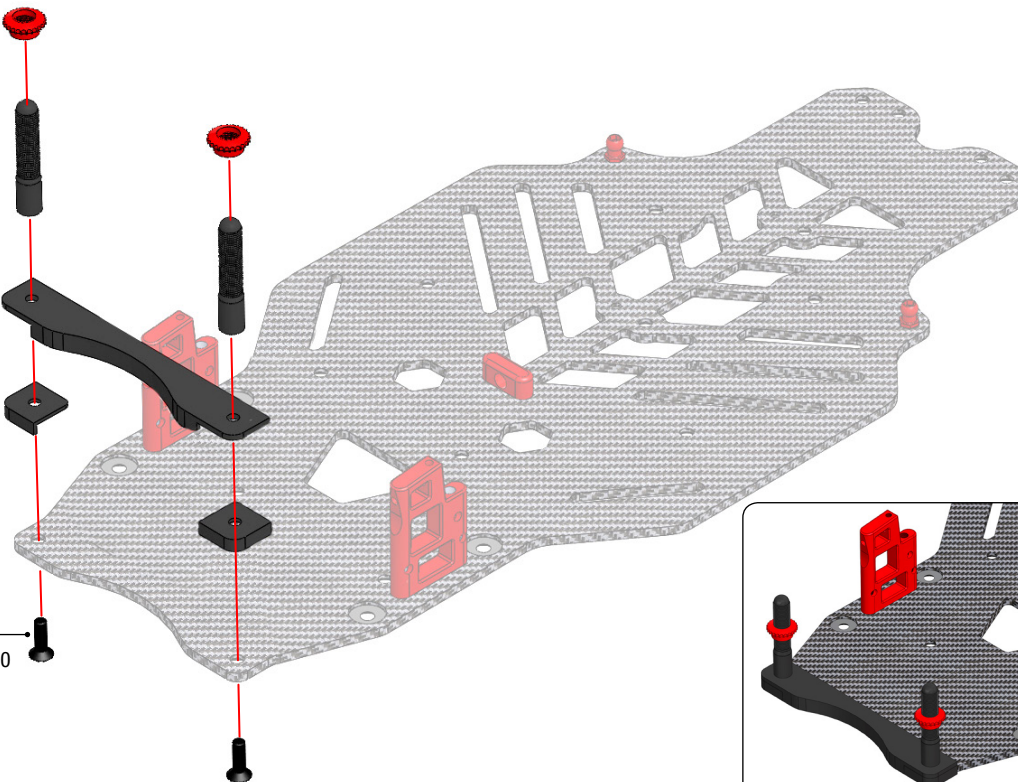
C-00100-053
Alu. Body Mount Nut
(2pcs)

C-00100-052
Threaded Body Mount
(2pcs)

C-00100-054
Chassis Protector

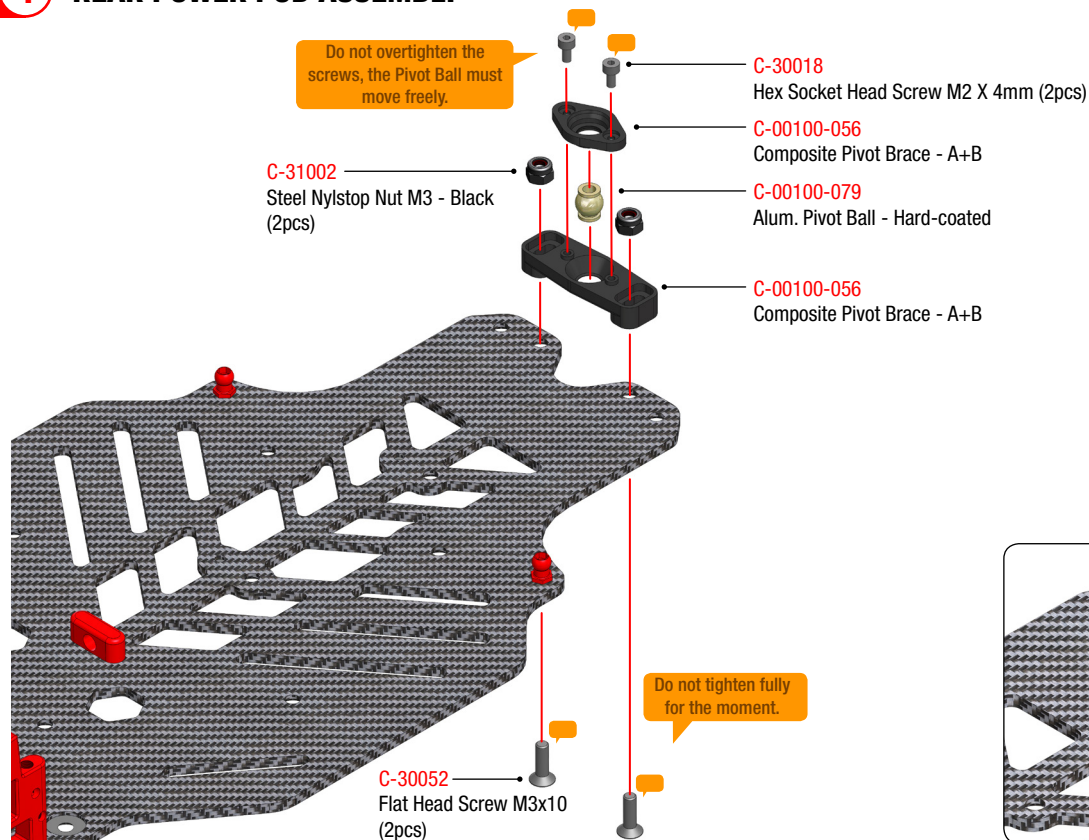
C-00100-055
Chassis Corner Protector
(2pcs)

C-30052
Flat Head Screw M3x10
(2pcs)

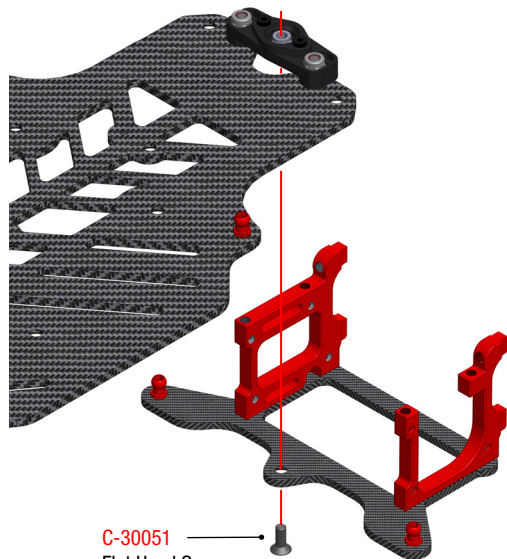


0 5 10 15 20

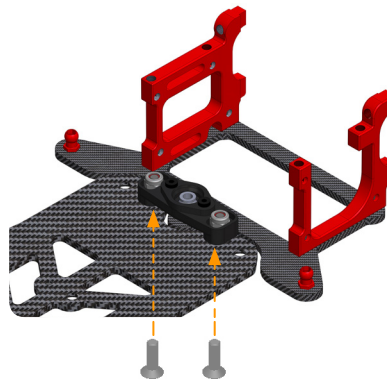
4 REAR POWER POD ASSEMBLY



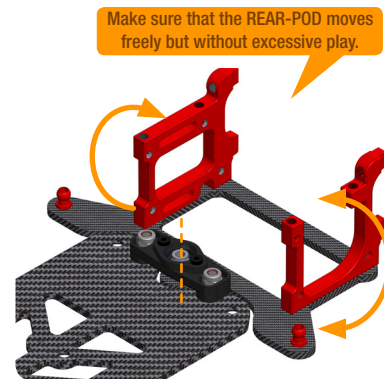
5 REAR POWER POD INSTALLATION

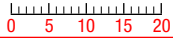


C-30051
Flat Head Screw
M3x8

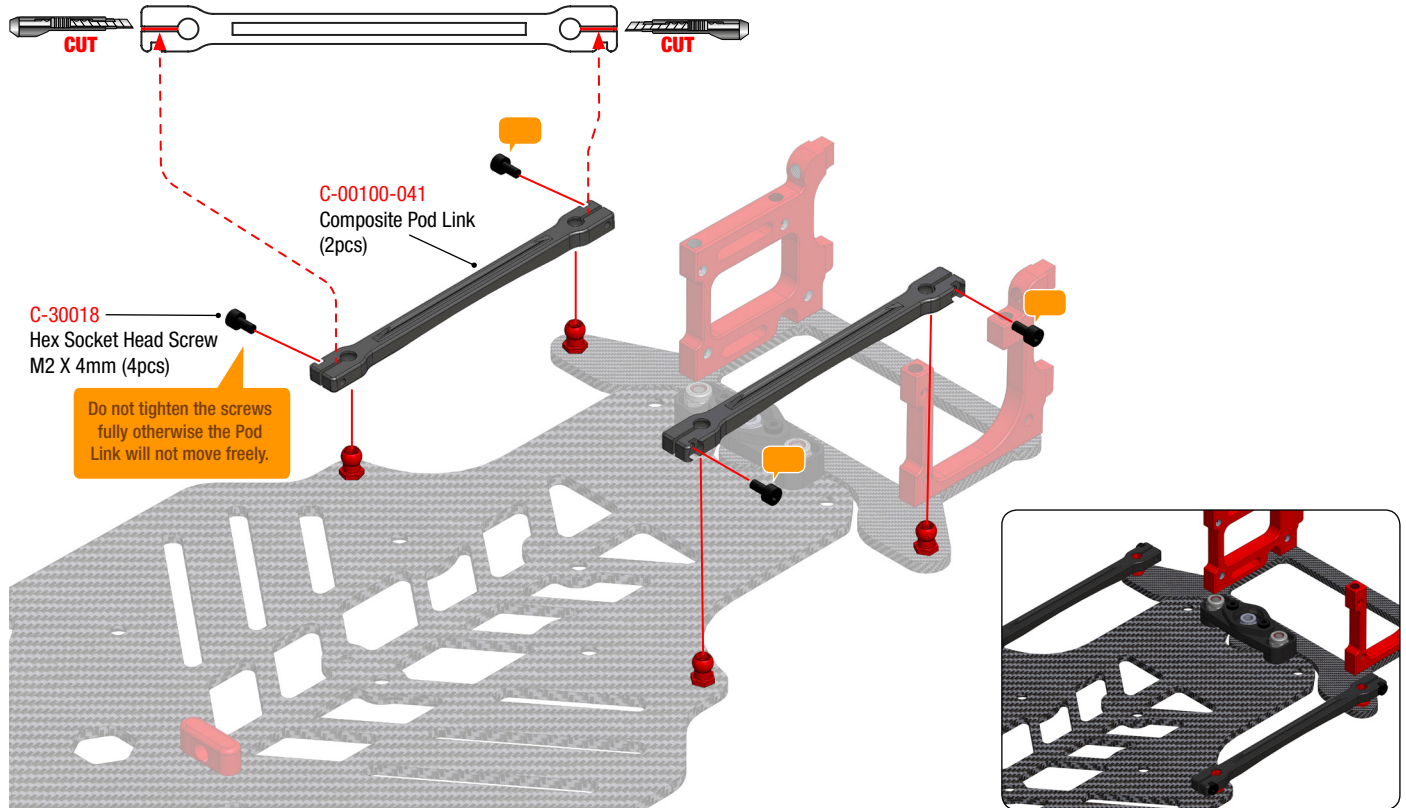


Now tighten the screws fully.

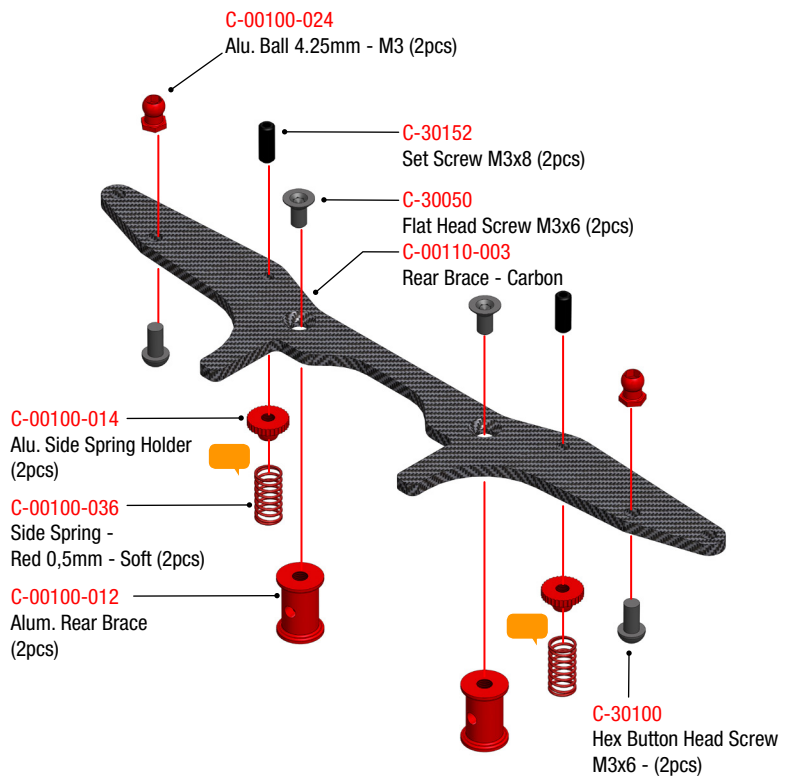




6 SIDE POD LINK ASSEMBLY



7 REAR POWER POD ASSEMBLY




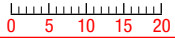
C-00100-036
Side Spring Red - Soft - **0.5mm**

C-00100-103 OPTIONAL
Side Spring Silver - Soft-Medium - **0.6mm**

C-00100-104 OPTIONAL
Shock Spring Black - Medium - **0.7mm**

C-00100-108 OPTIONAL
Shock Spring Blue - Hard - **0.8mm**





8

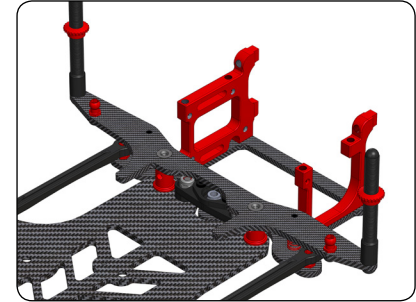
REAR POWER POD INSTALLATION

C-00100-053
Alu. Body Mount
Cambered Nut - (2pcs)

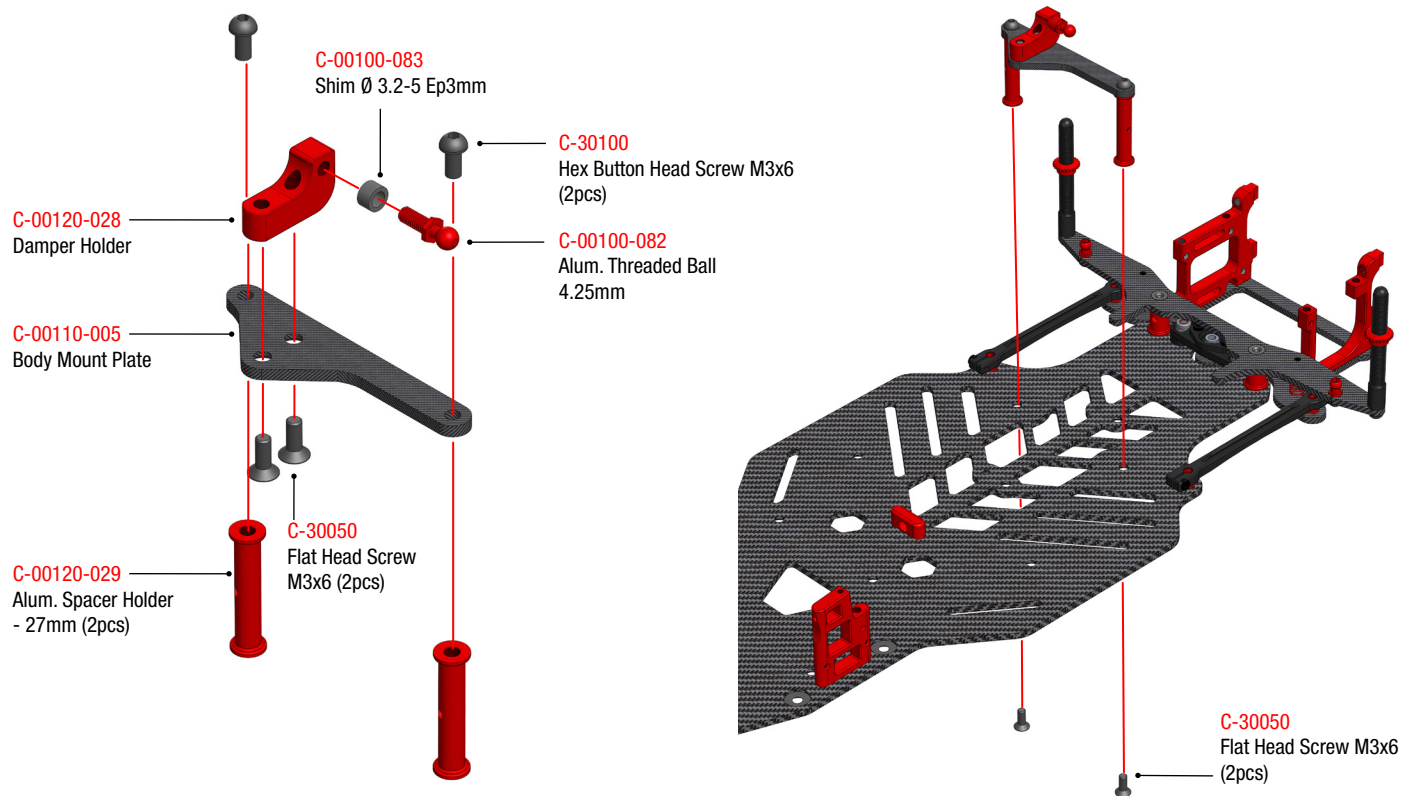
C-00100-051
Composite Pod Link
(2pcs)

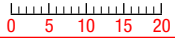
C-30100
Hex Button Head Screw M3x6

C-30050
Flat Head Screw M3x6 (2pcs)

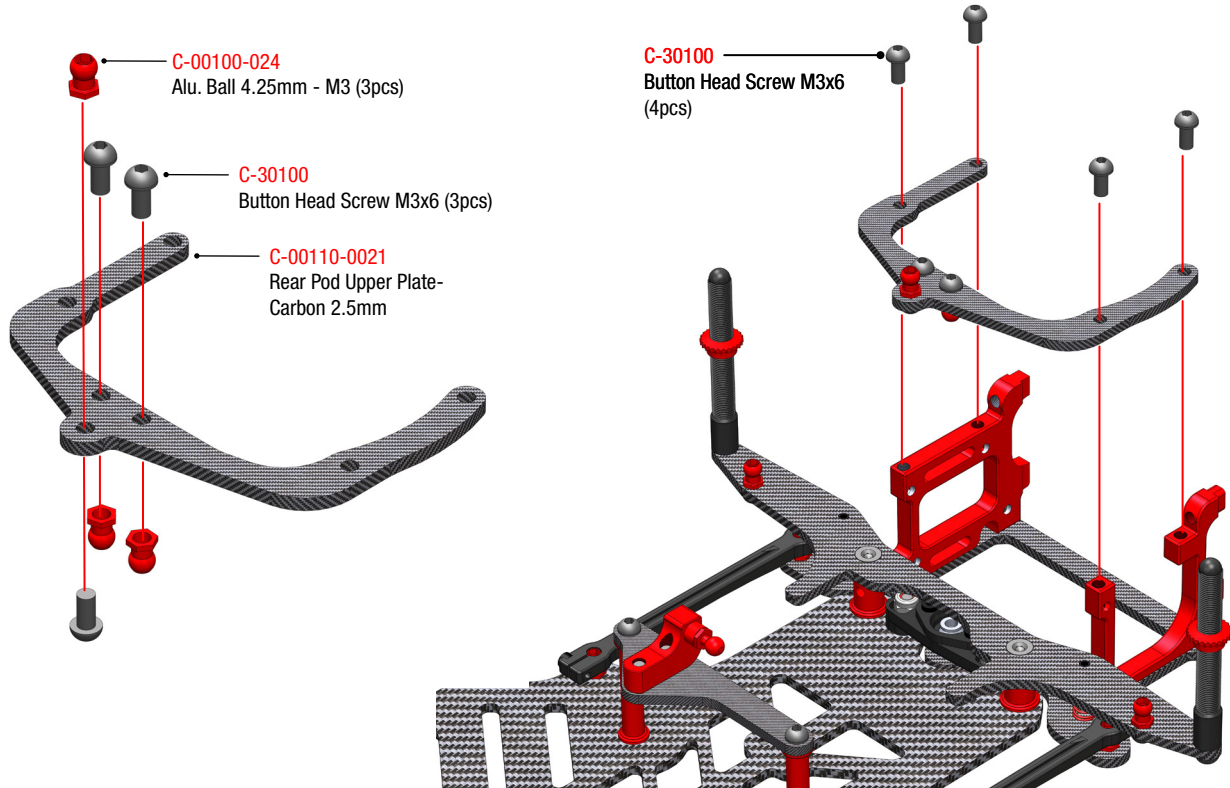


9 REAR BRACE ASSEMBLY





10 REAR BRACE INSTALLATION



11 SIDE LINK DAMPER ASSEMBLY

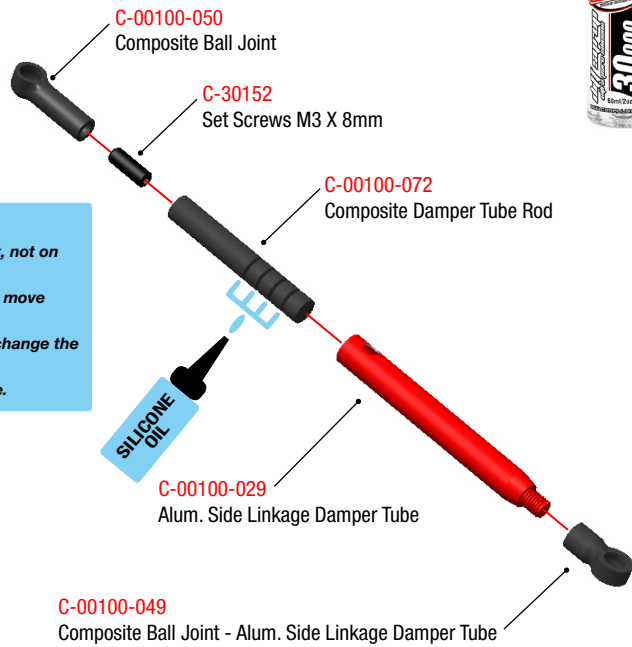


- C-81515 Shock Syrup - Ultra Pure Silicone - 15.000 CPS
- C-81530 Shock Syrup - Ultra Pure Silicone - 30.000 CPS
- C-81550 Shock Syrup - Ultra Pure Silicone - 50.000 CPS
- C-81575 Shock Syrup - Ultra Pure Silicone - 75.000 CPS
- * Not Included


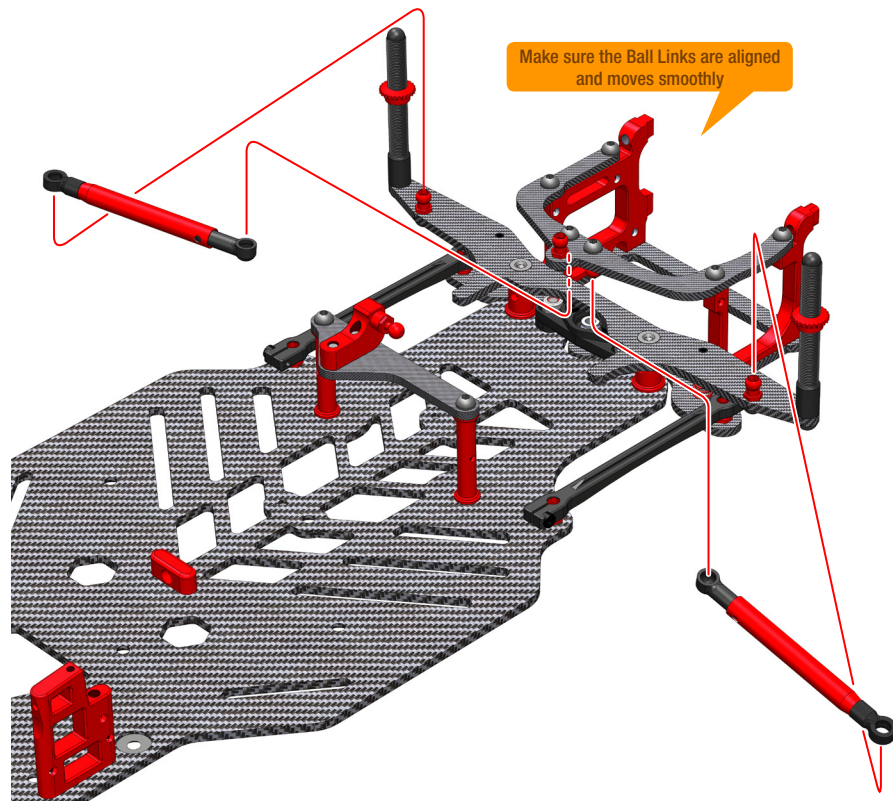
TIP For **HIGH GRIP** use **SOFTER** oils
For **LOW GRIP** use **HARDER** oils

IMPORTANT:

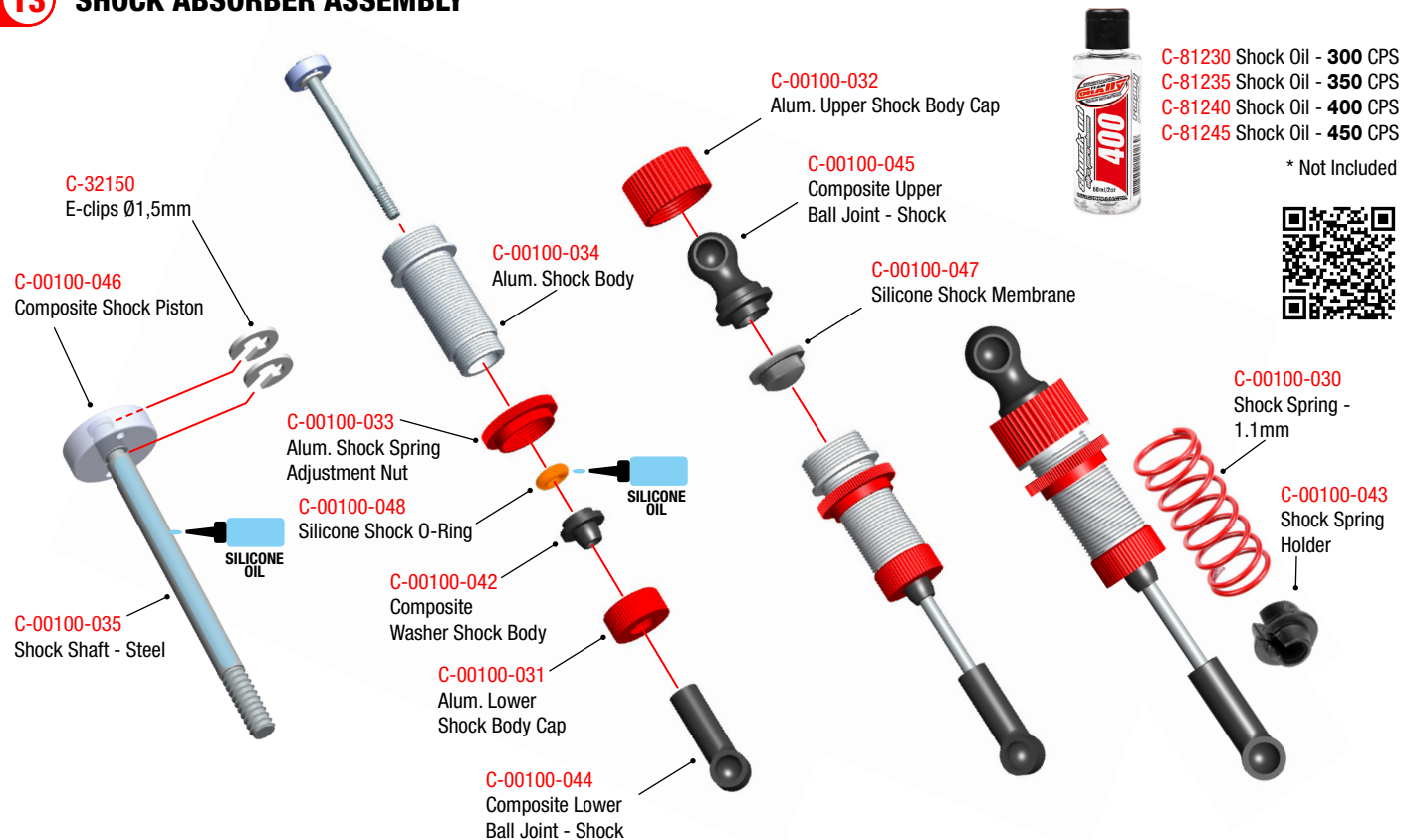
- Add silicone oil only in the slot, not on the whole Damper Tube Rod.
- After assembling, check if it move smoothly.
- Use different oil thickness to change the dampening.
- Replace the oil after each race.



12 SIDE LINK DAMPER INSTALLATION



13 SHOCK ABSORBER ASSEMBLY



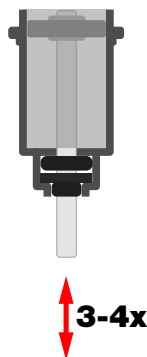
14 SHOCK ABSORBER FILLING

FILL



- Pull the Shock shaft down.
- Fill the shock body with silicone oil.

MOVE UP



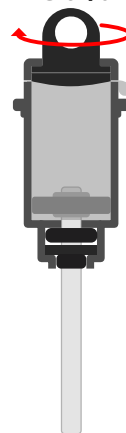
- Move the piston up&down (3-4x) to release the air bubbles in the silicone oil.

WAIT



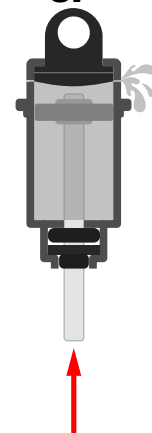
- Pull the Shock shaft down.
- Install the shock absorber vertically and let it sit for a few minutes until the bubbles rise to the surface.

TIGHTEN 50%



- Install the silicone membrane in the shock cap.
- Tighten slightly the shock cap on the shock body.
- A little oil will flow out of the shock absorber.

MOVE UP



- Gently move the piston in upper position.
- The excess will flow out of the shock absorber.

TIGHTEN FULLY



- Allow the piston in the upper position.
- Tighten the cap fully but not too much otherwise the membrane will be deformed.

15 SHOCK ABSORBER INSTALLATION

C-00100-030

Shock Spring Red -
Hard - 1.1mm



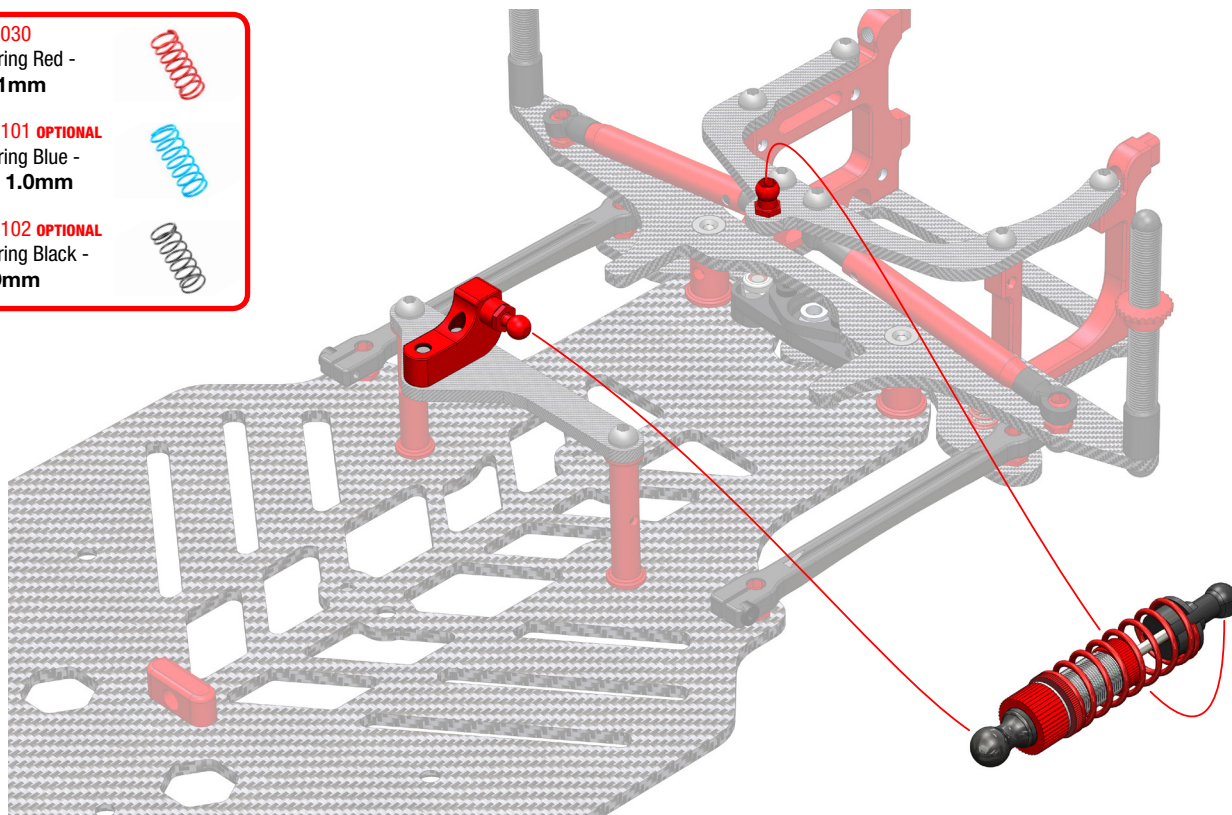
C-00100-101 OPTIONAL

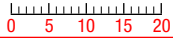
Shock Spring Blue -
Medium - 1.0mm



C-00100-102 OPTIONAL

Shock Spring Black -
Soft - 0.9mm





16 FRONT SUSPENSION ASSEMBLY

C-00110-016

Alum. Lower Cap - A -
-0.0mm



C-00110-017 **OPTIONAL**

Alum. Lower Cap - B -
-1.0mm



C-00110-018 **OPTIONAL**

Alum. Lower Cap - C -
-2.0mm



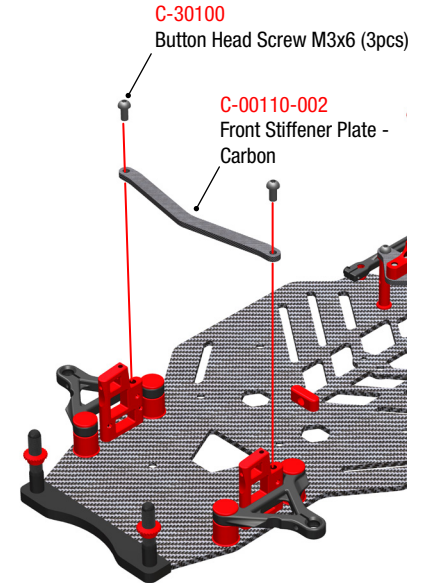
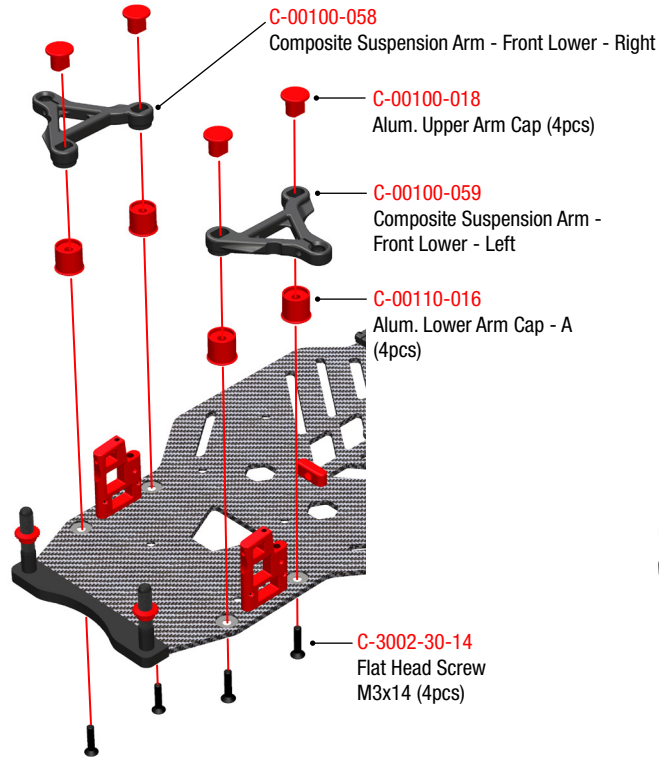
C-00110-019 **OPTIONAL**

Alum. Lower Cap - D -
-3.0mm

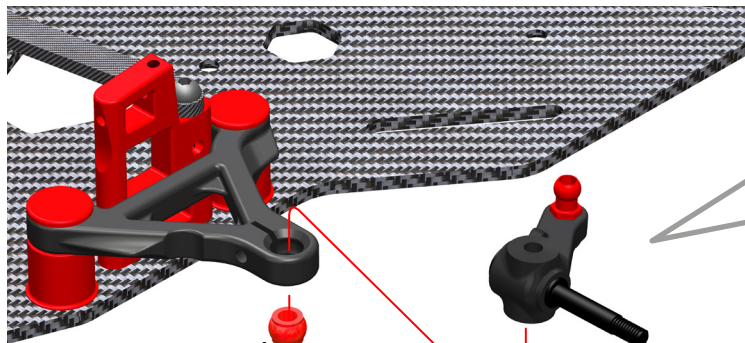


C-00110-020 **OPTIONAL**

Alum. Lower Cap - E -
+1.0mm



17 FRONT SUSPENSION ASSEMBLY



C-00100-064
Alum. Ball Ø6mm -
for Lower Susp. Arms

C-00100-037
Front Spring Coils - Red
0.4mm - Soft

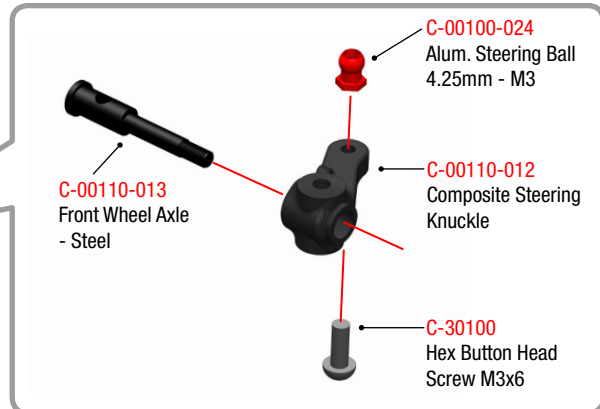
C-32151-T
Circlips Ø2.3mm



SILICONE OIL

C-00110-015
King Pin - Steel

C-00100-067
Alum. Shim Ring - ID 3mm -
OD 4mm - 1.0mm




C-00110-013
Front Wheel Axle
- Steel

C-00100-024
Alum. Steering Ball
4.25mm - M3


C-00110-012
Composite Steering
Knuckle

C-30100
Hex Button Head
Screw M3x6


C-00100-037
Side Spring Red -
Soft - **0.4mm**



C-00100-106 OPTIONAL
Side Spring Black -
Medium - **0.5mm**

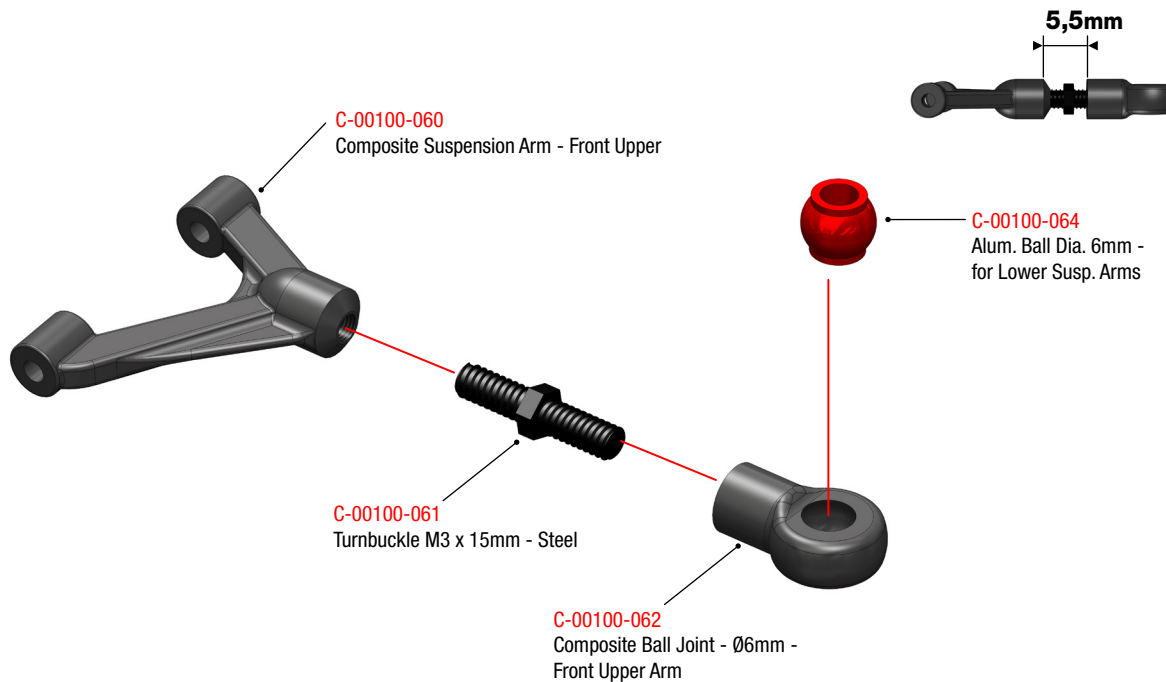


C-00100-105 OPTIONAL
Shock Spring Blue -
Hard - **0.6mm**

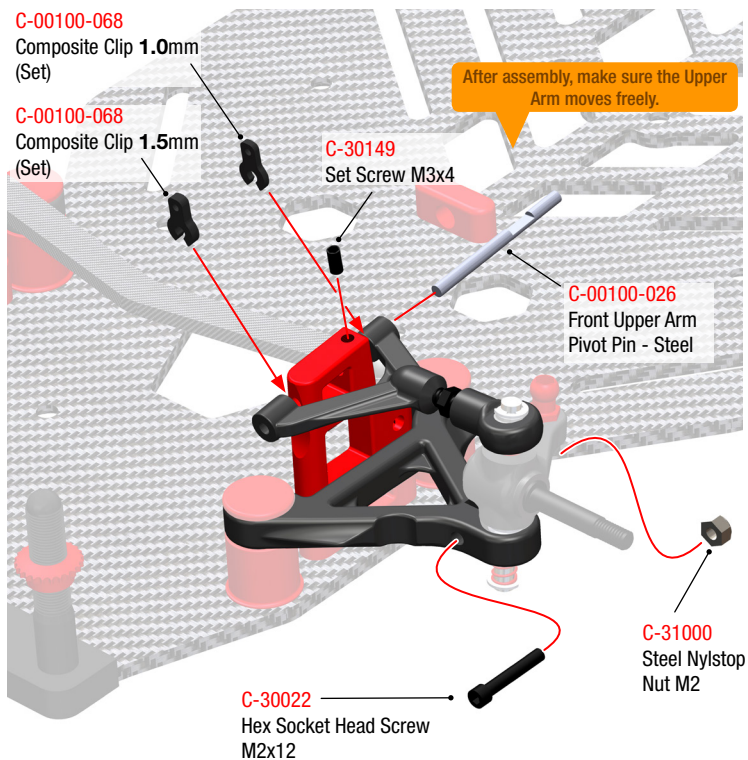
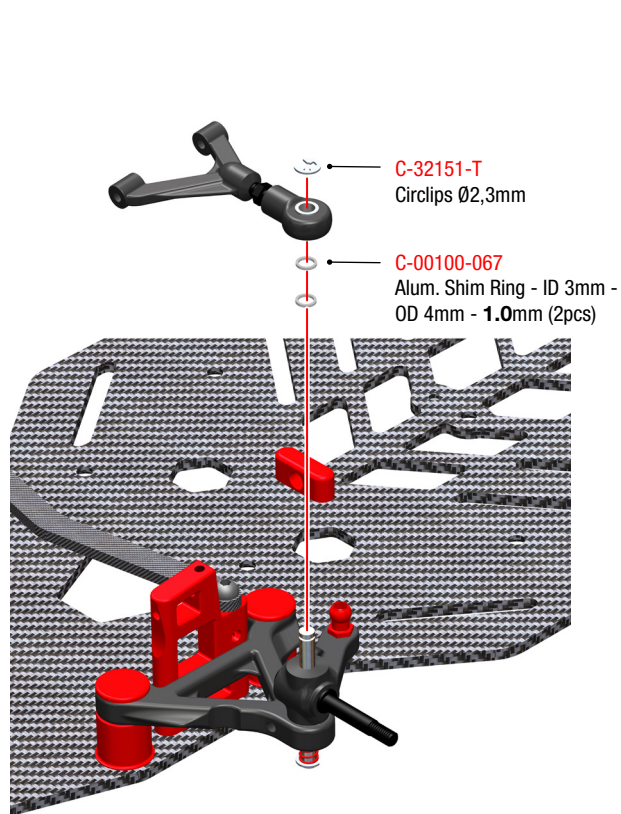


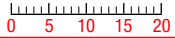



18 FRONT SUSPENSION ASSEMBLY

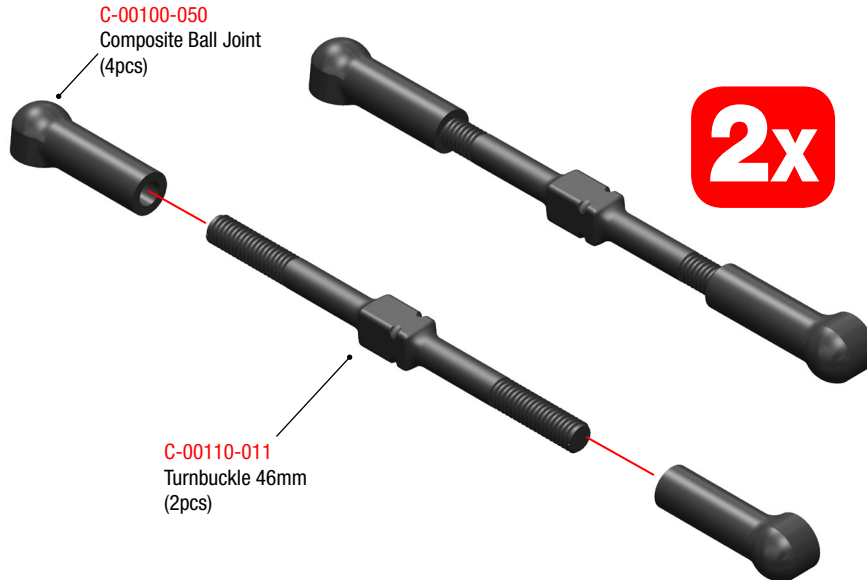



19 FRONT SUSPENSION ASSEMBLY

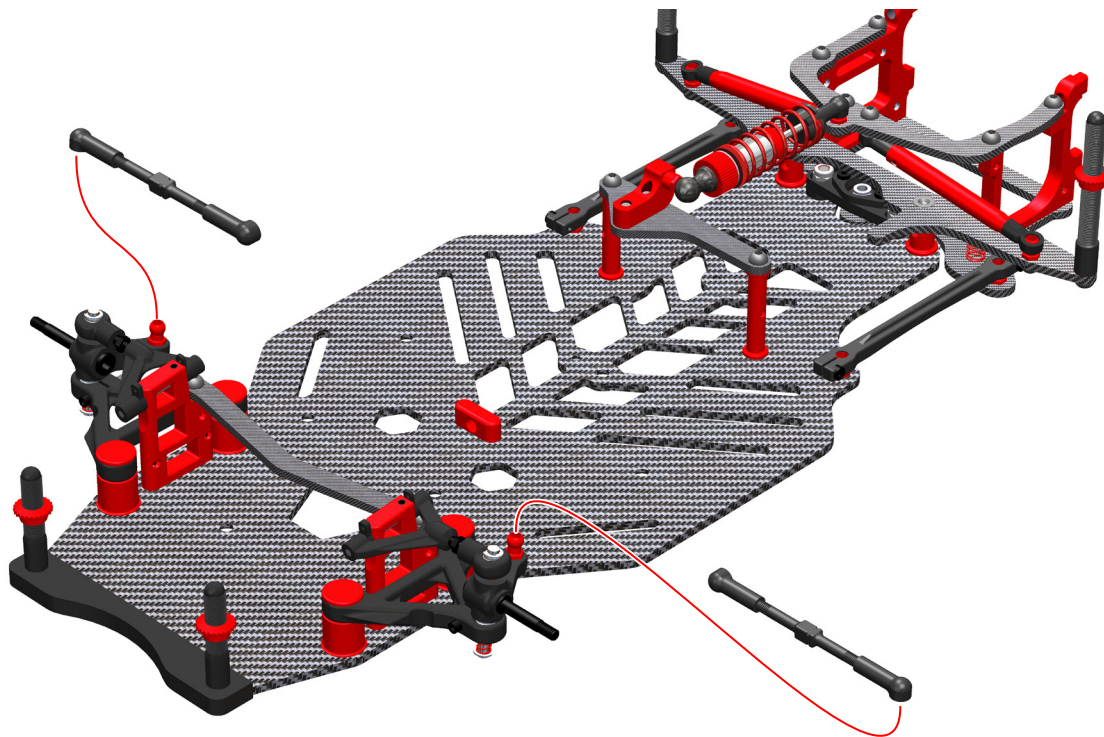


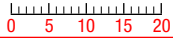


20 STEERING LINKAGE ASSEMBLY

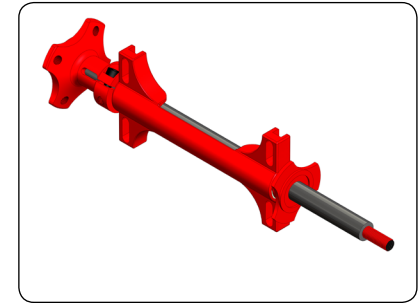
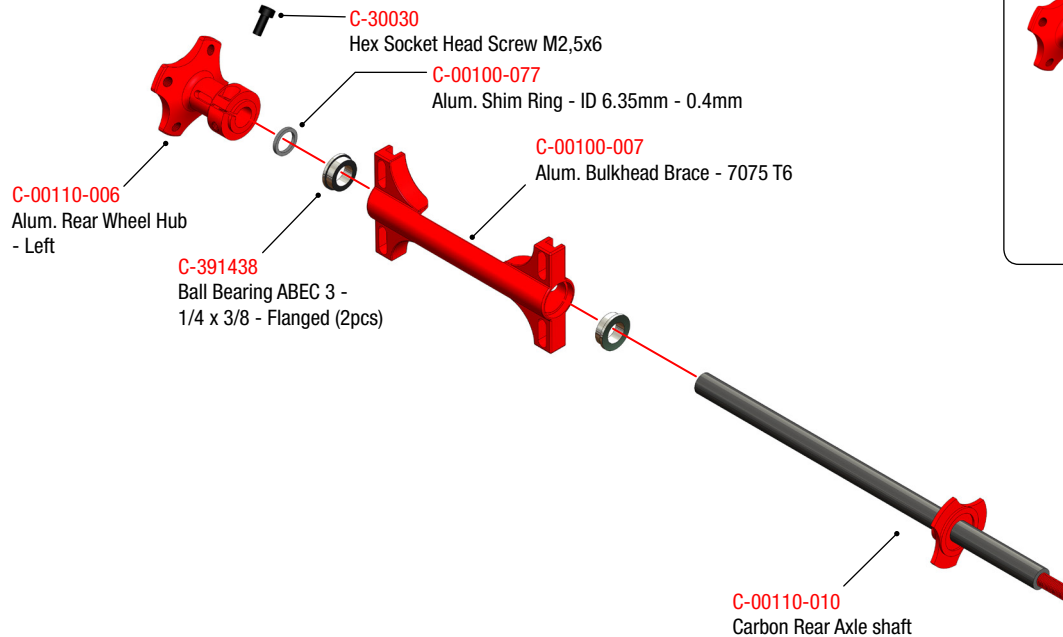


21 STEERING LINKAGE INSTALLATION

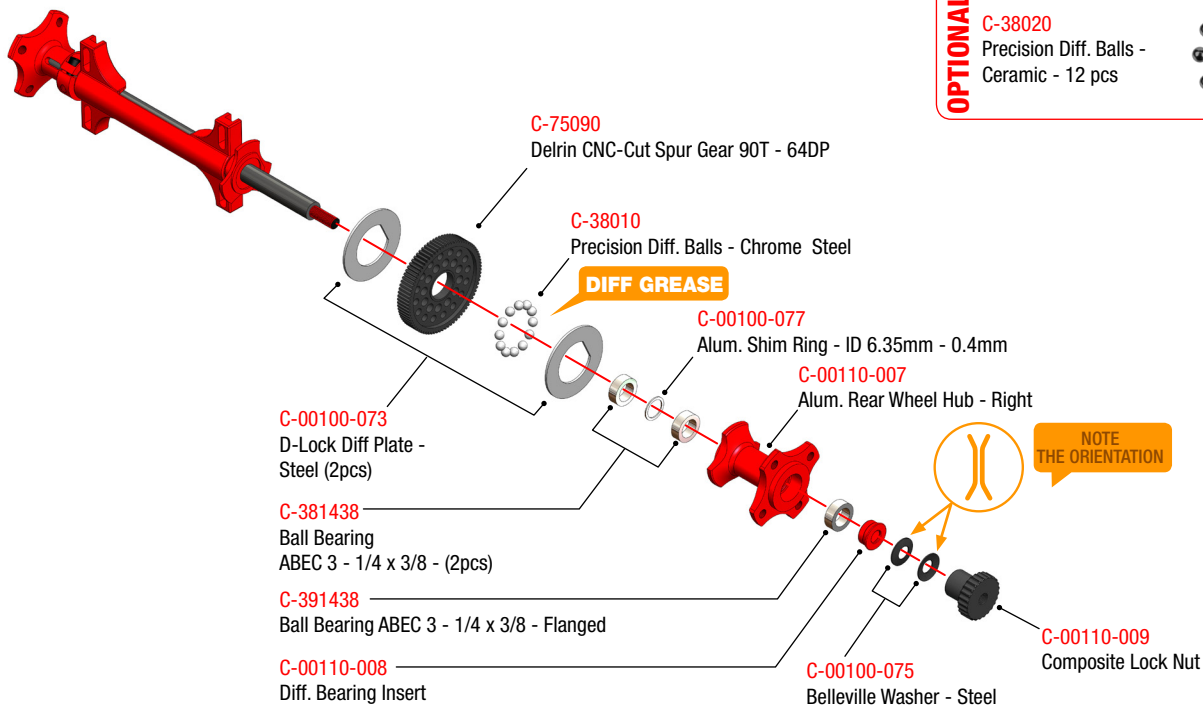




22 DRIVE AXLE ASSEMBLY



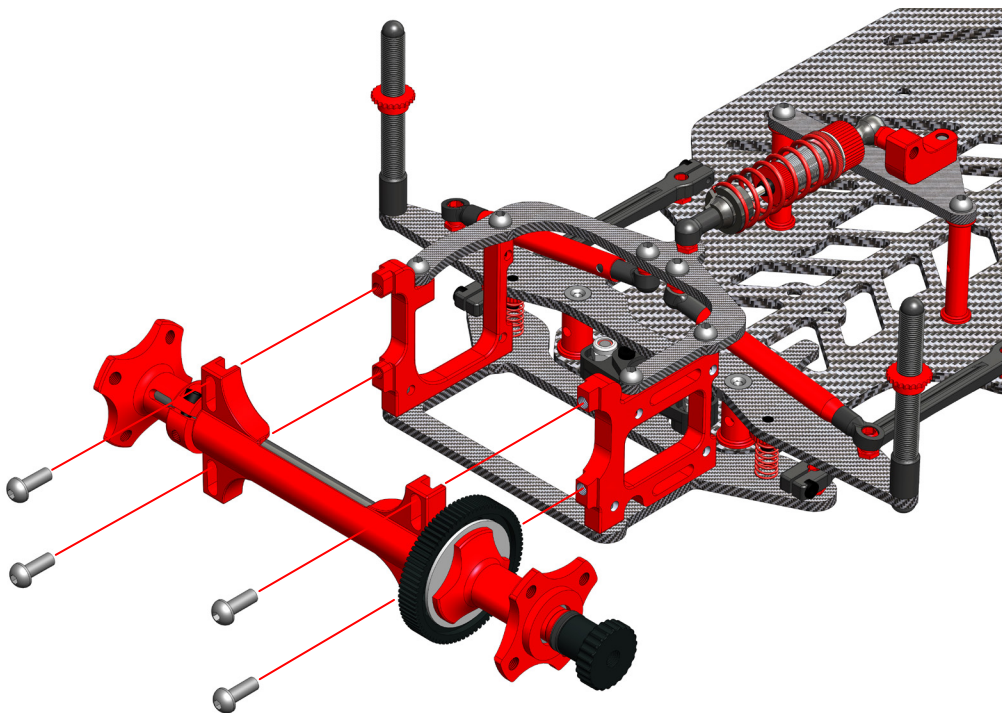
23 DRIVE AXLE & BALL DIFFERENTIAL ASSEMBLY



0 5 10 15 20

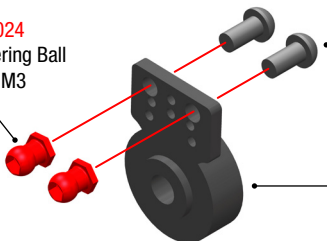
24 DRIVE TRAIN INSTALLATION

C-30101
Hex Button Head Screw M3x8
(4pcs)



25 SERVO-SAVER INSTALLATION

C-00100-024
Alum. Steering Ball
4.25mm - M3
(2pcs)

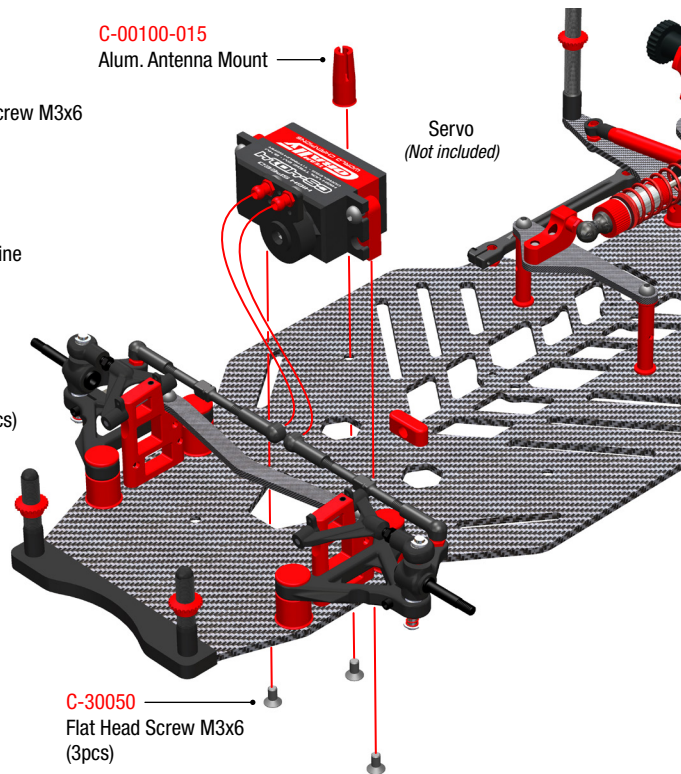


C-30100
Hex Button Head Screw M3x6
(2pcs)

C-10114
Servo Saver Small - 25T Spline

C-00100-015
Alum. Antenna Mount

Servo
(Not included)

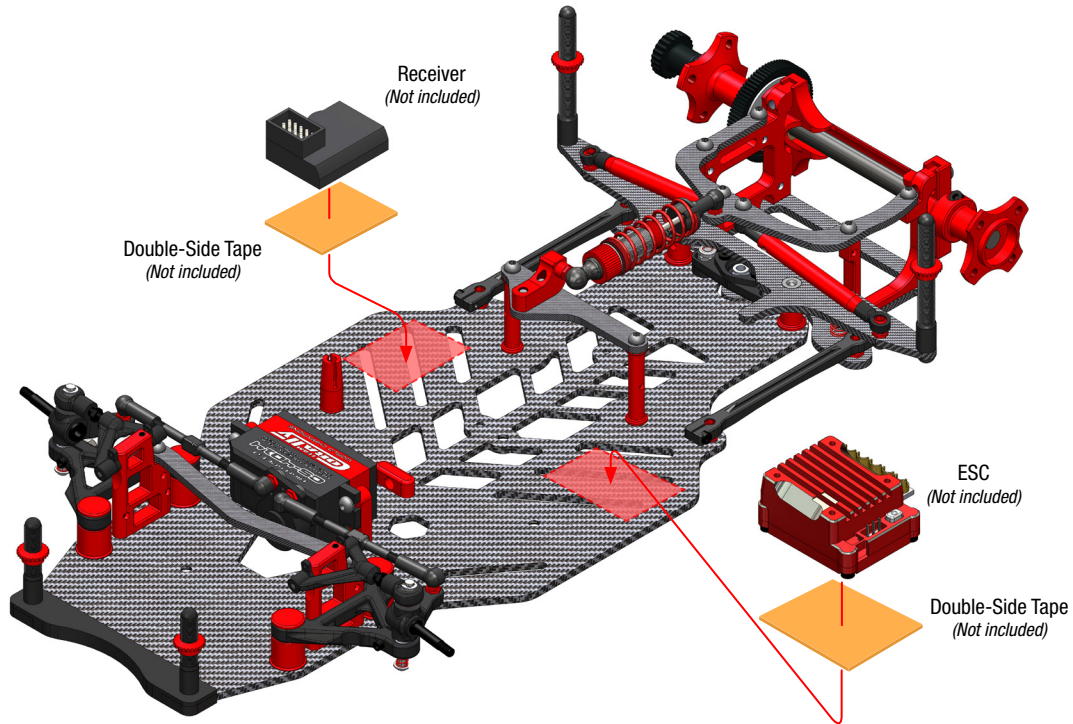


C-00120-027
Alum. Servo Mount Post (2pcs)

C-30050
Flat Head Screw M3x6
(3pcs)

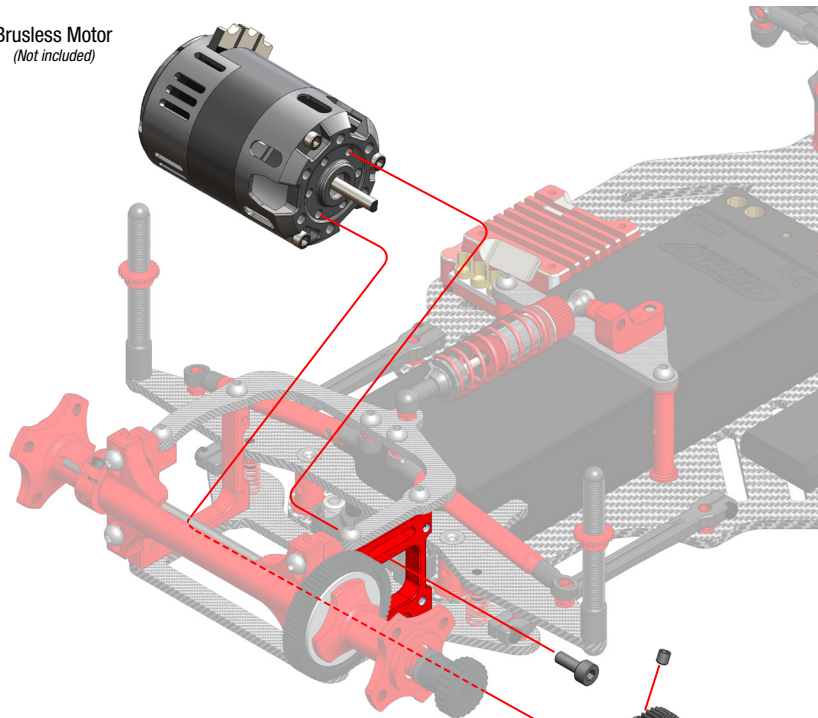
C-30100
Hex Button Head Screw M3x6 (3pcs)

26 ELECTRONICS INSTALLATION




27 MOTOR INSTALLATION


Brushless Motor
(Not included)



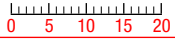
C-30001 — Flat Head Screw M3x8
(2pcs)



Motor Pinion
(Not included)

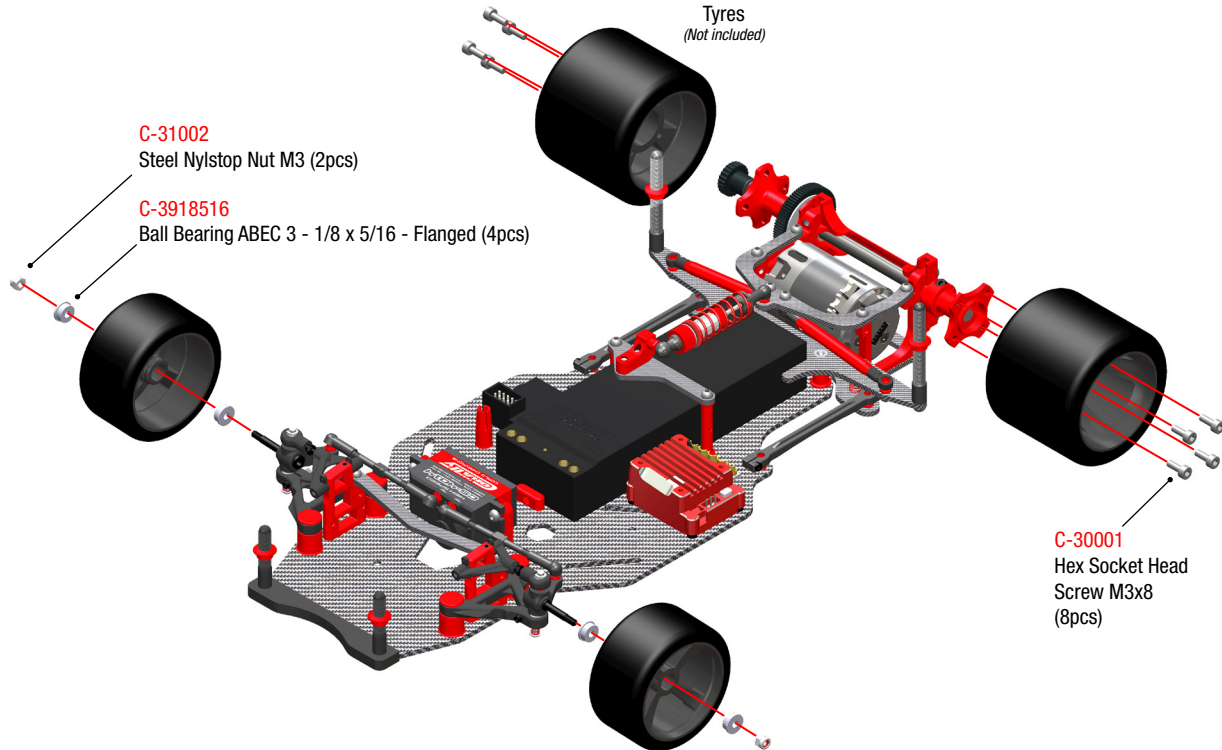


Adjust the gear mesh so there is appropriate space between the spur gear and pinion teeth. There should be a very small amount of freeplay.



28

WHEELS INSTALLATION









Tyres
(Not included)







C-31002
Steel Nylstop Nut M3 (2pcs)



C-3918516
Ball Bearing ABEC 3 - 1/8 x 5/16 - Flanged (4pcs)







C-30001
Hex Socket Head
Screw M3x8
(8pcs)


	C-00100-007	Alum. Bulkhead Brace - 7075 T6 - 1 pc
	C-00100-012	Alum. Rear Brace Mount - 2 pcs
	C-00100-014	Alum. Side Spring Holder - 2 pcs
	C-00100-015	Alum. Antenna Mount - 1 pc
	C-00100-016	Alum. Battery Backstop - 1 pc
	C-00100-018	Alum. Upper Arm Cap - 2 pcs


	C-00100-024	Alum. Steering Ball 4.25mm - M3 - 4 pcs
	C-00100-026	Front Upper Arm Pivot Pin - Steel - 2 pcs
	C-00100-029	Alum. Side Linkage Damper Tube - 2 pcs
	C-00100-030	Shock Spring - Red 1.1mm - Hard - 1 pc
	C-00100-031	Alum. Lower Shock Body Cap - 1 pc
	C-00100-032	Alum. Upper Shock Body Cap - 1 pc







	C-00100-033	Alum. Shock Spring Adjustment Nut - 1 pc
	C-00100-034	Alum. Threaded Shock Body - Hard-coated - 1 pc
	C-00100-035	Shock Shaft - Steel - 2 pcs
	C-00100-036	Side Springs - Red 0.5mm - Soft - 2 pcs
	C-00100-037	Front Spring Coils - Red 0.4mm - Soft - 2 pcs
	C-00100-041	Composite Pod Link - 2 pcs







	C-00100-042	Composite Washer Shock Body - 2 pcs
	C-00100-043	Composite Shock Spring Holder - 2 pcs
	C-00100-044	Composite Lower Ball Joint - Shock - 2 pcs
	C-00100-045	Composite Upper Ball Joint - Shock - 2 pcs
	C-00100-046	Composite Shock Piston - 2 pcs
	C-00100-047	Silicone Shock Membrane - 2 pcs







	C-00100-048	Silicone Shock O-Ring - 2 pcs
	C-00100-049	Composite Ball Joint - Alum. Side Linkage Damper Tube - 4 pcs
	C-00100-050	Composite Ball Joint - 4 pcs
	C-00100-051	Composite Body Mount - Long - Threaded - 2 pcs
	C-00100-052	Composite Body Mount - Short - Threaded - 2 pcs
	C-00100-053	Alum. Body Mount Cambered Nuts - 4 pcs

	C-00100-054	Composite Chassis Protector - 1 pc
	C-00100-055	Composite Chassis Corner Protector - 2 pcs
	C-00100-056	Composite Pivot Brace - A+B - 1 set
	C-00100-058	Composite Suspension Arm - Front Lower - Right - 1 pc
	C-00100-059	Composite Suspension Arm - Front Lower - Left - 1 pc
	C-00100-060	Composite Suspension Arm - Front Upper - 2 pcs

	C-00100-061	Turnbuckle M3 x 15mm - Steel - 2 pcs
	C-00100-062	Composite Ball Joint - Dia 6mm - Front Upper Arm - 2 pcs
	C-00100-064	Alum. Ball Dia. 6mm - for Lower Susp. Arms - 2 pcs
	C-00100-065	Alum. Ball Dia. 6mm - for Ball Joint - 2 pcs
	C-00100-066	Alum. Shim Ring - ID 3mm - OD 4mm - 0.5mm - 10 pcs
	C-00100-067	Alum. Shim Ring - ID 3mm - OD 4mm - 1.0mm - 10 pcs

	C-00100-068	Composite Clip 0.5 - 1 - 1.5 - 2.0mm - 4 pcs each
	C-00100-072	Composite Damper Tube Rod - 2 pcs
	C-00100-073	D-Lock Diff Plate - Carbon Steel - 2 pcs
	C-00100-075	Belleville Washer - Steel - 4 pcs
	C-00100-077	Alum. Shim Ring - ID 6.35mm - 0.4mm - 5 pcs
	C-00100-079	Alum. Pivot Ball - Hardcoated - 2 pcs







	C-00100-082	Alum. Threaded Ball 4.25mm - 2 pcs
	C-00100-083	Alum. Shim Ring - ID 3mm - OD 5mm - 3mm - 5 pcs
	C-00100-101	Shock Spring - Blue 1.0mm - Medium - 1 pc OPTIONAL
	C-00100-102	Shock Spring - Black 0.9mm - Soft - 1 pc OPTIONAL
	C-00100-103	Side Springs - Silver 0.6mm - Soft-Medium - 2 pcs OPTIONAL
	C-00100-104	Side Springs - Black 0.7mm - Medium - 2 pcs OPTIONAL







	C-00100-105	Front Spring Coils - Blue 0.6mm - Hard - 2 pcs OPTIONAL
	C-00100-106	Front Spring Coils - Black 0.5mm - Medium - 2 pcs OPTIONAL
	C-00100-108	Side Springs - Blue 0.8mm - Hard - 2 pcs OPTIONAL
	C-00110-001	Chassis SSX-10 - Carbon 2.5mm - 1 pc
	C-00110-002	Front stiffener Plate - Carbon 2.5mm - 1 pc
	C-00110-003	Rear Brace - Carbon 2.5mm - 1 pc

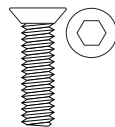
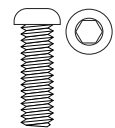
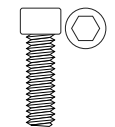
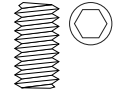
	C-00110-004	Rear Pod Lower Plate - Carbon 2.5mm - 1 pc
	C-00110-005	Shock Absorber Support Plate - Carbon 2.5mm - 1 pc
	C-00110-006	Alum. Rear Wheel Hub - Left - 1 pc
	C-00110-007	Alum. Rear Wheel Hub - Right - 1 pc
	C-00110-008	Alum. Diff. Ball Bearing Insert - 1 pc
	C-00110-009	Composite Lock Nut - 1 pc




	C-00110-010	Rear Axle Shaft - Carbon - 1 pc
	C-00110-011	Turnbuckles 46mm - 2 pcs
	C-00110-012	Composite Steering Knuckle - 2 pcs
	C-00110-013	Front Wheel Axle - Steel - 2 pcs
	C-00110-014	Alum. Front Bulkhead - 7075 T6 - 1 pc
	C-00110-015	King Pin - Steel - 2 pcs

	C-00110-016	Alum. Lower Arm Cap - A • 0.0mm - 2 pcs
	C-00110-017	OPTION Alum. Lower Arm Cap - B • -1.0mm - 2 pcs
	C-00110-018	OPTION Alum. Lower Arm Cap - C • -2.0mm - 2 pcs
	C-00110-019	OPTION Alum. Lower Arm Cap - D • -3.0mm - 2 pcs
	C-00110-020	OPTION Alum. Lower Arm Cap - E • +1.0mm - 2 pcs
	C-00110-021	Rear Pod Upper Plate- Graphite 2.5mm - 1 pc

	C-00120-015	Alum. Rear Bulkhead Motor - Left - 7075 T6 - 1 pc
	C-00120-016	Alum. Rear Bulkhead Motor - Right - 7075 T6 - 1 pc
	C-00120-027	Alum. Servo Mount Post - 2 pcs
	C-00120-028	Alum. Damper Holder - 1 pc
	C-00120-029	Alum. Spacer Holder - 27mm - 2 pcs
	C-10114	Servo Saver Small - 25T Spline - 1 pc

	C-38010	Precision Diff. Balls 1/8 - Chrome - 12 pcs
	C-38020	Precision Diff. Balls 1/8 - Ceramic - 12 pcs OPTIONAL
	C-381438	Ball Bearing ABEC 3 - 1/4 x 3/8 - 4 pcs
	C-391438	Ball Bearing ABEC 3 - 1/4 x 3/8 - Flanged - 4 pcs
	C-3918516	Ball Bearing ABEC 3 - 1/8 x 5/16 - Flanged - 4 pcs
	C-75090	Delrin CNC-Cut Spur Gear 90T - 64DP - 1 pc

	C-30050 Steel Screws M3 X 6mm - Hex Flat Head - 10 pcs C-30051 Steel Screws M3 X 8mm - Hex Flat Head - 10 pcs C-30052 Steel Screws M3 X 10mm - Hex Flat Head - 10 pcs C-3002-30-14 Steel Screws M3 X 14mm - Hex Flat Head - 10 pcs
	C-30100 Steel Screws M3 X 6mm - Hex Button Head - 10 pcs C-30101 Steel Screws M3 X 8mm - Hex Button Head - 10 pcs
	C-30018 Steel Screws M2 X 4mm - Hex Socket Head - 10 pcs C-30022 Steel Screws M2 X 12mm - Hex Socket Head - 10 pcs C-30030 Steel Screws M2,5 X 6mm - Hex Socket Head - 10 pcs C-30001 Steel Screws M3 X 8mm - Hex Socket Head - 10 pcs
	C-30149 Steel Set Screws M3 X 4mm - Hex - 10 pcs C-30152 Steel Set Screws M3 X 8mm - Hex - 10 pcs

	<p>C-31000 Steel Nylstop Nut M2 - 10pcs</p> <p>C-31002 Steel Nylstop Nut M3 - 10pcs</p>
	<p>C-31015 Alum. Nylstop Nut M2 - Red - 10 pcs</p> <p>C-31025 Alum. Nylstop Nut M3 - Red - 10 pcs</p>
	<p>C-32150 E-Clips Dia. 1.5mm - 10 pcs</p> <p>C-32151 E-Clips Dia. 2.3mm - 10 pcs</p>

TIRE TRACTION COMPOUNDS



Tire Juice 22
GREEN 100ml

C-13760 | Tire Juice 22

RUBBER - ASPHALT



Tire Juice 33
RED 100ml

C-13761 | Tire Juice 33

FOAM - ASPHALT



Tire Juice 44
YELLOW 100ml

C-13762 | Tire Juice 44

RUBBER - CARPET



Tire Juice 55
BLUE 100ml

C-13763 | Tire Juice 55

FOAM - CARPET



TC TIRE JUICE 22 - GREEN : is ideally suited to rubber tires on asphalt but also works well on foam tires.
TC TIRE JUICE 33 - RED : is ideally suited for foam tires on asphalt but also works well on rubber tires.
TC TIRE JUICE 44 - YELLOW : is ideally suited for rubber tires on carpet but also works well on foam tires.
TC TIRE JUICE 55 - BLUE : is ideally suited for foam tires on carpet but also works well on rubber tires.

SSX10

TEAM CORALLY
WORLD CHAMPIONS



www.corally.com

This manual is an edition of Team Corally, Geelseweg 80, B-2250 OLEN (Belgium). This manual is protected by a copyright and nothing from this edition may be reproduced or used without any prior written authorisation. Whilst every effort has been made to ensure the accuracy of the information in this catalogue, errors do creep in and Team Corally can accept no responsibility for failures, wrong specifications, accuracy of colours, losses or damages caused. Team Corally denies any responsibility claims or damages caused by use of our products. Team Corally is not responsible for product changes or availability of our products. The products of dangerous nature included in this manual are submissive to special handling and storage specifications. Please check with your local authorities for existing legislation.

WORLD CHAMPIONS



Team Corally • Geelseweg 80 • 2250 Olen • Belgium
Tel: +32 14 25 92 94 • info@corally.com • www.corally.com