



Ecclesiastical Sewing

Altar Measurement Worksheet

If you would be able to send photos of your altar, that would be a good place to start. The photos should show the following:

- View of altar from the center aisle
- Closer shot of altar
- Altar from a side view to see if it is close to a wall or other things, or if it is free standing

The next part is your ideas for the altar frontal:

- How large will the frontal be? Is it a full frontal or a superfrontal?
- The season for use
- The color and type of fabric
- Trim or embellishment ideas (we can help with this)
- Details - fringe, etc

Budget: This is helpful so we have an idea of where to start.

Timing: When is the target date for delivery?

Do you have photos or other visual things that help illustrate the ideas you have in mind? (It's no problem if you don't. But if you have these, it can be a help).

What is the name of your church and do you have a website? I always like to look at any photos available online to get a feel for the church.

Additional items that may be needed for the set:

Stole: _____

Chasuble: _____

Chalice veil: _____

Burse: _____

Banner: _____

Bible Marker, Pulpit Fall, and Lectern Hanging measurement sheets included in following pages.

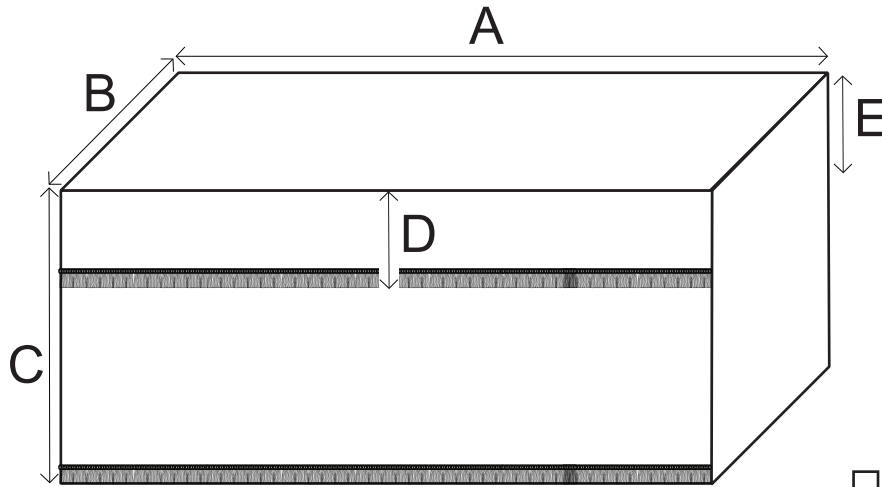
Frontal/Superfrontals

Date: _____

Church: _____

Season and Color: _____

Please record measurements in inches to the nearest 1/4". Make sure to measure the alter, not existing hangings. If a rod pocket is needed, please note the depth of the pocket.




- A. Width: _____
- B. Depth: _____
- C. Height: _____
- D. Superfrontal Drop: _____
- E. Back Drop (Optional): _____


Velcro Rod Pocket: _____




- Frontal w/Superfrontal
- Frontal Only
- Superfrontal Only




- Frontal w/Superfrontal
- Frontal Only
- Superfrontal Only



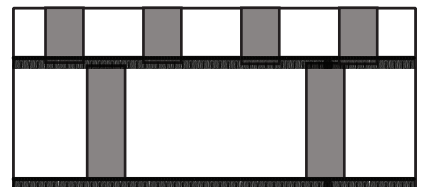
- Frontal w/Superfrontal
- Frontal Only
- Superfrontal Only



- Frontal w/Superfrontal
- Frontal Only
- Superfrontal Only



- Frontal w/Superfrontal
- Frontal Only
- Superfrontal Only



- Frontal w/Superfrontal
- Frontal Only
- Superfrontal Only

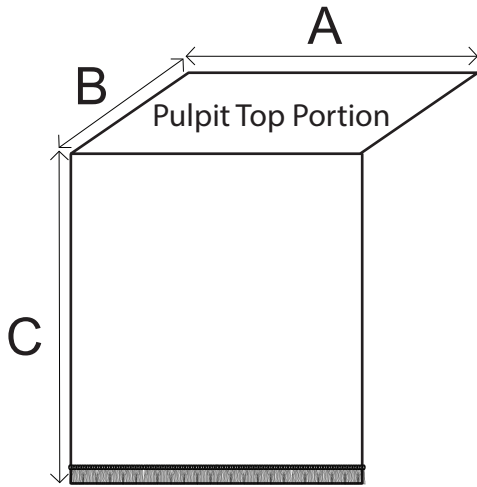
Pulpit Fall/Lectern Hanging

Date: _____

Church: _____

Season and Color: _____

Please record measurements in inches to the nearest 1/4". Make sure to measure the pulpit, not existing hangings. If a rod pocket is needed, please note the depth of the pocket.



A. Width: _____


B. Depth: _____

C. Drop: _____


Velcro Rod Pocket: _____



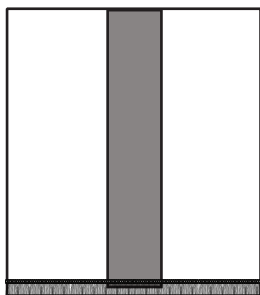
Option 1



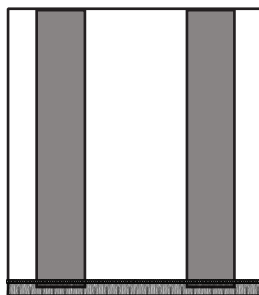
Option 2




Option 3



Option 4



Option 5



Option 6

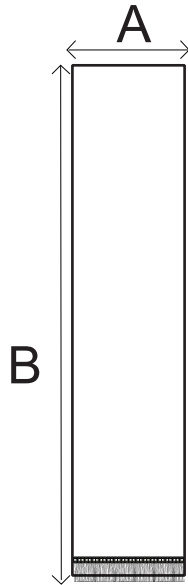
Bible Marker

Date: _____

Church: _____

Season and Color: _____

Please record measurements in inches to the nearest 1/4". If a rod pocket is needed, please note the depth of the pocket.



A. Width: _____


B. Length: _____

Velcro Rod Pocket: _____


Amount Desired: _____



Option 1



Option 2



Option 3