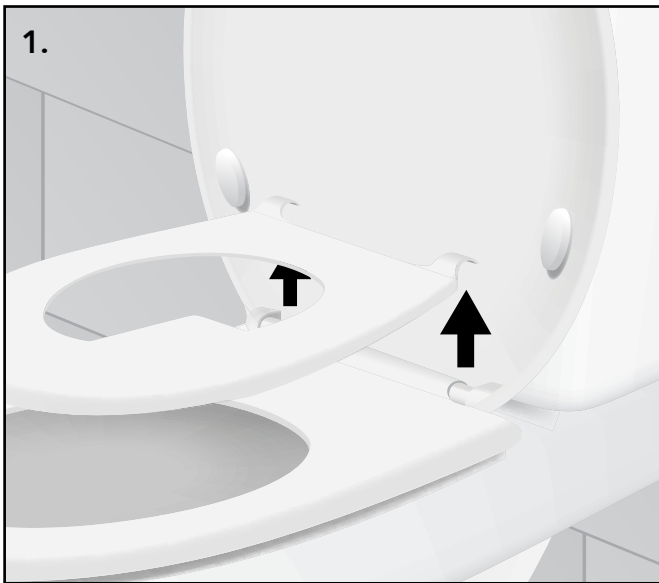




BATH ROYALE

LUXURY BATHROOM ACCESSORIES

Kingsport Child Seat Removal



1. Remove child seat.

Grip the child seat underneath at both sides and lift one side, then the other.

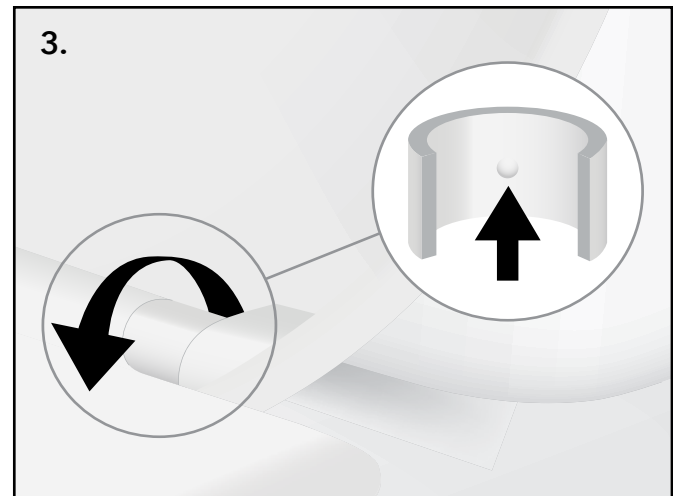
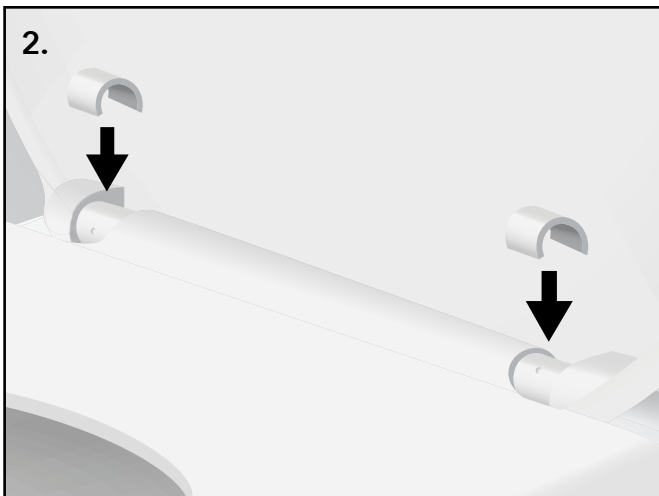
2. Insert C-rings.

Push (snap) into place to fill the void left by the child seat removal.

3. Rotate C-Rings

Use your finger or thumb to rotate the C-ring until it "clicks" into place.

Note: When properly positioned, the C-rings fill the space when adult seat is up or down.



Note: Store child seat for future use. To re-install, simply remove C-rings and snap child seat into place.