

800.364.7681



www.DOGIPOT.com

ALL ALUMINUM DOGIPOT® PET STATION (ITEM #1003A-L) SPECIFICATION, INSTALLATION AND OPERATION SHEET



YOUR ALL ALUMINUM DOGIPOT® PET STATION INCLUDES:

- Aluminum **DOGIPOT®** Pet Sign, with mounting hardware (two (2) 2¼" x ¼" tap bolts, washers and locknuts)
- Aluminum **DOGIPOT®** JUNIOR Bag Dispenser (ITEM #1002-2), with mounting hardware (two (2) 2½" x ¼" bolts, washers and locknuts)
- Two (2) keys for Dispenser bottom locking access panel
- Two (2) rolls of OXO-BIODEGRADABLE **DOGIPOT®** Litter Pick Up Bags (ITEM #1402) (200 count per roll), installed in **DOGIPOT®** JUNIOR Bag Dispenser
- 10 Gallon Aluminum Trash Receptacle (ITEM #1206A-L) with attached hinged lid and trash liner bag retainer bands, with mounting hardware (one (1) 2½" x ¼" and (1) 2¾" x ¼" bolts, washers and locknuts)
- One (1) box OXO-BIODEGRADABLE **DOGIPOT®** Liner Trash Bags (ITEM #1404) (50 count)

SEPARATE SHIPPING BOX

- 2" x 2" x 4' - 8' Galvanized Steel Telescopic Mounting Post, with installation hardware (two (2) carriage bolts (2½" x 5/16"), washers and locknuts)

PLEASE CHECK THE ABOVE INVENTORY AND CALL YOUR DISTRIBUTOR IF ANY PARTS ARE MISSING.

INSTALLATION AND OPERATION INSTRUCTIONS

1. Select a good visible spot in your community or park where you want to install the All Aluminum **DOGIPOT®** Pet Station.
2. Prior to installation, remove the 1¾" x 1¾" x 4' portion of the mounting post from the 2" x 2" x 4' portion of the mounting post before cementing. **Insert the larger portion of the mounting post (2" x 2" x 4') approximately 14" into an 18" deep by 8" diameter hole filled with a 40 lb. bag of "ready to use" concrete mix.** To stabilize the post while cementing, place a rod, bolt or other device through the two bottom holes, prior to inserting into the ground and cementing. Level the post in a straight vertical position and let concrete dry for at least 12 hours.
3. After the concrete is dry, insert the smaller portion of the post (1¾" x 1¾" x 4') into the larger cemented portion of the post (2" x 2" x 4') until the first 4 holes are lined up between the two posts. Use two (2) carriage bolts, washers and locknuts to fix the telescopic post in position, the upper bolt in the top overlapping hole, pointing from right to left and the lower bolt in the bottom overlapping hole, pointing from front to back. The total height above ground with both post parts should now be approximately 6'6".
4. Start by installing the **DOGIPOT®** Pet Sign on top of the 1¾" post, with the upper hole matching the most upper hole in the square post using the enclosed 2¼" bolts, washers and locknuts. Continue installing the Aluminum **DOGIPOT®** JUNIOR Bag Dispenser according to the mounting instructions enclosed with the Dispenser, ensuring that the upper edge of the Dispenser is approximately **1" below** the lower edge of the **DOGIPOT®** Pet Sign.
5. Install the Aluminum **DOGIPOT®** Trash Receptacle through the pre-drilled top oval holes in the back wall of the receptacle and through the square post with the remaining bolts, washers and locknuts, using the 2¾" bolt on top and the 2½" bolt below. **The upper edge of the trash receptacle must be approximately 12½" below the lower end of your Aluminum DOGIPOT® JUNIOR Bag Dispenser so that the lid may completely open.** The upper back wall of the trash receptacle is supposed to touch the head of the lower post carriage bolt, which creates some space between the post and the receptacle, allowing the receptacle lid to open from left to right, without touching the post.
6. Insert one of the enclosed OXO-BIODEGRADABLE **DOGIPOT®** Liner Trash Bags into the trash receptacle, folding it over the interior retainer bands. Proper installation and general maintenance will help expand the life of the trash receptacle and dispenser unit. **DOGIPOT®** offers Product Maintenance Paint to help cover any paint chips which may occur in the powder coating during the life of the product.
7. **ENJOY WATCHING PET OWNERS PICK UP AFTER THEIR DOGS!**

800.364.7681



www.DOGIPOT.com

ALL ALUMINUM DOGIPOT® PET STATION (ITEM #1003A-L) SPECIFICATION, INSTALLATION AND OPERATION SHEET

(A) DOGIPOT® PET SIGN (ITEM #1203 / 1204)

- H: 18" x W: 11.5"
- 14 gauge reflective aluminum
- Weight: 1.35 lbs.
- Forest green on white

(B) ALUMINUM DOGIPOT® JUNIOR BAG DISPENSER (ITEM #1002-2)

- H: 15'5" x W: 9.4" x D: 3.25"
- 12 gauge powder coated forest green aluminum
- Weight: 7 lbs.
- 400 bag capacity
- Two diamond shaped bag dispenser slots
- Front locking access panel
- Clearly posted instructions

(C) ALUMINUM TRASH RECEPTACLE WITH LID (ITEM #1206A-L)

- H: 23" x 11.5" diameter
- 11 gauge powder coated forest green aluminum
- Weight: 9 lbs.
- 10 gallon capacity with interior trash liner bag retainer bands
- Attached aluminum hinged lid
- One (1) box 50 count OXO-BIODEGRADABLE DOGIPOT® Liner Trash Bags (ITEM #1404) included (5 lbs.)

(D) TELESCOPIC GALVANIZED STEEL MOUNTING POST (ITEM #1301-P)

- 2" x 2" x 8'
- 11 gauge galvanized steel
- Weight: 15 lbs.

TOTAL HEIGHT FROM ABOVE GROUND:

- 6'.6"

SPACE BETWEEN DISPENSER AND SIGN:

- 1.0"

SPACE BETWEEN RECEPTACLE AND DISPENSER:

- 12.5"

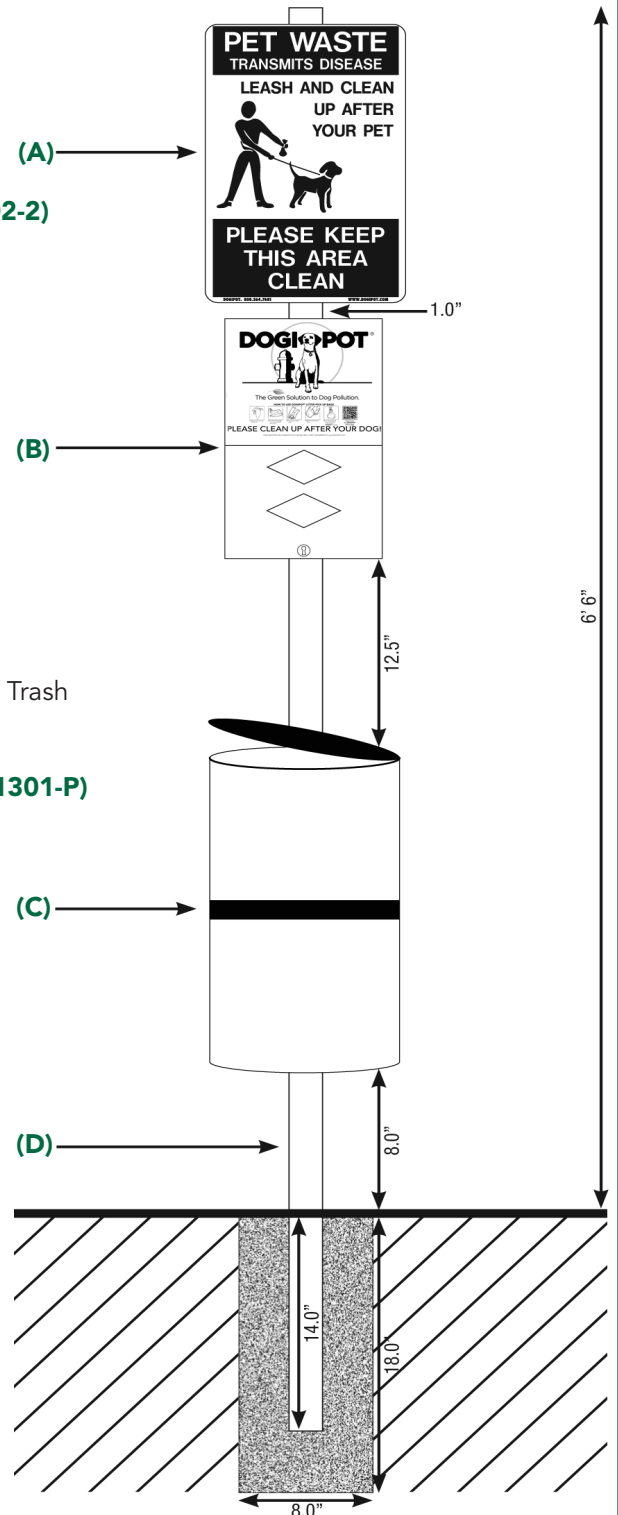
SPACE BETWEEN GROUND AND RECEPTACLE:

- 8.0"

HOLE:

- D: 18.0" x W: 8.0"
- Fill with 40 lbs. "ready to use" cement

**TOTAL SHIP WEIGHT: 45 LBS.
(MOUNTING HARDWARE INCLUDED)**





DOGIPOT
 5340 YOUNG PINE ROAD, SUITE 8
 ORLANDO, FL 32829
 TOLL FREE: 1-800-364-7681
 PHONE: (407) 888-4627
 FAX: (407) 888-8526
 www.dogipot.com

INCLUDES:

- ALUMINUM DOGIPOT PET SIGN, WITH MOUNTING HARDWARE
- ALUMINUM DOGIPOT JUNIOR BAG DISPENSER (ITEM #1002-2), WITH MOUNTING HARDWARE
- TWO KEYS FOR DISPENSER LOCKING FRONT ACCESS PANEL
- TWO ROLLS OF DOGIPOT LITTER PICK UP BAGS (ITEM #1402), INSTALLED IN DOGIPOT JUNIOR BAG DISPENSER
- 10 GALLON ALUMINUM TRASH RECEPTACLE (ITEM #1206A-L) WITH ATTACHED HINGED LID AND TRASH LINER BAG RETAINER BANDS, WITH MOUNTING HARDWARE
- ONE DOGIPOT LINER TRASH BAGS (ITEM #1404)
- 2" X 2" X 4'-8" GALVANIZED STEEL TELESCOPIC MOUNTING POST, WITH INSTALLATION HARDWARE

(A) DOGIPOT PET SIGN (ITEM #1203 / 1204):

- H: 18" X W: 11.5"
- 14 GAUGE REFLECTIVE ALUMINUM
- WEIGHT: 1.35 LBS
- FOREST GREEN ON WHITE

(B) DOGIPOT JUNIOR BAG DISPENSER (ITEM #1002-2):

- H: 15.5" X W: 9.4" X D: 3.25"
- 12 GAUGE POWDER COATED FOREST GREEN ALUMINUM
- WEIGHT: 7 LBS
- 400 BAG CAPACITY
- TWO DIAMOND BAG DISPENSER SLOTS
- FRONT LOCKING ACCESS PANEL
- CLEARLY POSTED INSTRUCTIONS

(C) TRASH RECEPTACLE WITH LID (ITEM #1206A-L):

- H: 23" X 11.5" DIAMETER
- 11 GAUGE POWDER COATED FOREST GREEN ALUMINUM
- WEIGHT: 9 LBS.
- 10 GALLON CAPACITY WITH INTERIOR TRASH LINER BAG RETAINER BANDS
- ATTACHED ALUMINUM HINGED LID
- ONE BOX 50 COUNT DOGIPOT LINER TRASH BAGS (ITEM #1404)

(D) TELESCOPIC GALVANIZED STEEL MOUNTING POST (ITEM #1301-P):

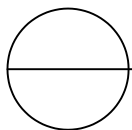
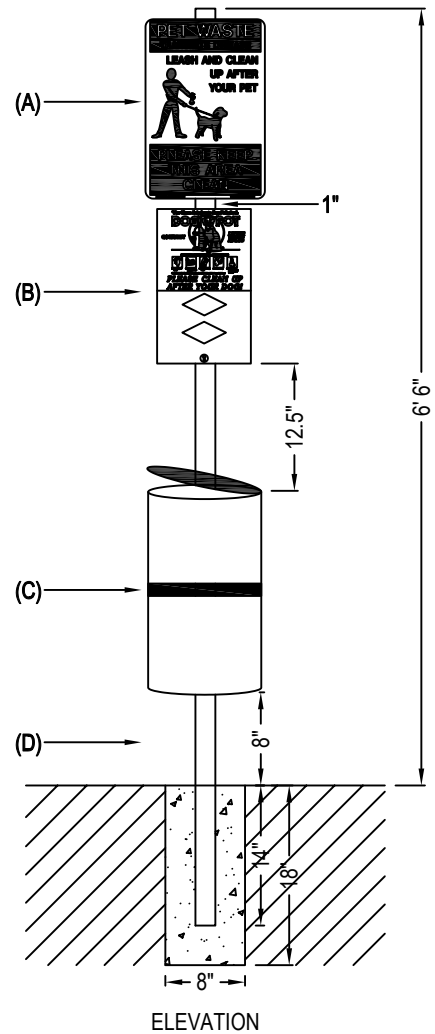
- 2" X 2" X 8"
- 11 GAUGE GALVANIZED STEEL
- WEIGHT: 15 LBS.

HOLE:

- D: 18" X W: 8"
- FILL WITH 40 LBS. "READY TO USE" CEMENT

NOTES:

1. INSTALLATION TO BE COMPLETED IN ACCORDANCE WITH MANUFACTURER'S SPECIFICATIONS.
2. DO NOT SCALE DRAWING.
3. THIS DRAWING IS INTENDED FOR USE BY ARCHITECTS, ENGINEERS, CONTRACTORS, CONSULTANTS AND DESIGN PROFESSIONALS FOR PLANNING PURPOSES ONLY. THIS DRAWING MAY NOT BE USED FOR CONSTRUCTION.
4. ALL INFORMATION CONTAINED HEREIN WAS CURRENT AT THE TIME OF DEVELOPMENT BUT MUST BE REVIEWED AND APPROVED BY THE PRODUCT MANUFACTURER TO BE CONSIDERED ACCURATE.
5. CONTRACTOR'S NOTE: FOR PRODUCT AND COMPANY INFORMATION VISIT www.CADdetails.com/info AND ENTER REFERENCE NUMBER 2635-004.



PET STATIONS

ALUMINUM DOGIPOT® PET STATION (1003A-L)