

Classic ROCK FACE BLOCK®



**Restoring historical buildings
one block at a time.**

classicrockfaceblock.com

4" Designs

Design 40



Design 41



Design 42




Design 43




8" Designs

Design A




Design B



Design C



Design D



Design E




12" Designs

Design 50



Design 51



Design 52




16" Designs

Design 1




Design 2



16" Designs (cont'd)

Design 3



Design 4




Design 5



Design 6





Design 7




Design 8



Design 9



Design 10



Design 11



Design 12




24" Designs


Design 25




Design 26




Design 27



Design 28




Design 29



32" Designs

Design 3200



Column Balls

**#5098
9" Small Ball**



12"x12"x14.5"

**#5099
12" Large Ball**



13.5"x13.5"x17.5"

Planters

#5600



11"x8.5"x10"

#5601



10"x7"x12"

Baluster

#5700



5"x5"x17"

Classic ROCK FACE BLOCK[®]

1623 S Indiana Ave
Auburn, IN 46706

(260) 755-1056

classicrockfaceblock.com



Our block meets ASTM standards and has been approved for use by historic neighborhood associations, city historic commissions and the National Park Service.

CUSTOM MOLDS & DESIGNS AVAILABLE

Capitals



**#5351
Monolithic
Smooth Column**

#5400 Iconic Capital



Outer: 19.5" Inner: 9" Tall: 5"

#5401 Iconic Capital



Outer: 19.5" Inner: 10" Tall: 4.5"

#5403



Outer: 17" Inner: 10" Tall: 5"

#5404



Outer: 19" Inner: 10" Tall: 6"

Columns/Bands

#5300

**Cored Reg Straight
Fluted Column**



DIA: 10" Tall: 12"

#5200 Round Column Band



12"x12"x4

**#5350
Monolithic
Fluted Column**



DIA: 9-10.75" Tall: 48"

**#5301
Fluted Column
with End**



DIA: 10" Tall: 12"

**#5302
Fluted Double
End**



DIA: 10" Tall: 12"

#5201 Plain Column Band



12"x12"x4

#5202 Rockface Column Band



10"x10"x4" | Taper to 11.5"x11.5"

**#5303
Smooth
Column**



DIA: 10" Tall: 12"

**#5304
Swirl
Column**



DIA: 10" Tall: 12"

#5203 Decorative Column Band



9"x9"x4.5"

Column Caps/Bases

#5008 Pier Cap



12"x24"x2.5"
Custom Sizing Available

#5007 Rockface Pyramid Cap



20"x20"x3"

#5000 Column Base/Cap



12"x12"x4" | Taper to 10"x10"

**#5001 S. Bend/
Column Base/Cap**



16"x16"x6" | Taper to 12"x12"

**#5002 Column Base/Cap
Adjustable**



16"x16"x6" | Taper to 12"x12"

**#5003 Column Base/Cap
Egg & Dart**



18"x18"x4" | Taper to 16"x16"

#5004 Column Base/Cap



20"x20"x4.5" | Taper to 17"x17"

**#5005 19" Large Lobe
Column Base/Cap**



19"x19"x5" | Taper to 18"x18"

**#5006 Rockface Column
Base/Cap**



20"x20"x3"

#5100 Column Base Cored



12"x12"x6" | Taper to 10" Round

#5101 Column Base Cored



14"x14"x6.5" | Taper to 10" Round

#5102 Column Base Cored



14"x14"x4" | Taper to 11" Round

**#5500
Column Block**



8"x8"x8"
5" Face

**#5501
Column Cored**



12"x12"x8"
8" Face

**#5502
Column Cored**



16"x12"x8"
8" Face

**#5503
Column Cored**



12"x12"x8"
12" Face

**#5504
Column Cored**



16"x16"x8"
Full Face

**#5505
Column Cored**




14"x14"x8"
Full Face

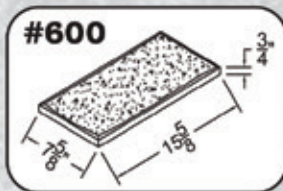
Commercial & Residential Gallery



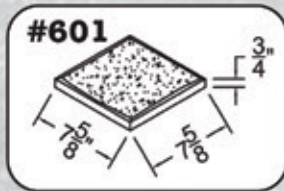
Customer Examples



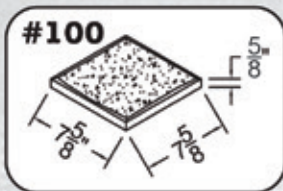
Block Specifications



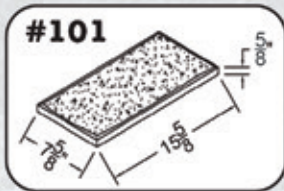
Block	0.75x8x16
Description	Poured Veneer
Design	3



Block	0.75x8x8
Description	Poured Veneer
Design	A

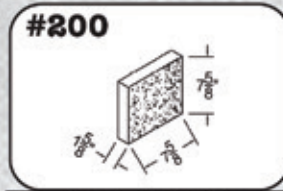


Block	1x8x8 Solid
Description	Facing Block
Design	A-E

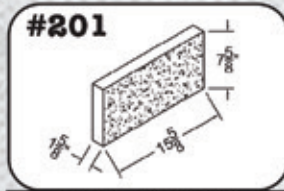


Block	1x8x16 Solid
Description	Facing Block
Design	1-12

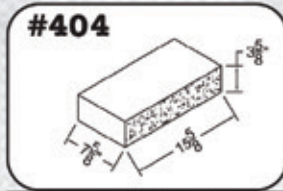
Block	0.75x8x16
Description	Poured Veneer
Design	3



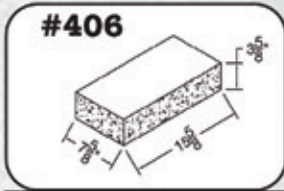
Block	2x8x8 Solid
Description	Facing Block
Design	A B C D E



Block	2x8x16 Solid
Description	Facing Block
Design	1 2 3 4 5 6 7 8 9 10 11 12

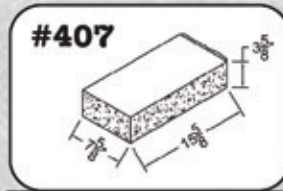


Block	8x4x16 Solid
Description	Cap
Design	40 41 42 43

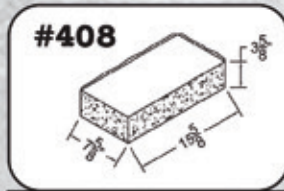


Block	8x4x16 Solid
Description	Cap Corner
Design	40 41 42 43

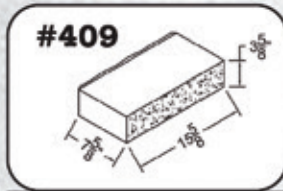
Block	2x8x8 Solid
Description	Facing Block
Design	A B C D E



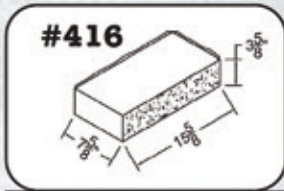
Block	8x4x16 Solid
Description	3 Sided Cap
Design	40 41 42 43



Block	8x4x16 Solid
Description	4 Sided Cap
Design	40 41 42 43

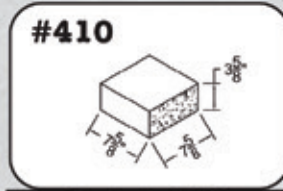


Block	8x4x16 Solid
Description	Wall Cap
Design	40 41 42 43

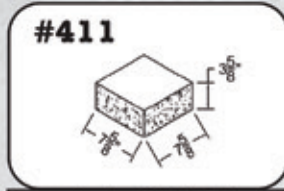


Block	8x4x16 Solid
Description	Wall Cap Corner
Design	40 41 42 43

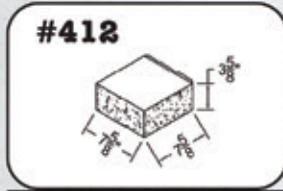
Block	8x4x16 Solid
Description	3 Sided Cap
Design	40 41 42 43



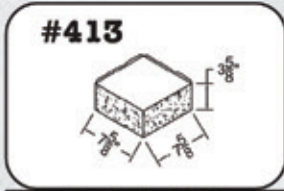
Block	8x4x8 Solid
Description	Half Cap
Design	40 41 42 43



Block	8x4x8 Solid
Description	Half Cap Corner
Design	40 41 42 43

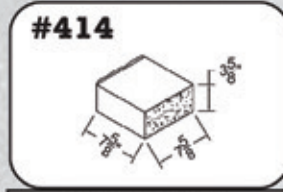


Block	8x4x8 Solid
Description	3 Sided Half Cap
Design	40 41 42 43

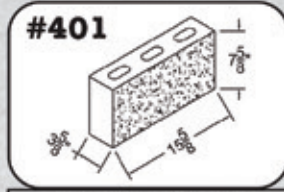


Block	8x4x8 Solid
Description	4 Sided Half Cap
Design	40 41 42 43

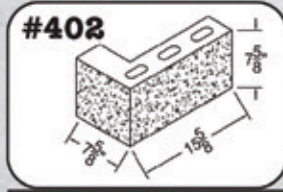
Block	8x4x8 Solid
Description	Half Cap
Design	40 41 42 43



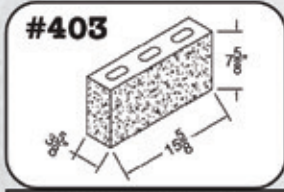
Block	8x4x8 Solid
Description	Wall Half Cap
Design	40 41 42 43



Block	4x8x16 Cored
Description	Facing Block
Design	1 2 3 4 5 6 7 8 9 10 11 12

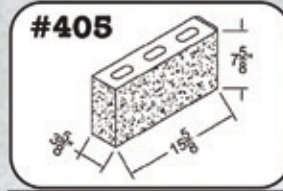


Block	4x8x16 Cored
Description	8" Corner L Block
Design	1 2 3 4 5 6 7 8 9 10 11 12

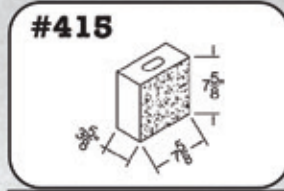


Block	4x8x16 Cored
Description	4" Corner
Design	1 2 3 4 5 6 7 8 9 10 11 12

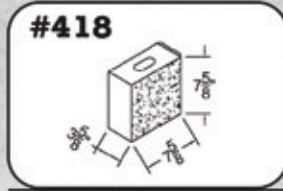
Block	8x4x8 Solid
Description	Wall Half Cap
Design	40 41 42 43



Block	4x8x16 Cored
Description	4" Column
Design	1 2 3 4 5 6 7 8 9 10 11 12



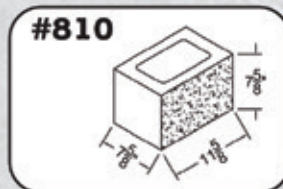
Block	4x8x8 Cored
Description	Half
Design	A B C D E



Block	4x8x8 Cored
Description	Half Corner
Design	A B C D E

Block	4x8x16 Cored
Description	4" Column
Design	1 2 3 4 5 6 7 8 9 10 11 12

Block Specifications



#810
8x8x12 Cored
Full Line
50 51 52

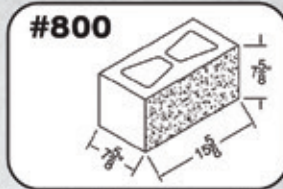


#811
8x8x12 Cored
Full Corner
50 51 52

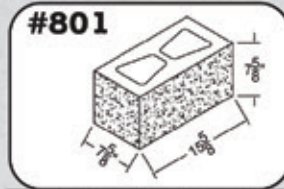


#812
8x8x12 Cored
Full Column
50 51 52

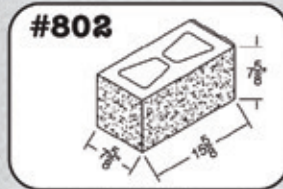
Block
Description
Design




#800
8x8x16 Cored
Full Line
1 2 3 4 5 6 7 8 9 10 11 12



#801
8x8x16 Cored
Full Corner
1 2 3 4 5 6 7 8 9 10 11 12




#802
8x8x16 Cored
Full Column
1 2 3 4 5 6 7 8 9 10 11 12

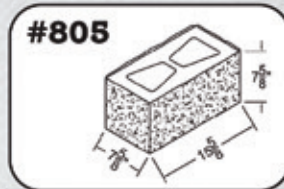


#803
8x8x16 Cored
Fence Block
1 2 3 4 5 6 7 8 9 10 11 12

Block
Description
Design



#804
8x8x16 Cored
Fence Corner
1 2 3 4 5 6 7 8 9 10 11 12

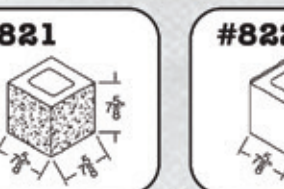


#805
8x8x16 Cored
4 Sided Column
1 2 3 4 5 6 7 8 9 10 11 12

Block
Description
Design



#820
8x8x8 Cored
Half
A B C D E



#821
8x8x8 Cored
Half Corner
A B C D E

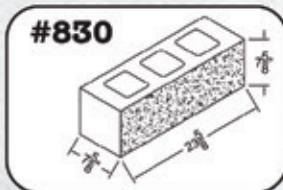


#822
8x8x8 Cored
Fence Block
A B C D E

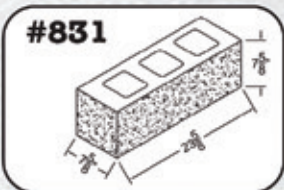


#823
8x8x8 Cored
Fence Block
A B C D E

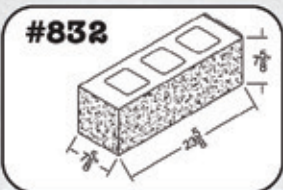
Block
Description
Design



#830
8x8x24 Cored
Line
25 26 27 28 29



#831
8x8x24 Cored
Corner
25 26 27 28 29

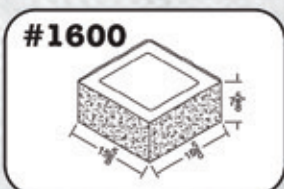


#832
8x8x24 Cored
Full Column
25 26 27 28 29

Block
Description
Design



#813
8x4x12 Cored
45 Degree Angle
50 51 52



#1600
16x8x16 Cored
4 Sided Column
1 2 3 4 5 6 7 8 9 10 11 12


Block
Description
Design

All Block color is standard GREY, color variations may occur between mixes. Contact us for more information.

History of the Rock Face Block



During the late nineteenth and early twentieth centuries, the cost of lumber was rising. Home owners were looking for an affordable yet quality substitute for lumber and pricey natural stone. Concrete was not only an affordable substitute, it offered energy efficiency, low maintenance and lasting results. And so the rock face concrete block was born and became widely used across the United States. Not only was the block more affordable, but easy-to-use machinery allowed experienced masons and novice home owners alike to create the blocks. Using a small machine, blocks were made one at a time on the construction site. The block was typically used for foundations and porches, but was occasionally used to construct entire homes and commercial buildings. By around 1930 basic cinder block became the norm and rock face block fell out of use. As these turn of the century homes are reaching their centennial mark, repairs and replacements are becoming necessary. We at Classic Rock Face Block have set out to meet this need, and strive to give home owners the previously unavailable option of replacing their historic block with exact replicas. We feel it is important to maintain the beautiful architectural designs of the past, and are proud to be a part of preserving the integrity of these historic homes.



Classic
ROCK FACE BLOCK
®

Production Facility

1623 S Indiana Ave • Auburn, IN 46706

(260) 755-1056 • (888) 960-8302

info@classicrockfaceblock.com

classicrockfaceblock.com