



StellaLife® VEGA® Oral Care


CLINICIAN'S GUIDE

3 • 3 • 3 StellaLife® Program


- Start 3 DAYS before the surgery or procedure to increase therapeutic levels.
- Apply 3 TIMES per day, preferably after meals.
- Use all 3 PRODUCTS at the same time in the order outlined.

Directions


STEP 1 **VEGA® Oral Care Rinse**
Shake well. Swish 3/4 tablespoon (10 ml) for 1-2 minutes, spit out.



STEP 2 **VEGA® Oral Care Spray**
Spray 4 times under the tongue.



STEP 3 **VEGA® Oral Care Gel**
Apply to the gum at the affected area or procedure site with a cotton swab.



Continue using all 3 products after the surgery or procedure. Refrain from drinking and eating for at least 20 minutes after application. Consult your healthcare professional for use in children under 6 years of age.

Recovery Kit



Gel



Rinse



Scan to Order

- Natural
- Non-staining
- Sugar-free
- Opioid-free
- Taste great
- Non-toxic*

Spray	
Active ingredients	Purpose
Contains 7.14% of each of the following HPUS ingredients:	
Arnica 3X, 6X, 18X.....	Bruising, swelling
Calendula 3X.....	Antiseptic
Chamomilla 5X.....	Swelling
Echinacea angustifolia 3X.....	Antiseptic
Echinacea purpurea 3X.....	Antiseptic
Hepar sulph calc 8X.....	Antiseptic
Hypericum 10X.....	Bruising, wound healing
Ignatia 30X.....	Soothing
Ledum palustre 6X.....	Analgesic
Ruta 12X.....	Bruising
Silicea 8X.....	Analgesic, antiseptic
Staphysagria 8X.....	Analgesic, soothing
Inactive ingredients	Citric acid, Glycerin, Potassium sorbate, Purified water.

Gel	
Active ingredients	Purpose
Contains 0.0714% of each of the following HPUS ingredients:	
Arnica 3X, 6X, 18X.....	Bruising, swelling
Calendula 3X.....	Antiseptic
Chamomilla 5X.....	Swelling
Echinacea angustifolia 3X.....	Antiseptic
Echinacea purpurea 3X.....	Antiseptic
Hepar sulph calc 8X.....	Antiseptic
Hypericum 10X.....	Bruising, wound healing
Ignatia 30X.....	Soothing
Ledum palustre 6X.....	Analgesic
Ruta 12X.....	Bruising
Silicea 8X.....	Analgesic, antiseptic
Staphysagria 8X.....	Analgesic, soothing
Inactive ingredients	Allantoin, Hydroxyethylcellulose, Peppermint oil, Purified water, Sodium benzoate, Sodium metabisulfite, Xylitol.

Peppermint Rinse	
Active ingredients	Purpose
Contains 0.55% of each of the following HPUS ingredients:	
Azadirachta indica 1X.....	Antingivitis, swelling
Calendula 1X.....	Antiseptic
Echinacea purpurea 1X.....	Antiseptic
Plantago major 1X.....	Antiseptic
Inactive ingredients	Allantoin, Citric acid, Glycerin, Peppermint flavor, Peppermint oil, Polysorbate 20, Potassium sorbate, Propolis, Purified water, Xylitol.

Coconut Rinse	
Active ingredients	Purpose
Contains 0.25% of each of the following HPUS ingredients:	
Azadirachta indica 1X.....	Antingivitis, swelling
Apis mellifica 12X.....	Soothing, healing
Calendula 1X.....	Antiseptic
Echinacea purpurea 1X.....	Antiseptic
Okoubaka aubrevillei 6X.....	Soothing, healing
Phosphorous 12X.....	Analgesic
Plantago major 1X.....	Antiseptic
Strontium 30X.....	Analgesic
Thujaoccidentalis 3X.....	Analgesic, soothing
Inactive ingredients	Allantoin, Citric acid, Coconut flavor, Glycerin, Potassium sorbate, Propolis, Purified water, Xylitol.

PAIN MANAGEMENT OFFICE PROTOCOL

1. Start the StellaLife®VEGA®Oral Care Recovery Kit (Rinse/Spray/Gel) 3 days pre-op and continue post-op
2. StellaLife®VEGA®Oral Care Gel is applied to the surgical site immediately post-operatively.
3. Patients take 1,000mg of acetaminophen and 400 mg of Motrin immediately post-op.
4. Repeat this combination up to four times per day not to exceed the allowable daily dose.*

MEDICATION INSTRUCTIONS are available for your patients.

Opioid Prescribing can be reduced in Oral Surgery practice. Three-year retrospective study showed 3 foldstrong opioid reduction. Walter Tatch, DDS, FACOMS, published by JOMS, Sep. 2019.*

Distributed by: **StellaLife, Inc.**
800.828.7265
StellaLife.com
Made in USA

StellaLife.com/research 

*Claims based on traditional homeopathic practice not accepted medical evidence. Not FDA evaluated.

Individual results may vary. This material is for general information only and is not intended to be a substitute for professional medical advice, diagnosis or treatment. Read the labels before using. VEGA® and Intelligent Healing® are trademarks of StellaLife®, Inc. All rights reserved.



StellaLife® VEGA® Oral Care CLINICIAN'S GUIDE



Natural, non-staining, sugar-free, gluten-free, non-toxic* Made in USA

BONE GRAFT PROCEDURES On-lay Bone Graft • Sinus Lift, GBR

Recovery Kit. Patients start 3 days before and continue for 5-7 days post-operatively. Continue to use rinse.

REMOVAL OF IMPACTED DENTITION

Recovery Kit. Refer to how to use recovery kit.

IMPLANTS

Recovery Kit or Gel & Rinse. Rinse, For routine procedures not involving BG, CTG. Post-op: Patient instructed to rinse for 1-2 minutes and expectorate; immediately apply Gel at the surgical site and vestibule area. Repeat above steps 4x/day. After 5 days, patients are instructed to soak a Q-tip in the Rinse and swab clockwise around the healing abutment for 1 minute, 2-3x/day. Continue for the next 2-3 months during integration, When patients are seen for final check prior to the restorative stage, they are instructed to apply Rinse with a Q-tip at the cervicogingival junction of the future restoration 2x/day as part of routine hygiene.

PERI-IMPLANTITIS

Recovery Kit or Gel & Rinse.

1. If soft tissue inflammation only without bone loss: Remove the cause (debris, cement, etc.). Use 24G angiocath to introduce into the pocket and rinse it out with VEGA Oral Rinse (up to 20 ml). Home care: Apply the Rinse with a Q-tip at the cervicogingival junction for about 1-2 min with gentle pressure massaging the gum, then immediately apply Gel in the same area. Refrain from eating and drinking for 20 minutes after application. Repeat 3-4x/day for 1 month, then re-evaluate.
2. If bone loss is present: detoxification, implantoplasty, GBR per individual protocol. Home care: Apply the Rinse with a Q-tip at the cervicogingival junction for about 1-2 min with gentle pressure massaging the gum, then immediately apply Gel in the same area. Refrain from eating and drinking for 20 minutes after application.

ROUTINE EXODONTIA

Gel and Rinse Post-op. Patient instructed to rinse for 1-2 minutes and expectorate; immediately apply Gel at the surgical site. Repeat above steps 4x/day.

EXPOSE AND BOND, ORTHO ANCHORAGE PLACEMENT, APICOECTOMY

Recovery Kit. See How to Use Recovery Kit. Alternative, Post-op: Patient instructed to rinse for 1-2 minutes and expectorate, immediately apply Gel at the cervicogingival junction. For best results start 3 days pre-op. Repeat above steps 3-4 x/day for 7 days after the procedure.

SCRP

Gel & Rinse or Recovery Kit. Post-op: Patient instructed to rinse for 1-2 minutes and expectorate, immediately apply Gel at the surgical site. Repeat above steps 4x/day. Home care: Apply the Rinse with a Q-tip at the cervicogingival junction for about 1-2 min with gentle pressure massaging the gum, then immediately apply Gel in the same area. Refrain from eating and drinking for 20 minutes after application. Repeat 3-4x/day for 1 month, then re-evaluate. Note: To reduce bleeding during the SCRP, start patients on the regimen 3 days pre-op. See How to use Recovery Kit.

CTG, PERIO & LASER SURGERY, FRENCTOMY, OSSEOUS SURGERY

Recovery Kit. If autogenous tissue is used from the palate, ask patient to apply with Q-tip StellaLife Gel at the harvest site as well as at the recipient site and vestibule area around the surgical site.

1. ABx and intra-op PRP/PRGF/PRF recommendations per clinician's protocol.
2. After initial use of recovery kit regimen, patients should continue to use rinse 2x/day until complete healing is observed.

NON-SURGICAL APPLICATIONS

Dry Mouth: Rinse for 1-2 minutes to relieve dry mouth symptoms. Repeat 3-4 times/day. For severe dry mouth apply Gel after rinse.

Aphthous Ulcers: apply Gel to the ulcer with a Q-tip 5-7x/day. Symptoms/lesion should resolve within 2-3 days. Rinse is a very beneficial adjunct to the Gel and should be used together.

Dry Socket: Gel and Rinse. Apply Gel in the office first, allow to take effect for 10 minutes, then check with the patient. They will experience immediate relief. For home care, use Rinse and Gel 4x/day. Rinse 1-2 minutes, then immediately apply Gel.

Orthodontic treatment & Invisalign: Apply Gel into the Invisalign tray for dental pain or apply directly to the gum 3x/day or as needed. Use Rinse for routine hygiene care twice per day.

Dental Impressions: Rinse and Gel. Starting 3 days before, Rinse for 1-2 minutes, apply Gel at the cervicogingival junction. Repeat up to 4x/day.

Angular cheilitis: Apply Gel to the affected areas 3x/day until resolves.

Mucositis and Chronic Inflammatory Conditions of Oral Cavity: (inc. Lichen Planus) temporary symptoms relief: Rinse and Gel or Recovery Kit 3x/day application for 1 month, then re-evaluate.

Refrain from drinking or eating for at least 20 minutes after application.