

# StellaLife® VEGA® Oral Care CLINICIAN'S GUIDE



All-natural, non-staining, sugar-free, non-toxic, non-GMO.\* Made in USA.

## BONE GRAFTING PROCEDURES

On-lay Bone Graft • Sinus Lift, GBR • Osseous Surgery

**Recovery Kit.** Patients is started 3 days before and continues for 5-7 days post-operatively.

## REMOVAL OF IMPACTED DENTITION

**Recovery Kit.** Refer to how to Use recovery kit.

## IMPLANTS

**Recovery Kit or Gel & Rinse.** For routine procedures, not involving BG, CTG. Post-op: Patient instructed to rinse for 1-2 minutes and expectorate; immediately apply Gel at the surgical site and vestibule area. Repeat above steps 4x/day. After 5 days, patients are instructed to soak a Q-tip in the Rinse and swab clockwise around the healing abutment for 1 minute, 2-3x/day. Continue for the next 2-3 months during integration. When patients are seen for final check prior to the restorative stage, they are instructed to apply Rinse with a Q-tip at the cervicogingival junction of the future restoration 2x/day as part of routine hygiene.

## PERI-IMPLANTITIS

**Recovery Kit or Gel & Rinse**

1. If soft tissue inflammation only without bone loss: Remove the cause (debris, cement, etc.). Use 24G angiocath to introduce into the pocket and rinse it out with VEGA Oral Rinse (up to 20 cc). Home care: Apply the Rinse with a Q-tip at the cervicogingival junction for about 1-2 min with gentle pressure massaging the gum, then immediately apply Gel in the same area. Restrain from eating or drinking for 20 minutes after application. Repeat 3-4x/day for 1 month, then re-evaluate.
2. If bone loss is present: detoxification, implantoplasty, GBR per individual protocol. Home care: Apply the Rinse with a Q-tip at the cervicogingival junction for about 1-2 min with gentle pressure massaging the gum, then immediately apply Gel in the same area. Restrain from eating, drinking for 20 minutes after application.

## ROUTINE EXODONTIA

**Gel and Rinse Post-op.** Patient instructed to rinse for 1-2 minutes and expectorate; immediately apply Gel at the surgical site. Repeat above steps 4x/day.

## EXPOSE AND BOND, ORTHO ANCHORAGE PLACEMENT, APICOECTOMY

**Recovery Kit.** See How to Use Recovery Kit. Alternative, Post-op: Patient instructed to rinse for 1-2 minutes and expectorate, immediately apply Gel at the cervicogingival junction. For best results start 3 days pre-op. Repeat above steps 3-4 x/day for 7 days after the procedure.

## SCRP

**Gel and Rinse or Recovery Kit.** Post-op: Patient instructed to rinse for 1-2 minutes and expectorate, immediately apply Gel at the surgical site. Repeat above steps 4x/day. Home care: Apply the Rinse with a Q-tip at the cervicogingival junction for about 1-2 min with gentle pressure massaging the gum, then immediately apply Gel in the same area. Restrain from eating, drinking for 20 minutes after application. Repeat 3-4x/day for 1 month, then re evaluate. Note: To reduce bleeding during the SCRCP, start patients on the regimen 3 days pre-op. See How to use Recovery Kit.

## CTG

**Recovery Kit.** If autogenous tissue is used from the palate, ask patient to apply with Q-tip StellaLife Gel at the harvest site as well as at the recipient site and vestibule area around the surgical site.

1. ABx and intra-op PRP/PRGF/PRF recommendations per clinician's protocol.
2. After initial use of recovery kit regimen, patients should continue to use rinse 2x/day until complete healing is observed.

## NONSURGICAL PROCEDURES

**Dental Impressions:** Gel and Rinse. Starting 3 days before, Rinse for 1-2 minutes, apply Gel at the cervicogingival junction. Repeat up to 4x/day.

**Aphthous Ulcers:** apply Gel to the ulcer with a Q-tip 5-7x/day. Symptoms/lesion should resolve within 2-3 days. Rinse is a very beneficial adjunct to the Gel and should be used together.

**Mucositis:** Gel and Rinse or Recovery Kit for 1 month, then re-evaluate.

**Dry socket:** Gel and Rinse. Apply Gel in the office first, allow to take effect for 10 minutes, then check with the patient. They will experience immediate relief. For home care, use Rinse and Gel 4x/day. Rinse 1-2 minutes, then immediately apply Gel. Restrain from eating 20 minutes after application.

## About StellaLife® VEGA® Oral Care

StellaLife® makes oral health and pain management solutions that improve dental patients' experiences. We believe that better oral health comes from better ingredients and better formulations. Our homeopathic approach is an extremely effective alternative to traditional products.

VEGA® Oral Care solutions are clinically proven\* to reduce pain, bruising and swelling, with a faster healing time. They contain sixteen active ingredients that are part of Homeopathic Pharmacopeia of the United States (HPUS). In addition, our solutions deliver exceptional long-term oral health care. All done in a more natural way.

StellaLife products line encompasses a broad spectrum of applications, ranging from recovery to maintenance, and from the treatment of oral inflammatory conditions to pain management.\*



StellaLife® received top rating and Editors' Choice Award, the highest distinction given by THE DENTAL ADVISOR.



StellaLife® VEGA® Oral Care was awarded 2019 Top Oral Healing Product by THE DENTAL ADVISOR.

## StellaLife® VEGA® Oral Care

Adjunct therapy for a broad spectrum of applications:

### Surgical dental procedures\* include:

- Wisdom teeth removal
- Extractions
- Placement of dental implants
- Bone grafting
- Connective tissue grafting
- Osseous surgery
- Dental crown lengthening
- Ridge augmentation

- Sinus lifting
- Frenectomy
- Apicoectomies
- Laser and more

### Nonsurgical dental procedures\* include:

- Scaling and root planing
- Orthodontic treatment
- Crowns and bridges
- Quad-dentistry
- Root canals and more

### Temporarily relieves symptoms of\*:

- Dry mouth
- Inflammatory conditions of oral cavity
- Dry sockets
- Aphthous ulcers (Canker sores)
- Mucositis
- Cold sores
- Sores associated with dentures
- Angular cheilitis
- Lichen planus and more

Part of daily oral hygiene\*

\*Claims based on traditional homeopathic practice, not accepted medical evidence. Not FDA evaluated. Individual results may vary. This material is for general information only and is not intended to be a substitute for professional medical advice, diagnosis or treatment. Read the labels before using.

VEGA® and Intelligent Healing® are trademarks of StellaLife®, Inc. All rights reserved.

## APPLICATION GUIDE: VEGA® Oral Care Recovery Kit

### 3 • 3 • 3 StellaLife® Program

- Start **3 DAYS** before the surgery or procedure to increase therapeutic levels.
- Apply **3 TIMES** per day, preferably after meals.
- Use all **3 PRODUCTS** at the same time in the order outlined.

### Directions




STEP

1

#### VEGA Oral Care Rinse

Swish 7-10 mL for 1-2 minutes, expectorate.

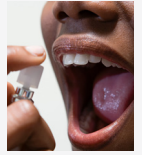


STEP

2

#### VEGA Oral Care Spray

Spray 4 times **under the tongue**.

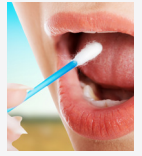


STEP

3

#### VEGA Oral Care Gel

Apply to the gum at the affected area with a cotton swab.



Continue using all 3 products for 7 days after the surgery or procedure. Refrain from drinking or eating for at least 20 minutes after application.

**CONTACT:**  
[info@stellalifehealing.com](mailto:info@stellalifehealing.com)  
[www.stellalifehealing.com](http://www.stellalifehealing.com)  
800.828.7265

Made in USA

Distributed by:  
StellaLife, Inc., P.O. Box 1204,  
Northbrook, IL 60065, USA

