





AN ORIGINAL GRANITE BRACKET PRODUCT


THE ORIGINAL CORNER SHOWER SHELF



1. Install backer board according to manufacturer specifications.



2. Apply adhesive or thinset.



3. Place Corner Shower Shelf in desired location.



4. Apply thin-set and your choice of finished product.



floatingshowerbench.com
888-584-1112

**Bench can be cut
down to Customized
Specifications.**