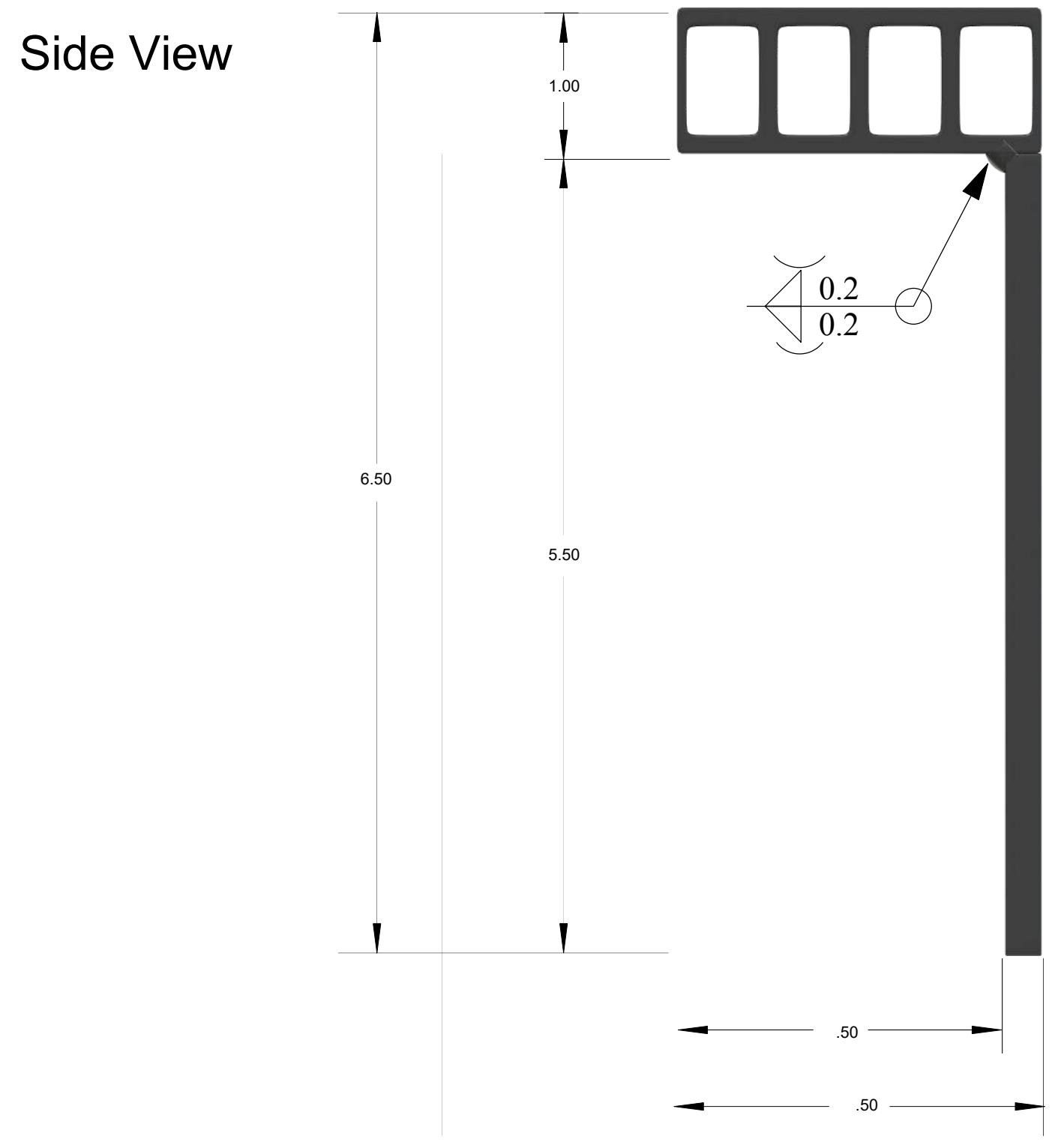



REVISION STATUS - EACH SHEET IS MARKED WITH ITS REVISION				
ZONE	REV.	DESCRIPTION	DATE	APPROVED
	A		0 / /	

ISW-xx-L

- NOTES: UNLESS OTHERWISE SPECIFIED
1. ALL DIMENSIONS ARE THEORETICALLY SHARP.
 2. REMOVE BURRS AND BREAK ALL SHARP EDGES .03 MAX.
 3. ALL DIMENSIONS ARE IN INCHES UNLESS OTHERWISE STATED.
 4. PARTS SHALL BE FREE OF GREASE AND CUTTING FLUID.
 5. COATED WITH A BLACK RUST INHIBITOR FINISH.

Configuration Table	
Model	Length
ISW-08-L	8"
ISW-08-R	8"
ISW-10-L	10"
ISW-10-R	10"
ISW-12-L	12"
ISW-12-R	12"
ISW-14-L	14"
ISW-14-R	14"
ISW-16-L	16"
ISW-16-R	16"
ISW-18-L	18"
ISW-18-R	18"
ISW-20-L	20"
ISW-20-R	20"
ISW-22-L	22"
ISW-22-R	22"
ISW-24-L	24"
ISW-24-R	24"
ISW-26-L	26"
ISW-26-R	26"



APPROVED

UNLESS OTHERWISE SPECIFIED DIMENSIONS ARE IN INCHES		ENGINEER			TITLE		
TOLERANCES ARE:		ENGINEER			Support Bracket, Countertop, Industrial Side Wall, Hidden, Right & Left	SIZE	CAGE CODE
ANGLES		ENGINEER				DWG NO	
.XX = .01	XX* = 1°	CHECKED			MANUFACTURING PURPOSES WITHOUT THE EXPRESS WRITTEN CONSENT OF THE ORIGINAL GRANITE BRACKET.	D	
.XXX = .005		DRAWN	SMR	MANAGER APPROVAL		A	
INTERPRET DRAWINGS IN ACCORDANCE WITH: ASME Y14.100 ENGINEERING DRAWING PRACTICES ASME Y14.38 ABBREVIATIONS ASME Y14.5 DIMENSIONING AND TOLERANCING ASME Y14.6 SCREW THREAD REPRESENTATION AWS A2.4 WELDING SYMBOLS IEEE STD 315 SYMBOLS FOR ELECTRICAL AND ELECTRONIC DIAGRAMS		THE INFORMATION ON THIS DRAWING IS PROPRIETARY AND SHALL NOT BE DISCLOSED, USED OR DUPLICATED FOR PROCUREMENT OR MANUFACTURING PURPOSES WITHOUT THE EXPRESS WRITTEN CONSENT OF THE ORIGINAL GRANITE BRACKET.		SCALE		SHEET 1 of 1	

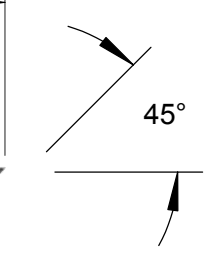
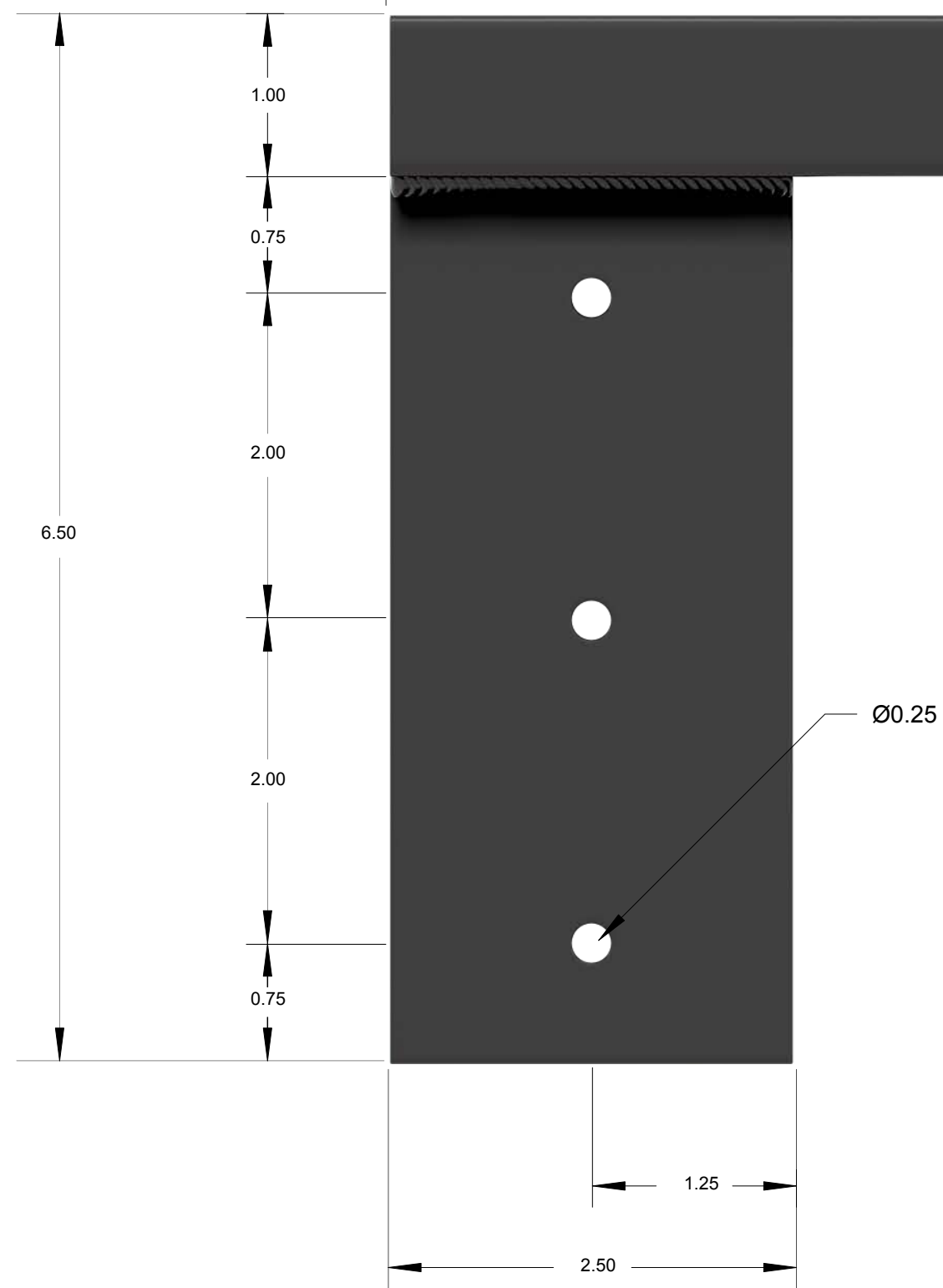
- NOTES: UNLESS OTHERWISE SPECIFIED
1. ALL DIMENSIONS ARE THEORETICALLY SHARP.
 2. REMOVE BURRS AND BREAK ALL SHARP EDGES .03 MAX.
 3. ALL DIMENSIONS ARE IN INCHES UNLESS OTHERWISE STATED.
 4. PARTS SHALL BE FREE OF GREASE AND CUTTING FLUID.
 5. COATED WITH A BLACK RUST INHIBITOR FINISH.

ISW-xx-R

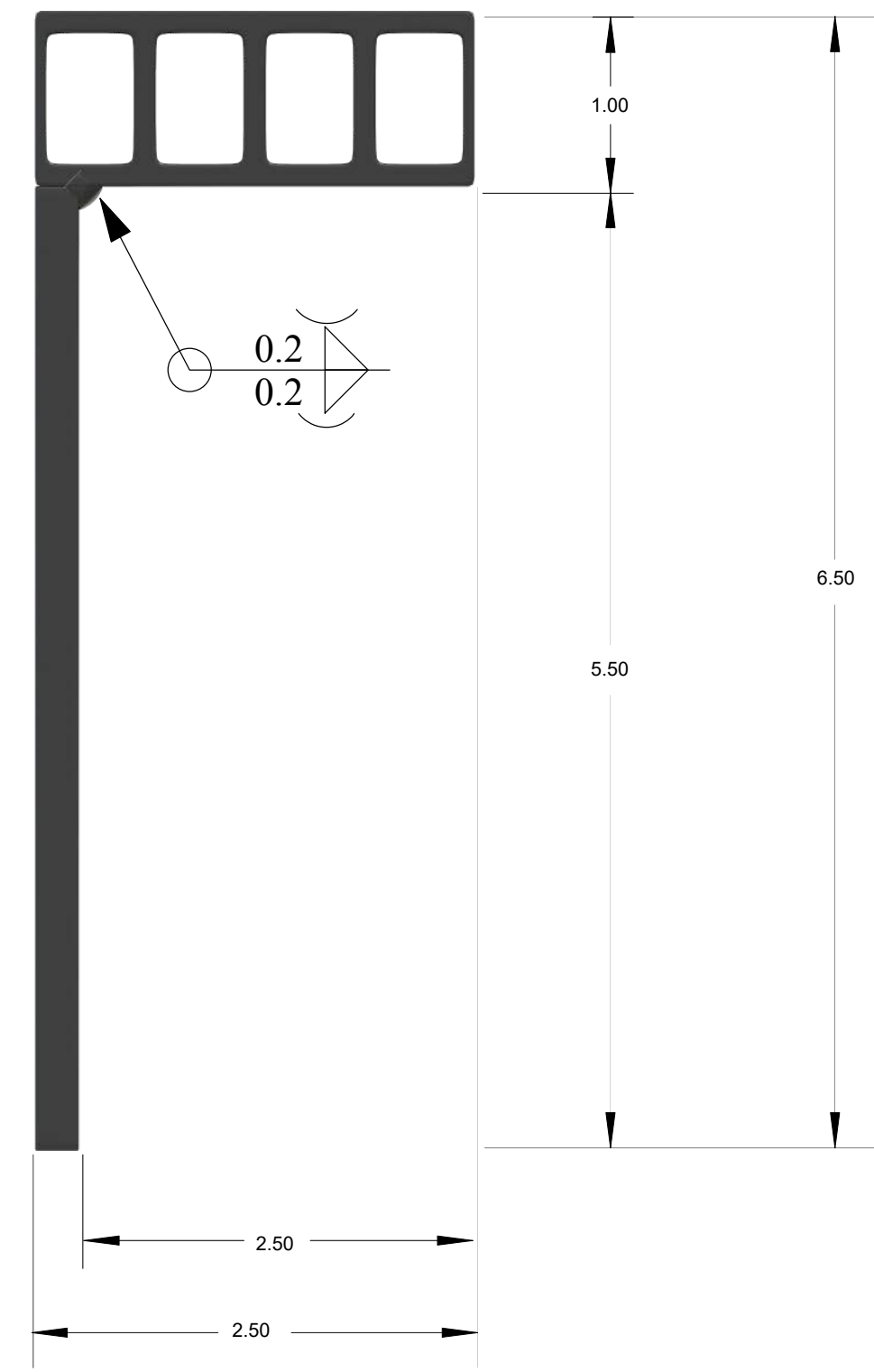
REVISION STATUS - EACH SHEET IS MARKED WITH ITS REVISION				
ZONE	REV.	DESCRIPTION	DATE	APPROVED
	A		04/25/24	

[See Configuration Table for SW-xx-L]

Front View



Side View



UNLESS OTHERWISE SPECIFIED DIMENSIONS ARE IN INCHES		ENGINEER			
TOLERANCES ARE:		ENGINEER			
ANGLES		ENGINEER			
.XX = .01	XX° = 1°	CHECKED			
.XXX = .005		DRAWN	SMR	04/25/24	TITLE
		MANAGER APPROVAL			Support Bracket, Countertop, Industrial Side Wall, Hidden, Right & Left
<small> INTERPRET DRAWINGS IN ACCORDANCE WITH: ASME Y14.100 ENGINEERING DRAWING PRACTICES ASME Y14.38 ABBREVIATIONS ASME Y14.5 DIMENSIONING AND TOLERANCING ASME Y14.6 SCREW THREAD REPRESENTATION AWS A2.4 WELDING SYMBOLS IEEE STD 315 SYMBOLS FOR ELECTRICAL AND ELECTRONIC DIAGRAMMS </small>		<small> THE INFORMATION ON THIS DRAWING IS PROPRIETARY AND SHALL NOT BE DISCLOSED, USED OR DUPLICATED FOR PROCUREMENT OR MANUFACTURING PURPOSES WITHOUT THE EXPRESS WRITTEN CONSENT OF THE ORIGINAL GRANITE BRACKET. </small>			SIZE CAGE CODE DWG NO D SWI-xx-x
		SCALE			SHEET 1 of 1 REV A