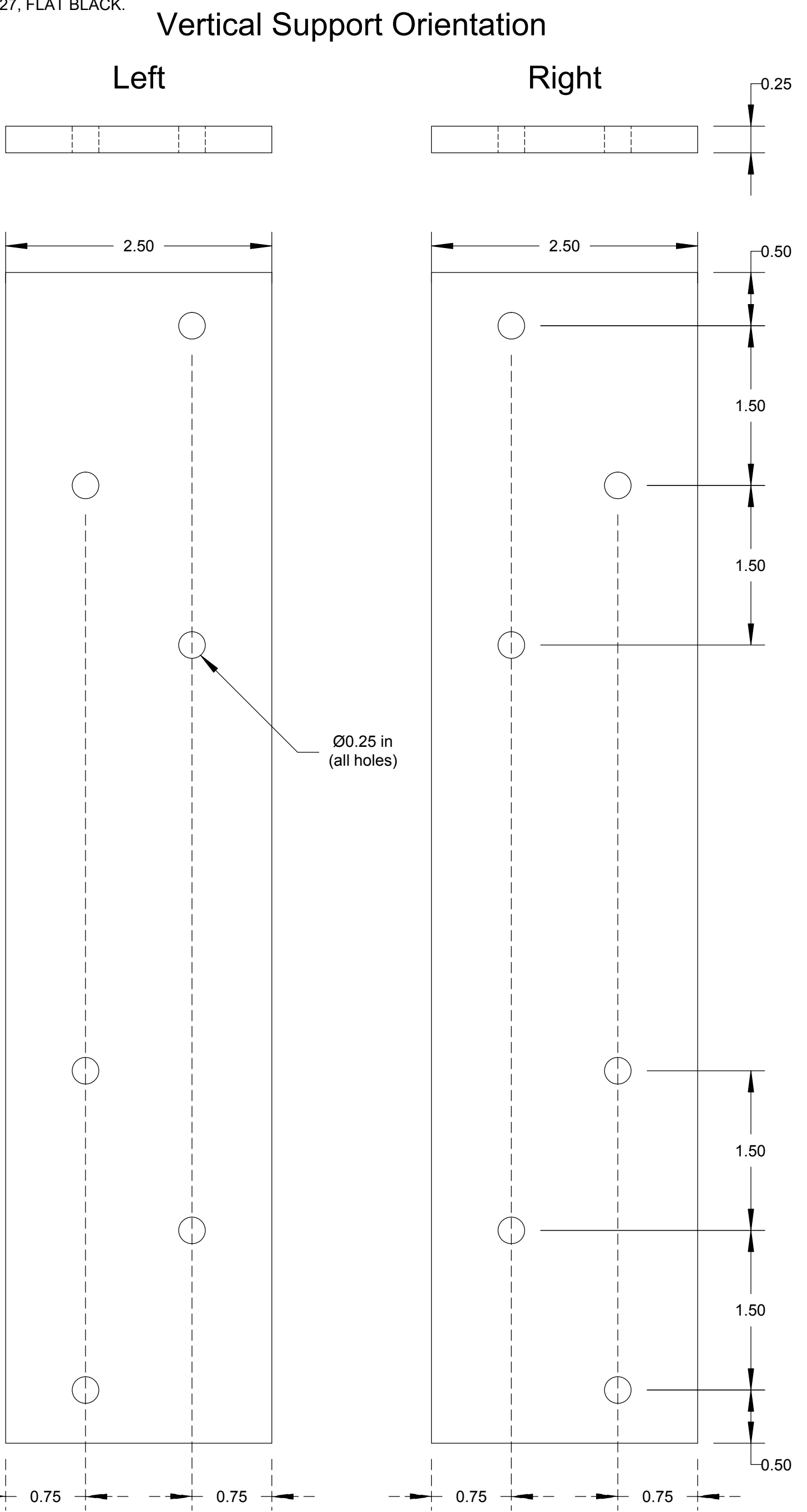


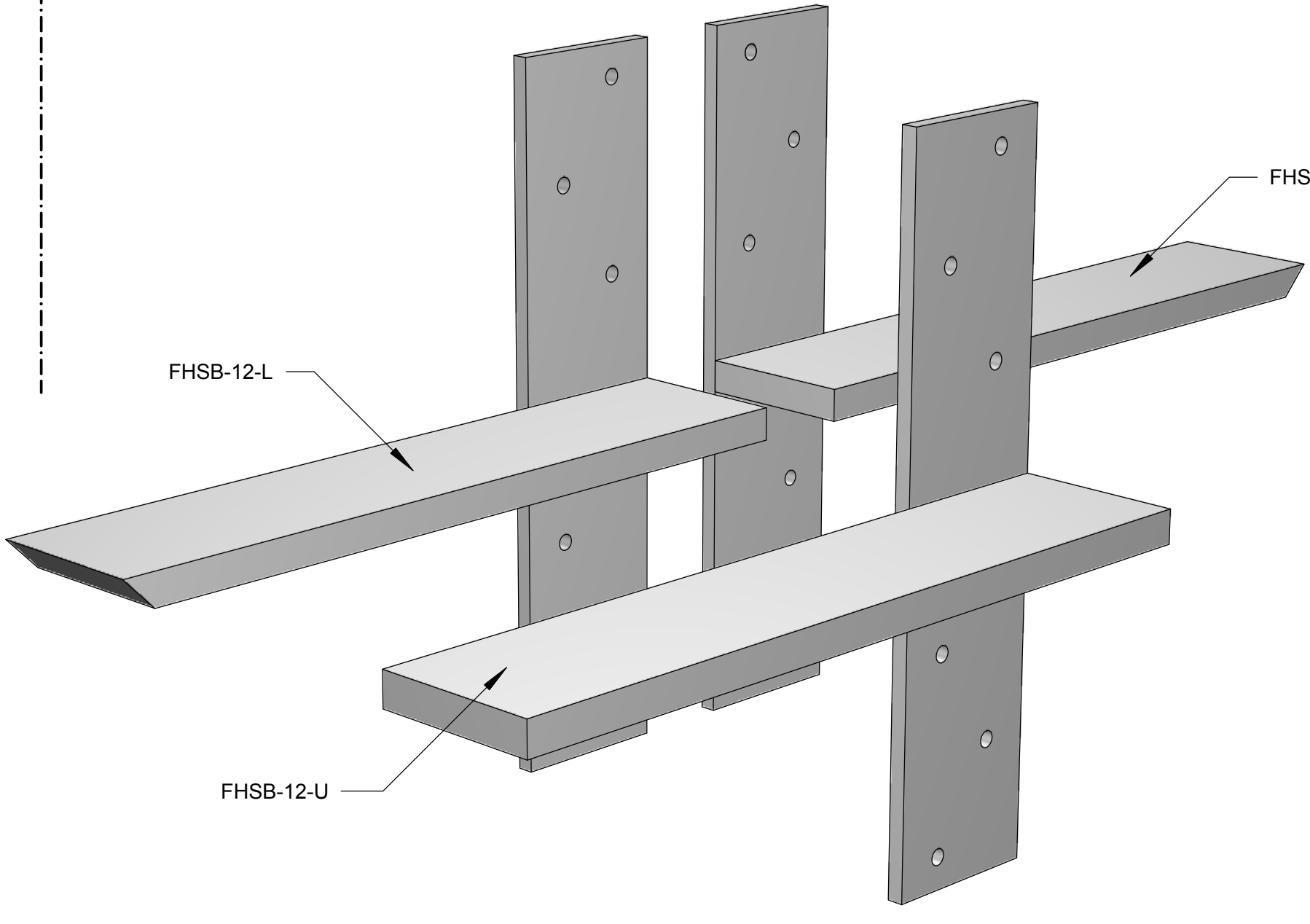
- NOTES: UNLESS OTHERWISE SPECIFIED
1. ALL DIMENSIONS ARE TO THEORETICAL SHARP.
 2. REMOVE BURRS AND BREAK ALL SHARP EDGES .03 MAX.
 3. ALL DIMENSIONS ARE IN INCHES UNLESS OTHERWISE STATED.
 4. PARTS SHALL BE FREE OF GREASE AND CUTTING FLUID.
 5. FINISH IS RUSTOLEUM ANTI-RUST PAINT, P/N 249127, FLAT BLACK.

Configuration Table	
Model	Length
FHSB-08-n	8.00
FHSB-09-n	9.00
FHSB-10-n	10.00
FHSB-11-n	11.00
FHSB-12-n	12.00
FHSB-13-n	13.00
FHSB-14-n	14.00
FHSB-15-n	15.00
FHSB-16-n	16.00
FHSB-17-n	17.00
FHSB-18-n	18.00
FHSB-19-n	19.00
FHSB-20-n	20.00
FHSB-21-n	21.00
FHSB-22-n	22.00
FHSB-23-n	23.00
FHSB-24-n	24.00
FHSB-25-n	25.00
FHSB-26-n	26.00
FHSB-27-n	27.00
FHSB-28-n	28.00
FHSB-29-n	29.00
FHSB-30-n	30.00

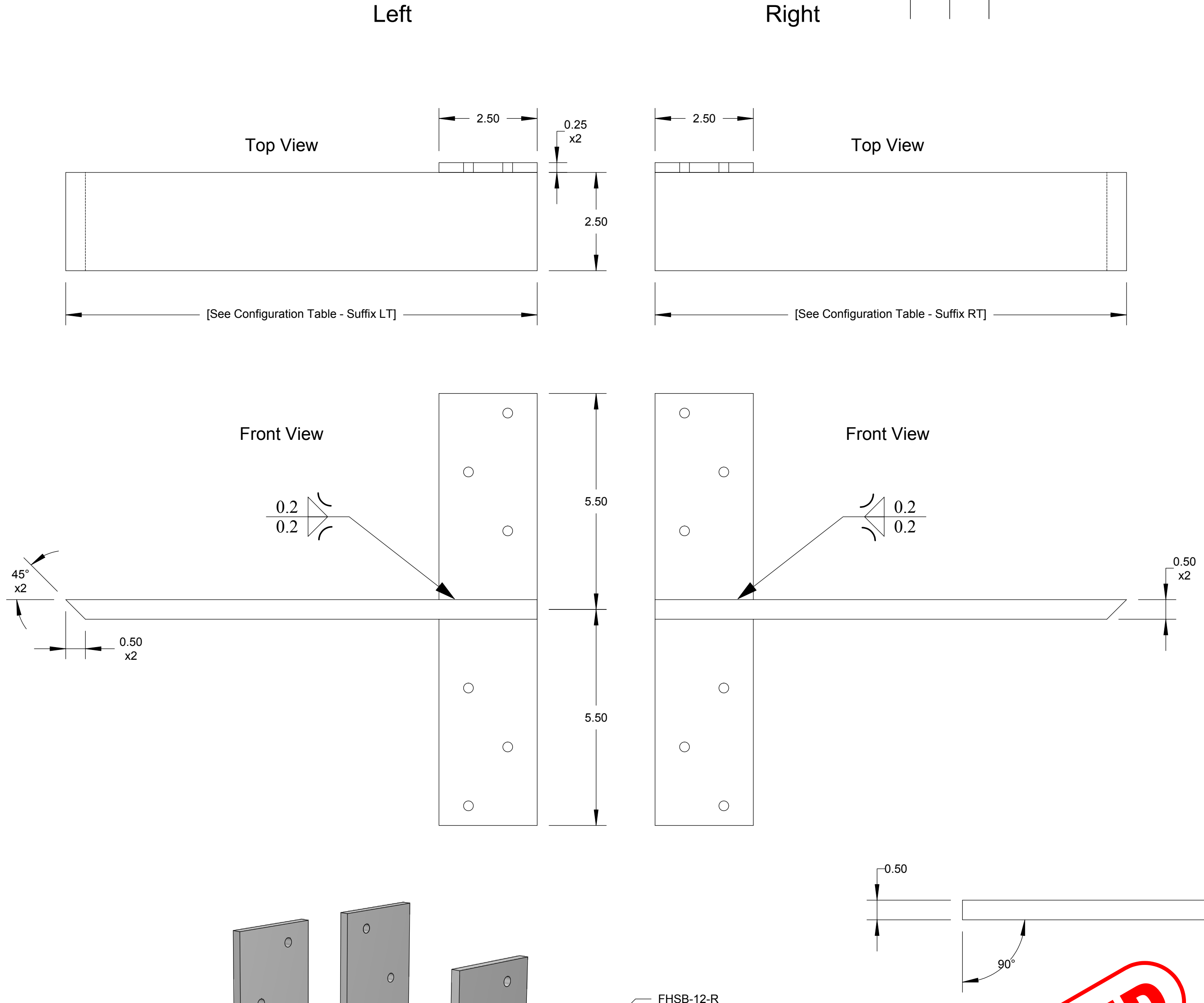
Configuration	Extension (n)
Right	R
Left	L
Universal	U



The wall mount plate is oriented so that two of the upper drill holes are closer to the end of the horizontal shelf support.



Assemblies



APPROVED

UNLESS OTHERWISE SPECIFIED DIMENSIONS ARE IN INCHES		ENGINEER			
TOLERANCES ARE:		ENGINEER			
ANGLES		ENGINEER			
.XX = .01 XX* = 1°		CHECKED			
.XXX = .005		DRAWN	JRL	10/23/13	
INTERPRET DRAWINGS IN ACCORDANCE WITH:		MANAGER APPROVAL			
ASME Y14.100 ENGINEERING DRAWING PRACTICES		THE INFORMATION ON THIS DRAWING IS PROPRIETARY AND SHALL NOT BE DISCLOSED, USED OR DUPLICATED FOR PROCUREMENT OR MANUFACTURING PURPOSES WITHOUT THE EXPRESS WRITTEN CONSENT OF THE ORIGINAL GRANITE BRACKET.			
ASME Y14.38 ABBREVIATIONS		TITLE			
ASME Y14.5 DIMENSIONING AND TOLERANCING		Shelf Brackets, Free Hanging, Left, Right & Universal			
ASME Y14.6 SCREW THREAD REPRESENTATION		SIZE	CAGE CODE	DWG NO	REV
AWS A2.4 WELDING SYMBOLS		D		FHSB-xx-x	A
IEEE STD 315 SYMBOLS FOR ELECTRICAL AND ELECTRONIC DIAGRAMS		SCALE			SHEET 1 of 1



Shelf Brackets, Free Hanging, Left, Right & Universal

FHSB-xx-x A

REVISION STATUS - EACH SHEET IS MARKED WITH ITS REVISION				
ZONE	REV.	DESCRIPTION	DATE	APPROVED
	A	INITIAL RELEASE	10/23/13	