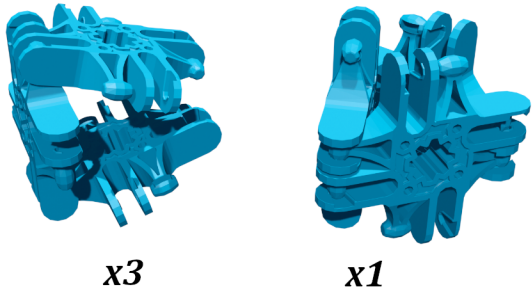



**Step 1**




**Step 2**

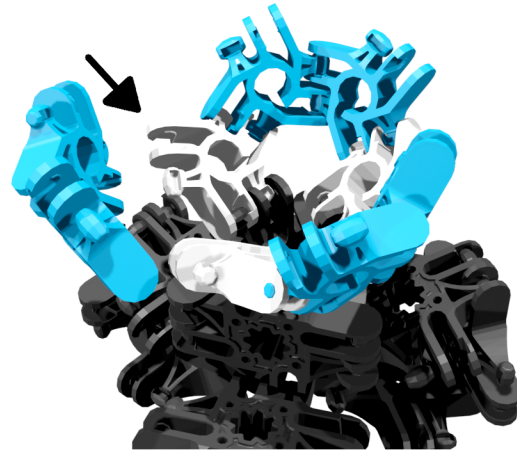


*Repeat steps 1 and 2 for each color except purple.*

**Step 3**



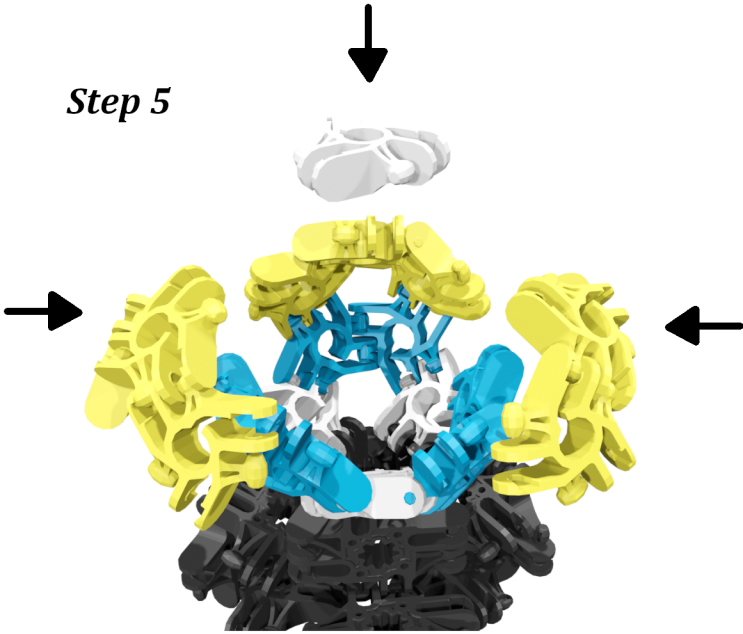
**Step 4**



*Trigons' color adjusted for purposes of instructions only.*

*Begin step 4 by connecting 3 sets of 1 Trigon to the top, followed by 3 sets of 2 Trigons between each set of 1.*

**Step 5**



*Connect 3 sets of 3 Trigons to the pairs of trigons connected in step 4. Finish the sphere by inserting 1 Trigon on top.*

*Connect all the joints together to complete the Mini Tower.*

*Ready to build more? Visit us at [Instructions.LuxBlox.com](http://Instructions.LuxBlox.com) and create with us today!*

