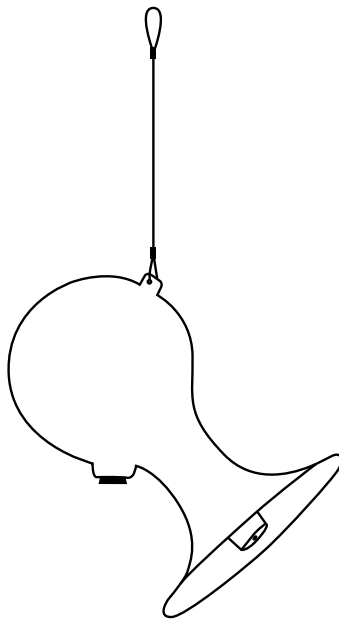


# J SCHATZ

## Hummingbird Feeder User Guide





## INTRODUCTION

Your new Hummingbird Feeder is easy to use. Please use this User Guide to:

Fill and hang the Hummingbird Feeder

Clean the Hummingbird Feeder

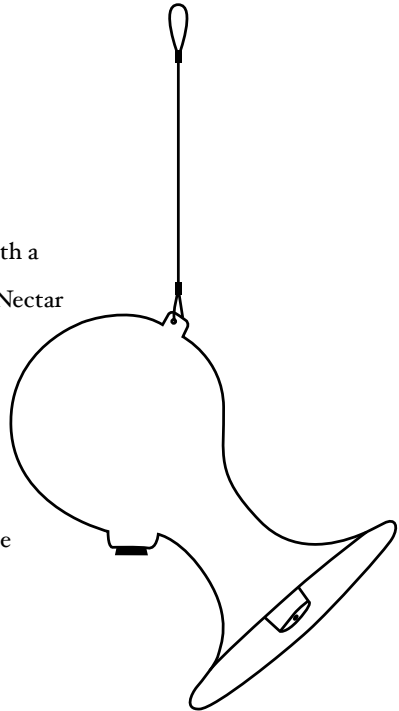
## HUMMINGBIRD FEEDER PARTS

Your Hummingbird Feeder consists of 3 individual Parts

1 Vinyl Coated Hanging Wire

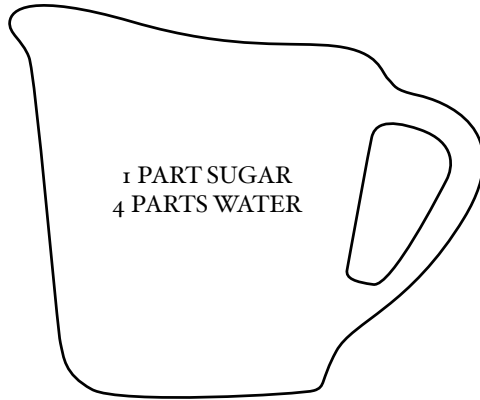
1 Handcrafted Glossy Stoneware Feeder with a  
capacity to hold 1 1/2 Cups of Hummingbird Nectar  
(1 part sugar dissolved in 4 parts water)

1 Rubber Stopper to Secure the Fill Hole



TO FILL THE HUMMINGBIRD FEEDER  
STEP 1

Mix 1 1/2 cups of nectar by dissolving 1 part ordinary white cane sugar in 4 parts cool tap water. This mixture approximates the average sucrose content (about 21%) of the flowers favored by North American hummingbirds, without being so sweet it attracts too many insects. The J Schatz Hummingbird Feeder is a gravity fed hummingbird feeder. All gravity fed hummingbird feeders will occasionally drip due to changes in the atmospheric pressure. To reduce dripping we recommend always filling the feeder completely with cool nectar before hanging.



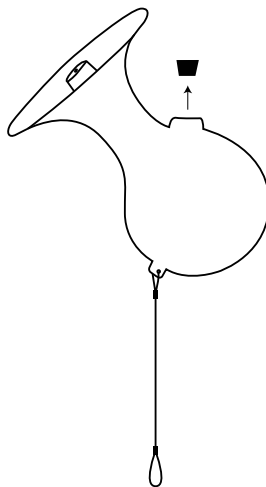
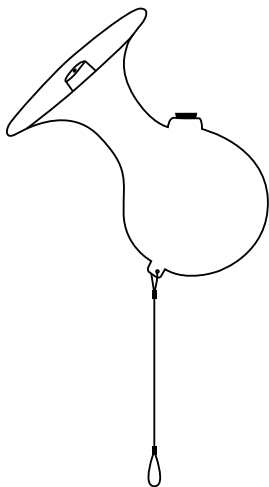
## TO FILL THE HUMMINGBIRD FEEDER

### STEP 2

Turn the feeder upside down and remove the rubber stopper.

TURN UPSIDE DOWN

REMOVE RUBBER STOPPER

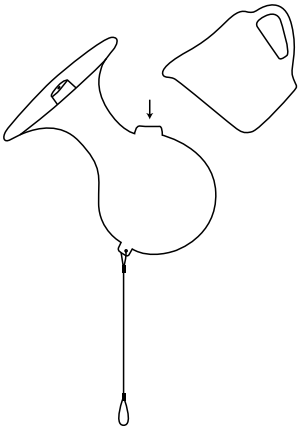


## TO FILL THE HUMMINGBIRD FEEDER

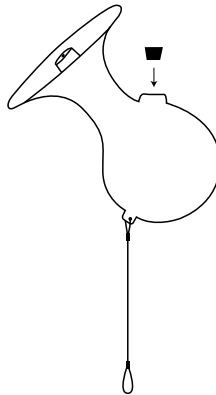
### STEP 3

Pour the mixture into the hummingbird feeder fill hole until completely full. The J Schatz Hummingbird Feeder operates on a vacuum principle. Only if the feeder is initially filled completely full will the vacuum form. Secure the stopper. To ensure that there is no trapped air inside the feeder it is beneficial to have spillage from the fill hole when putting the stopper into hole. When secure, turn over and hang.

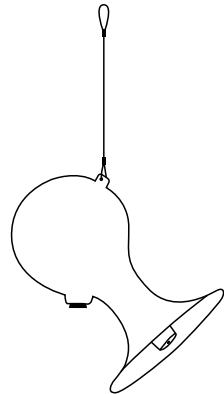
POUR UNTIL  
COMPLETELY FULL



SECURE THE  
RUBBER STOPPER




TURN OVER  
AND HANG



## TO HANG THE HUMMINGBIRD FEEDER

If you feed hummingbird feeders already please hang the hummingbird feeder in the general vicinity of your current feeders. If this is your first feeder we recommend hanging it in an area near flowers that hummingbirds might already be visiting. Hang directly from a hook or use a length of wire or rope and attach a snap hook to facilitate easy removal for filling. Snap hooks can be found in most hardware stores. The J Schatz Hummingbird Feeder is a gravity fed hummingbird feeder. All gravity fed hummingbird feeders will occasionally drip due to changes in the atmospheric pressure. We recommend hanging the feeder in a location where the drips will not be a problem to clean up.



## TO CLEAN THE HUMMINGBIRD FEEDER

We recommend cleaning your feeder with hot water before every filling. To clean place the hot water inside the feeder through the fill hole and secure with the rubber stopper. Place one finger on the feeder hole and shake vigorously. Rinse thoroughly with hot water before refilling with food. Do not use soap because hummingbirds do not like the taste. Once a month we recommend cleaning the feeder with a 10% bleach to water solution. Allow the solution to set in the feeder for one hour, drain the solution, and then rinse thoroughly with hot water before refilling. There is no need to air dry before refilling, any remaining traces of bleach will be neutralized by the fresh nectar. Bleach is both safe and very effective.





## Wonder-Certified™

We certify that the products we make are inspired by wonder. Each day we arrive at the studio motivated to work hard and create exceptional pieces of ceramic ware. We live to capture beauty, be surprised, and solve creative problems with innovative designs. Most importantly, we love what we do. 20,000 wonder-certified ceramic products have been sold since 2004 to satisfied customers throughout all fifty states and around the world in 14 countries. Handmade with wonder in our Providence, Rhode Island studio one piece at a time.

**CUSTOMER SERVICE CALL 866-344-5267**

Weekdays 9a.m. - 5p.m. PST

**OR VISIT [WWW.JSCHATZ.COM](http://WWW.JSCHATZ.COM)**

Wonder-Certified, and J Schatz are trademarks of The Office Of Jim Schatz, Inc.  
J Schatz Hummingbird Feeders are protected under U.S. Patent #D652,175. ©2016 J Schatz. All Rights Reserved.